CHONGDE
PRECISION MACHINERY
崇德 精密機械

about 崇德精密机械有限公司 CHONGDE PRECISION MACHINERY CO.,LTD

50

崇德精密机械有限公司专业从事数控刀具的研发、设计、生产、销售。主要生产高性能铣、车、钻等机夹式数控刀具，涵盖了粗加工、精加工以及轻切削、重载切削的各种数控刀具。产品以其高精度、高转速、高寿命、高性价比的特点，深受广大客户的青睐。

公司全面引进欧美高端刀具技术，拥有先进的进口数控设备和国际一流的检测设备，严格按照国际标准生产，并为客户提供配套的解决方案和技术培训。同时，公司经过不懈探索，积极创新，研制出了独具特色的防锈涂层产品、高频脉冲产品、镜面产品，更好的满足了客户需求。

目前，产品已出口到三十多个国家和地区，形成了稳固的客户群，并在国内多个省市设立了办事处和代理机构，在韩国、泰国、土耳其、美国等多个国家设立了代理商。

孔子曰：有朋自远方来不亦乐乎。崇德公司竭诚欢迎海内外各界朋友前来曲阜观光旅游，洽谈合作，共创未来！

ChongDe Precision Machinery Co., Ltd specialized in research and development,design,production and sales. The main production of high performance milling, turning, drilling and other CNC machine, Contains the rough machining, finish machining and light cutting, heavy cutting of various CNC cutting tools, Products with high precision, high speed, high durability, high cost performance characteristics,win high praise from customers.

Company introduction European and American high-end cutting tools technology comprehensively, has imported advanced CNC equipment and first-class testing equipment, in strict accordance with international standard production, and provide customers with a full range of solutions and technical training. At the same time, the company continuously explore,positive innovation, developed a unique antirust nickel plating products, high-frequency pulse, mirror products, better meet the needs of customers.

Now, our products have exported to more than 30 countries and regions. Formed a stable customer base, and in multiple domestic provinces and cities set up offices and agencies, in South Korea, Thailand, Turkey, the United States and other countries set up agents.

Confucius once said, it is pleasant to welcome friends from afar. Qufu Chong De Precision Machinery Co., Ltd warmly welcomes all clients from all over the world to visit and cooperate with us!

CHONGDE PRECISION MACHINERY 崇德精密機械

目录 CONTENTS

HIGH ACCURACY ER MILLING CHUCK SERIES
高精度ER铣夹头系列

P007 HSK-GER HIGH SPEED COLLET CHUCK 筒夹刀柄


P007 ST-GER High SPEED COLLET CHUCK 高速刀柄


P008 ISO10/20/25/30-GER High speed collet chuck without keyway 高速刀柄


P008 ISO Spanner 刀柄专用扳手


P008 NBT30-GER HIGH SPEEDCOLLET CHUCK WITHOUT KEYWAY 无键槽高速刀柄


P009 BT30/40-GER COLLET CHUCK GER筒夹刀柄


P011 CBBT-GER COLLET CHUCK GER筒夹刀柄


P012 SK(DIN 69871、JT、DAT) GER COLLET CHUCK GER 筒夹刀柄


P013 CAT(ANSI B5.50、CT) GER COLLET CHUCK GER 筒夹刀柄


P014 HSK-ERMS HIGH SPEED COLLET CHUCK 筒夹刀柄


P014 ISO10/20/25/30-ERMS HIGH SPEED COLLET CHUCK WITHOUT KEYWAY 高速刀柄


P015 ST-ER HIGH SPEED COLLET CHUCK 高速刀柄


P015 NBT30-ER HIGH SPEED COLLET CHUCK WITHOUT KEYWAY 无键槽高速刀柄


P016 HSK-ER COLLET CHUCK 筒夹刀柄


P017 BT30、40/ER COLLET CHUCK 筒夹刀柄


P018 019 BT50/ER COLLET CHUCK 筒夹刀柄


P020 BT/ER COLLET CHUCK M TYPE M型筒夹刀柄


P021 CBBT-ER COLLET CHUCK 筒夹刀柄


P022 SK(DIN 69871、JT、DAT) ER COLLET CHUCK 筒夹刀柄


P023 SK(DIN 69871、JT、DAT) ER COLLET CHUCK M TYPE M型筒夹刀柄


P024 CAT(ANSI B5.50、CT) ER COLLET CHUCK 筒夹刀柄


P025 CAT ER COLLET CHUCK M TYPE M型筒夹刀柄


P025 NMTB ER COLLET CHUCK 筒夹刀柄


P026 NT/ ST(DIN2080) ER COLLET CHUCK 筒夹刀柄


P026 SO ER COLLET CHUCK 筒夹刀柄


P026 R8 ER COLLET CHUCK 筒夹刀柄


P027 MTA ER COLLET CHUCK 扁尾式莫氏刀柄


P027 ER MORSE SHANK WITH OIL HOLE 莫氏锥柄带油孔刀柄


P027 MTB ER COLLET CHUCK 后拉式莫氏刀柄


P029 030 ER STRAIGHT SHANK COLLET CHUCK 直柄ER夹头柄


P031 ER STRAIGHT SHANK COLLET CHUCK M TYPE 直柄ER夹头柄(M型)


P032 SIDE LOCK ER STRAIGHT SHANK COLLET CHUCK (M TYPE) 直柄侧锁式ER铣床夹头柄


P033 ER STRAIGHT SHANK COLLET CHUCK(INCH) 直柄ER夹头柄


P034 ER STRAIGHT SHANK COLLET CHUCK M TYPE M型直柄ER夹头柄(INCH)


P034 SIDE LOCK ER STRAIGHT SHANK COLLET CHUCK 直柄侧锁式ER铣床夹头柄 (INCH)


P035 ER STRAIGHT SHANK WITH TWO COOLET CHUCK 直柄两端ER铣夹头柄


P036 JACOBS TAPER SHANK COLLET CHUCK 锥孔连结ER筒夹刀柄


P036 ER collet with thread 螺纹连接ER筒夹


P036 ER COLLET FIXTURE 直孔夹头座


目录 CONTENTS

CHONGDE PRECISION MACHINERY 崇德精密机械

P037 BT-TER TENSION & COMPRESSION TAP HOLDER 刚性伸缩攻牙本体



P038 SK(DIN69871) TENSION & COMPRESSION TAP HOLDER 刚性伸缩攻牙本体



P038 NT TENSION & COMPRESSION TAP HOLDER 刚性伸缩攻牙本体



P039 STRAIGHT SHANK TENSION & COMPRESSION TAP HOLDER C 直柄刚性伸缩攻牙本体



P040 BT SK(DIN69871) SYNCHRO TAP HOLDER 微量补偿螺距同步数控刚性攻丝刀柄



P041 BT30/40/50-NER HIDDEN BARREL CLAMP TOOL HANDLE BT30/40/50-NER隐藏式筒夹刀柄



P043 DZ TYPE POWER TOOL BASE SHAFT DZ型动力刀座轴



P043 DF TYPE POWER TOOL BASE SHAFT DF型动力刀座轴



P043 DL TYPE POWER TOOL BASE SHAFT DL型动力刀座轴



P043 DH TYPE POWER TOOL BASE SHAFT DH型动力刀座轴



P045 -052 ER Collet DIN6499B 筒夹 DIN6499B



P052 -054 ER COLLET SET 筒夹套装



P055 -059 ER/C COLLET (OIL HOLE TYPE) 止水筒夹 (内冷式)



P060 ER/C COLLET(OIL HOLE TYPE)SET C止水筒夹 (内冷式) 套装



P061 -065 ERG TAP COLLET 型攻丝筒夹



P067 ER NUT 螺帽



P068 ER SPANNER 扳手



P069 ER TORQUE SPANNER 筒夹扭力扳手



P070 -073 ER MILLING CHUCK SET 套装铣夹头



P073 ER STRAIGHT MILLING CHUCK SET 直柄套装ER铣夹头



HIGH SPEED CSK MILLING CHUCK SERIES

CSK高速刀柄系列

P078 ST-GSK CHUCK 刀柄



P078 ISO-GSK CHUCK 刀柄



P078 NBT30-GSK HIGH SPEED COLLET CHUCK WITHOUT KEYWAY 高速无键槽刀柄



P079 HSKE/F-GSK HIGH SPEED COLLET CHUCK 高转速精密筒夹刀柄



P080 HSKA-GSK HIGH SPEED COLLET CHUCK 高转速精密筒夹刀柄



P081 CBBT-GSK HIGH SPEED COLLET CHUCK 高转速精密筒夹刀柄



P082 -083 BT- GSK HIGH SPEED COLLET CHUCK 高转速精密筒夹刀柄



P084 -085 BT- CSK HIGH SPEED COLLET CHUCK 高转速精密筒夹刀柄



P086 SK(DIN69871) GSK HIGH SPEED COLLET CHUCK 高转速精密筒夹刀柄



P087 CAT(ANSI B5.50) GSK HIGH SPEED COLLET CHUCK 高转速精密筒夹刀柄



P088 SK/DIN69871) CSK HIGH SPEED COLLET CHUCK 高转速精密筒夹刀柄



P089 CAT(ANSI B5.50)- CSK HIGH SPEED COLLET CHUCK 高转速精密筒夹刀柄



P091 -094 CSK HIGH SPEED COLLET 高速筒夹



P095 -096 CSK/C COLLET (OIL HOLE TYPE) CSK/C止水筒夹 (内冷式)



P097 CSK NUT 螺帽



P097 GSK HIGH SPEED NUT WITHOUT KEYWAY 高速无键槽螺帽



P098 GSK ANTI-DUST NUT 防尘螺帽



P098 CSK LOADING DEVICE FOR CSK COLLET 筒夹装取器



P098 TSK SPANNER 扳手



CHONGDE PRECISION MACHINERY 崇德精密機械

目录 CONTENTS

P099 GSK BALL SPANNER 滚珠扳手



P099 CSK TORQUE WRENCH 筒夹扭力扳手



P100 CSK HIGH SPEED COLLET SET 高速筒夹套装



HIGH ACCURACY COLLET CHUCK, EXTRA SLIM 高精度CDC后拉式筒夹刀柄

P102 HSK/CDC COLLET CHUCK,EXTRA SLIM SERIES 筒夹后拉式刀柄



P103 BT/CDC COLLET CHUCK,EXTRA SLIM SERIES 筒夹后拉式刀柄



P104 SK/CDC COLLET CHUCK,EXTRA SLIM SERIES 高精度后拉式筒夹刀柄



P105 CAT/CDC COLLET CHUCK,EXTRA SLIM SERIES 筒夹后拉式刀柄



P106 CDC COLLET EXTRA SLIM SERIES 后拉式筒夹延长杆



P106 -107 CDC COLLET EXTRA SLIM SERIES 后拉式筒夹



P109 BT/SK (DIN69871) HIGH ACCURACY STRONG TORQUE COLLET CHUCK 高精度强力扭矩筒夹刀柄



P109 HIGH ACCURACY HP COLLET 高精度HP筒夹



HIGH ACCRUACY SHRINK FIT CNC COLLET CHUCK 高精度热缩式数控刀柄

P111 HSK32A/40A/50A SHRINK FIT COLLET CHUCK 热缩式刀柄



P112 HSK63A SHRINK FIT COLLET CHUCK 热缩式刀柄



P113 HSK80A/100A SHRINK FIT COLLET CHUCK 热缩式刀柄



P114 HSK32E/HSK40E SHRINK FIT COLLET CHUCK 热缩式刀柄



P114 HSK50E SHRINK FIT COLLET CHUCK 热缩式刀柄



P115 HSK63F SHRINK FIT COLLET CHUCK 热缩式刀柄



P115 116 BT30/40/50 SHRINK FIT COLLET CHUCK 热缩式刀柄



P117 SK40(DIN69871) SHRINK FIT COLLET CHUCK 热缩式刀柄



P118 SK50(DIN69871) SHRINK FIT COLLET CHUCK 热缩式刀柄



P119 HEAT-SHRINKABLE TOOL HOLDER WITH END-EFFLUENT 端面出水热缩式刀柄



P120 HSK63A LIGHT TYPE SHRINK FIT COLLET CHUCK 热缩式刀柄轻型



P121 BT30/BT40 LIGHT TYPE SHRINK FIT COLLET CHUCK 热缩式刀柄轻型



P122 SHRINK FIT EXTEMSION BAR 热缩式延长杆



P123 HEAT SHRINKABLE NC TOOL HANDLE FOR REPLACEABLE JOINT 可换热缩接杆数控刀柄



P123 BT、HSK、CAT-SSF HEAT SHRINKABLE NC TOOL HANDLE FOR REPLACE ABLE JOINT BT、HSK、CAT-SSF 可换热缩接杆数控刀柄



P124 SSF TYPE HOT RETRACTION ROD 标准型热缩接杆



P125 SWITCHABLE SSF TYPE HOT RETRACTION ROD 可换式SSF细长型热缩接杆



HIGH ACCURACY HYDRAULIC COLLET CHUCK 高精度液压数控刀柄系列

P128 SK(DIN69871)-HC HYDRAULIC CHUCKS 液压数控刀柄



P128 TOOL GRINDING SPECIAL HYDRAULIC CHUCK 工具磨专用液压刀柄



P129 BT-HC HYDRAULIC CHUCKS 液压数控刀柄



P130 HSK-HC(DIN 69893) HYDRAULIC CHUCKS 液压数控刀柄



P131 HYDRAULIC STRAIGHT COLLET 液压直柄筒夹



C STRAIGHT COLLET SERIES 高速、高精度、高寿命直柄强力刀柄系列

P133 BT NEEDLE ROLLER TYPE MILLING CHUCK 强力型立铣刀柄



P134 SK(DIN69871) NEEDLE ROLLER TYPE MILLING CHUCK 强力型立铣刀柄



P134 HSK NEEDLE ROLLER TYPE MILLING CHUCK 强力型立铣刀柄



目录 CONTENTS

CHONGDE PRECISION MACHINERY 崇德精密机械

P134 CAT NEEDLE ROLLER TYPE MILLING CHUCK 强力型立铣刀柄


P134 NT NEEDLE ROLLER TYPE MILLING CHUCK 强力型立铣刀柄


P135 MOSER TAPER SHANK MILLING CHUCK 莫氏强力立铣刀柄


P135 R8 NEEDLE ROLLER TYPE MILLING CHUCK 强力型立铣刀柄


P135 C TYPE SPANNER 扳手


P135 MILLING CHUCK SET 强力型铣夹头套装


P136 C STRAIGHT COLLET 直柄筒夹


P137 K STRAIGHT COLLET 直柄筒夹


P138 STRAIGHT SHANK MORSE TAPER SLEEVE 直柄莫氏斜度套筒


EOC(OZ) COLLET SERIES
EOC(OZ)筒夹系列

P140 -143 DIN6388A EOC(OZ) COLLETS


P144 -146 DIN6388B EOC(OZ) COLLET 筒夹


P146 EOC MILLIMG CHUCK 铣夹头刀柄


P147 BT、HSK63F/ECC MILLING CHUCK 立铣刀柄


P148 EOC NUT 螺帽


P148 EOC SPANNER 扳手


P149 EOC(OZ)MILLING COLLET CHUCK SET 铣夹头套装


COLLET SERIES
筒夹系列

P150 -153 TG COLLETS 弹簧夹头


P153 TG CLAMPING NUT 拴紧螺帽


P153 TG SPANNER 扳手


P154 BT、CAT/TG MILLING CHUCK ARBORS 立铣刀柄


P154 TG COLLET CHUCK 刀柄


P155 CTH COLLET 筒夹


P156 -157 NB COLLET 筒夹


P158 DIN6343 CLAMPING COLLET 夹紧夹头


P158 POWER COLLET 强力夹头


P159 CHUCK FOR AUTOMATIC LATHE 自动车床用夹头


P159 ESK COLLET ESK筒夹


P159 CHK11 COLLET CHK11筒夹


P160 CSG COLLET CSG 筒夹


TOOL HOLDER SLEEVE COLLET SERIES
刀库导套系列

P162 TOOL HOLDER SLEEVE 刀库导套


P163 MORSE TOOL HOLDER SLEEVE 刀库导套莫氏锥度套筒


P163 J SERIES SLEEVE J 型导套


P164 Z SERIES SLEEVE Z型导套


P164 C SERIES SLEEVE C型导套


P165 B SERIES SLEEVE B型导套


P165 SLF SERIES SLEEVE 导套


P166 BORING BAR BUSHINGS 镗杆变径套


CHONGDE PRECISION MACHINERY 崇德精密機械

目录 CONTENTS

CNC TOOL SYSTEMS 数控刀柄系列

P168 BT MORSE TAPER HOLDER (TYPE A) 扁尾式莫氏变径套


P169 BT MORSE TAPER HOLDER (TYPE B) 后拉式莫氏变径套


P169 BT DRILL CHUCK HOLDER 钻接杆


P170 BT/SLN(DIN1835-B) END MILL HOLDER 侧固式立铣刀柄


P171 BT /SLA END MILL HOLDER 侧固式立铣刀柄


P171 END MILL MINI STRAIGHT SHANK HOLDER 高精度侧固式小径延长杆


P172 BT OMS CHUCK HOLDER 外冷转内冷侧固式刀柄


P172 AUTOMATIC TOOL CHANGER CHUCK HOLDER 自动换刀连接柄 (外冷转内冷)


P173 BT/FMA FACE MILL HOLDER(TYPE A) 平面铣刀柄


P174 BT/FMB FACE MILL HOLDER(TYPE B) 平面铣刀柄


P175 BT30/40/50 -90 ° BORING HOLDER (TYPE B) 粗镗刀柄


P176 177 BT30/40/50 -45 ° BORING HOLDER (TYPE A) 粗镗刀柄


P178 BT30/40/50 -DCA END MILL HOLDER 侧铣刀柄


P179 SK (DIN69871、JT、DAT或DV) -MTA MORSE TAPER HOLDER 莫氏变径套


P179 SK (DIN69871、JT、DAT或DV) -MTB MORSE TAPER HOLDER 后拉式莫氏变径套


P179 SK (DIN69871、JT、DAT或DV) DRILL CHUCK HOLDER 钻接杆刀柄


P180 SK(DIN69871、JT、DAT或DV) END MILL HOLDER 侧固式立铣刀柄


P181 SK(DIN69871、JT、DAT或DV) FACE MILL HOLDER 平面铣刀柄


P181 CAT MORSE TAPER HOLDER 莫氏变径套


P182 CAT FACE MILL HOLDER 平面铣刀柄


P183 CAT DRILL CHUCK HOLDER 钻接杆刀柄


P183 CAT/SLN END MILL HOLDER 侧固式立铣刀柄


P184 HSK MORSE TAPER SLEEVE(TYPE A) 莫氏变径套


P184 HSK MORSE TAPER SLEEVE(TYPE B) 后拉式莫氏变径套


P185 HSK63A END MILL HOLDER 侧固式立铣刀柄


P186 HSK100A END MILL HOLDER 侧固式立铣刀柄


P187 HSK FACE MILL HOLDER 平面铣刀柄


P188 HSKA40/50/63/100 -DCA END MILL HOLDER 侧铣刀柄


P189 BT/SK/CAT/HSK SEMI-FINISHED CHUCK HOLDER 特种刀具毛胚刀柄


P190 CHUCK FOR GRINDING MACHINE WITH SPECIAL GRINDING WHEEL 磨刀机专用砂轮刀柄


P191 SMALL DIAMETER COLLET FOR STRAIGHT SHANK CHUCK 超细小径延长杆筒夹


P191 SMALL DIAMETER COLLET STRAIGHT SHANK CHUCK 超细小径延长杆

P191 SPECIAL SPANNER FOR SMALL DIAMETER COLLET STRAIGHT SHANK CHUCK 超细小径延长杆螺帽专用扳手


P192 AXIS FOR ROWER TOOL HOLDER AND MACHINE 防干涉高速、高精度小径数控刀柄


P193 BT-SLC SIDE LOCK CHUCK WITH COOLANT OUTLET IN ITS END SURFACE 端面出水侧固刀柄


P194 BT/SK-FMB FACE MILLING HOLDER WITH COOLANT OUTLET IN ITS END SURFACE 内冷出水平面铣刀柄


P195 MILLING CHUCK WITH SCREW IN FRONT END FACE 锁牙式刀柄


P196 ADJUSTABLE COMPENSATION CNC SHANK 可调补偿数控刀柄


P196 NON-STANDARD CUSTOMIZED PRODUCTS 非标定制产品


目录 CONTENTS

CHONGDE PRECISION MACHINERY 崇德精密机械

P196 NON-STANDARD CUSTOMIZED PRODUCTS 非标定制产品



DRILL CHUCK 钻夹头系列

P198 CPU HIGH SPEED DRILL CHUCK HOLDER 高速高精度CPU钻夹头刀柄



P198 BT/NT APU DRILL CHUCK HOLDER 带柄自紧钻夹头刀柄



P199 CAT/SK APU DRILL CHUCK HOLDER 带柄自紧钻夹头刀柄



P199 HSK APU DRILL CHUCK HOLDER 带柄自紧钻夹头刀柄



P200 APU DRILL CHUCK HOLDER MORSE TAPER SHANK 带柄自紧钻夹头刀柄 莫氏锥度柄



P201 APU DRILL CHUCK HOLDER C STRAIGHT SHANK 带柄自紧钻夹头刀柄 C直柄



P201 APU DRILL CHUCK HOLDER R8 TAPER SHANK 带柄自紧钻夹头刀柄 R8柄



P201 APU DRILL CHUCK HOLDER MT (SHORT) 带柄自紧钻夹头刀柄 MT (SHORT)



P202 KEYLESS DRILL HOLDER 自紧钻夹头



P203 KEY TYPE DRILL HOLDER 扳手钻夹头



PULL STUD 拉钉系列

P205 206 BT (MAS 403) /DIN69872A/B /ISO 7388A/B PULL STUD 拉钉



P207 208 CAT40/50/JIS B6339/SR PULL STUD 拉钉



P209 ISO PULL STUD FOR CARVING MACHINE AND MORSE TAPER ISO雕刻机用拉钉 无扁尾莫氏圆锥孔刀柄加长拉钉



P210 BT-CAT INCH THREAD PULL STUD CAT-JT METRIC THREAD PULL STUD UPGRADED PULL STUD CAT-MAZAK 美制螺纹拉钉 CAT-JT公制螺纹拉钉 CAT-MAZAK



TAPPING CHUCK SERIES 攻丝夹头系列

P212 BT、SK(DIN69871)、NT TAP HOLDER ADAPTER G型攻丝夹头刀柄



P212 REVERSIBLE TAPPING CHUCK TYPE G G型扭矩保护攻丝夹头



P213 214 QUICK CHANGE COLLET 快换式攻丝筒夹



LIVE CNENTERS SERIES 顶尖系列

P216 PRECISION HIGH SPEED LIVE CENTER (CNC MACHINE TOOLS) 精密高速回转顶尖（数控机床专用）



P216 PRECISION HEAVY LIVE CENTER (CNC MACHINE TOOLS) 精密重型回转顶尖（数控机床专用）



P216 MEDIUM-DUTY LIVE CENTER(EXTENDED) 精密型回转顶尖



P217 MEDIUM-DUTY LIVE CENTER(EXTENDED) 精密加长型回转顶尖



P217 MEDIUM-DUTY LIVE CENTER 外旋回转顶尖



P218 MULTI-PURPOSE LIVE CENTER 插入式回转顶尖



P218 BULL NOSE CENTER 伞型顶尖



P219 DEAD/HALF-NOTCHED /CARBIDE HALF-NOTCHED /CARBIDE CENTER 固定/半缺/硬质合金半缺/硬质合金顶尖



P220 221 CONSTANT HYDROST ARTER FACE DRIVER 液压端面拨动顶尖



DRILL CHUCK ARBORS 钻接杆系列

P222 R8 DRILL CHUCK / NT DRILL CHUCK ARBORS 钻接杆



P223 224 MORSE TAPER DRILL CHUCK ARBORS WITH DRAW BAR /WITH TANG 后拉型/舌尾型莫氏钻接杆



SLEEVE SERIES 变径套系列

P225 NT MS ADAPTER (WITH TANG) 变径套(扁尾式)



P225 DIN 2187 EXTENSION SOCKET WITH MS.HOLE 加长变径套



P226 DIN 2185 MORSE TAPER SLEEVE/ SOLID SOCKET 莫氏变径套/顶尖套



MILLING MACHINE ARBOR SERIES 铣刀杆系列

P227 -228 MORSE TAPER END MILL HOLDER (METRIC/INCH) 莫氏锥柄铣刀柄



CHONGDE PRECISION MACHINERY 崇德精密機械

目录 CONTENTS

P229 -230 NT FACE MILL HOLDER METRIC/INCH 平面铣刀柄



P231 R8 FACE MILL HOLDER 平面铣刀柄



P231 NT COMBI FACE MILL HOLDER NT混合插入式铣刀柄



P232 233 R8/NT/NMTB END MILL HOLDER 侧固式铣刀杆



P233 NMTB30/40/50-FMA FACE MILL HOLDER 平面铣刀柄



BORING HEAD SERIES 镗刀系列

P234 BT/SK CHUCK WITH BORING HEAD 镗头刀杆基础刀柄



P235 P237 SK(DIN69871)/BT/HSK LBK BORING TOOL HOLDER 镗孔刀柄



P237 DCK EXTENSION HANDLE WITH EQUAL DIAMETER DCK等径延长接柄



P237 BST BORING TOOL HOLDER BST 镗孔刀柄



P238 P239 RBH MICRO BORING HEAD SET RBH可调式双刃粗镗头



P240 NBJ16 MICRO BORING HEAD SET NBJ16微调精镗刀系列



P241 NBH2048 MICRO BORING HEAD SET 微调精镗孔镗头



P242 NBH2084 MICRO BORING HEAD SET 微调精镗孔镗头套装



P243 CBH MICRO BORING HEAD SET 微调精镗头



P244 F1-50/75/100 BORING HEAD 镗头



P245 F1 BORING SHANK F1-镗头柄



P245 F1-PRECISION BORING HEAD SET 套装镗头



VDI TOOL HOLDER SERIDS VDI刀夹系列

P247 -249 B1/B2/B3/B4/B5/B6/B7/B8AXIAL FEED TOOL HOLDER 径向刀夹



P249 -250 C1/C2/C3/C4 RADIAL FEED TOOL HOLDER 轴向刀夹



P250 -251 E1/E2 TOOL HOLDER WITH ROUND BARS 圆柱孔刀夹



P251 TOOL HOLDER WITH MORSE TAPER 莫氏锥孔刀夹



P252 E4 COLLET SPINDLE HOLDERS 弹簧夹头刀夹



P252 DOUBLE DIRECTION (RIGH/LEFT)TTOOL HOLDER 双向刀夹



HYDRAULIC SOFT JAWS SERIES 油压软爪系列

P253 HYDRAULIC SOFT JAWS 油压软爪



P254 FUMES JAWS FORMING RING 油压软爪成型圈



PRECISION TOOL VISES 平口钳系列

P255 QGG PRECISION TOOL VISES 手转精密工具平口钳



P255 QKG PRECISION TOOL VISES 精密成型工具平口钳



TOUCH POINT SENSOR 光电式寻边器

P256 TOUCH POINT SENSOR 光电式/机械式寻边器



P256 ZD1-50 INVISIBLE SCALE Z-AXIS SETTER (MAGNETIC) 隐藏式Z轴设定器



CNC ACCESSORIES CNC 附件

P257 BT/SK (DIN69871) / CAT/HSK TOUCH POINT SENSOR 检测棒



P258 BT/SK/CAT/HSK TOOL SEAT 锁刀座



P259 TORQUE WRENCH 拉钉扭矩扳手



P259 SPECIAL WRENCH FOR NC AUTOMATION MACHINE TOOL 数控自动化机床专用扳手



P260 HSK C LAMPING UNITS 拉刀夹爪



目录 CONTENTS

CHONGDE PRECISION MACHINERY 崇德精密機械

P261 BT PULL STUD TYPE CLAMPING UNITS 拉刀夹爪



P262 ISO20/25-ER COLLET CHUCK WITH DYNAMIC BALANCING RING 带动平衡环刀柄



P262 DYNAMIC BALANCING RING 动平衡环



P263 CLAMPING KIT 组合压板



ELECTROMAGNETIC HEATER 电磁感应热装机

P264 ELECTROMAGNETIC HEATER



NON-STANDARD PRODUCTS 非标产品

P265 NON-STANDARD PRODUCTS 非标产品



INDEXABLE CNC TOOL SERIES 可转位数控刀具系列

P268 269 TAP RIGHT ANGLE SHOULDER END MILL TAP方肩铣刀杆



P270 271 EMR/EMRW/TRS ROUND DOWEL END MILL EMR/EMRW/TRS 圆鼻立铣刀



P272 T2139 COPY END FINE MILL 球形精铣刀



P273 KM END MILL 立铣刀杆



P274 KM- 45° FACE MILL KM - 45° 面铣刀盘



P275 TAP RIGHT ANGLE SHOULDER FACE MILL TAP 方肩铣刀盘



P276 RAP 75° FACE MILL RAP 75° 面铣刀盘



P277 EMR/TPS/EMRW ROUND DOWEL FACE MILL EMR/TPS/EMRW 仿型铣刀盘



P278 EMR/TPS/EMRW 铝合金刀体刀盘



P279 WITHOUT TRIMMING KNIFE PAD SE1204/45° 不带微调刀垫SE1204/45°



P280 EKP ROUGHING CUT CORN MILLING CUTTER EKP 粗切削玉米铣刀



P280 SKP ROUGHING CUT CORN MILLING CUTTER SKP 粗切削玉米铣刀



ANTI-SHOCK TUNGSTEN STEEL CNC MILLING SHNAK ,BORE ARBOR 钨钢抗震铣、镗刀杆

P282 ANTI-SHOCK TUNGSTEN STEEL CNC MILLING SHNAK,BORE ARBOR 锁牙式抗震刀杆MFT系列



P282 ANTI-SHOCK TUNGSTEN STEEL CNC MILLING SHNAK,BORE ARBOR 钨钢抗震镗刀杆ST系列



P283 ANTI-SHOCK TUNGSTEN STEEL CNC MILLING SHNAK ,BORE ARBOR 钨钢抗震镗刀杆SC系列



P283 BALL PRECISION CUTTERS 锁牙式球型精铣刀头



P284 BALL PRECISION CUTTERS 锁牙式球型精铣刀头



P284 285 SHOULDER/CARRNER ROUNDING END MILLS 锁牙式/圆刃立铣刀头



P286 287 SHOULDER/CUTTING END MILLS 锁牙式/直角台肩立铣刀头



P287 MODULAR INSERT HOLDER TYPE BE 组合式镗孔头BE型



P288 TUNGSTEN STEEL BACK-PULL EXTENSION ROD 钨钢后拉式延长杆



EARTHQUAKE-RESISTANT TURNING TOOL BAR MADE OF TUNGSTEN STEEL 钨钢抗震车刀杆

P290 291 TUNGSTEN STEEL INNER DIAMETER TURNING TOOL 钨钢内径车刀



P292 REPLACEABLE LOCK TOOTH KNIFE HEAD 可换式锁牙车刀头



DISPOSABLE RAPID DRILLING TOOLS 钻削系列

P294 295 3/5/7×D FLANGED STRAIGHT FLUTE HOLDER 3D/5D/7D 舍弃式硬质合金快速钻



P296 298 3/5/7×D MORSE SHANK SPADE DRILL 3D/5D/7D舍弃式高速钢快速钻



P299 CARBIDE INSERT HSS INSERT 硬质合金刀片规格 高速钢刀片规格



P302 306 2/3/4/5xD INDEXABLE RAPID DRILLING TOOLS 可转位式WC刀片 2/3/4/5倍快速钻



P307 313 2/3/4/5xD INDEXABLE RAPID DRILLING TOOLS 可转位式SP刀片 2/3/4/5倍快速钻



CHONGDE PRECISION MACHINERY 崇德精密機械

目录 CONTENTS

P314 SMALL TOOL HOLDER 小刀夹



P314 SPOT DRILLING 定心钻



P315 VMD INDEXABLE LARGE BIT VMD可转位大钻头



P316 BIG DRILL TOOL VMD大钻头



P317 CONNECTING ARBOR 连接杆



RUBBER COLLETS 橡胶夹具

P317 SK RUBBER COLLETS SK系列夹固头



P318 NK SERIES CLAMPING HEAD NK系列夹固头



P318 EK SERIES RUBBER- ELASTIC COLLETS EK系列夹固头



P319 JK SERIES RUBBER-ELASTIC COLLETS JK系列夹固头



P319 DESIGN/CUSTOMIZE NON-STANDARD SETS 设计定制非标涨套



CARBIDE LINED GUIDE BUSHING &COLLETS 自动车夹头

P320 CARBIDE LINED GUIDE BUSHING & COLLETS 自动车夹头



P321 322 CARBIDE LINED GUIDE BUSHING & COLLETS 自动车夹头



P323 -334 TECHNICAL DATA 技术资料

高精度ER夹持系统 HIGH ACCURACY ER collet chucks

高速、高精度、高寿命ER夹持系统

High speed ,high accuracy, high durability ,ER collet chucks







刀柄动平衡检测
Accuracy dynamic balance

CHONGDE PRECISION MACHINERY 崇德精密機械

高精度ER夹持系统 HIGH ACCURACY ER collet chucks

高速、高精度、高寿命ER刀柄 HIGH SPEED HIGH ACCURACY HIGH DURABILITY ER MILLING CHUCK

◆材质20CrMnTi或JIS–SCM415；
◆硬度58±2HRC；
◆渗碳深＞0.8；
◆表面粗糙度：Ra＜0.4u；

◆Material：20CrMnTi or JIS–SCM415；
◆Hardness：58±2HRC；
◆Carburizing depth >0.8;
◆Roughness：Ra＜0.4u；



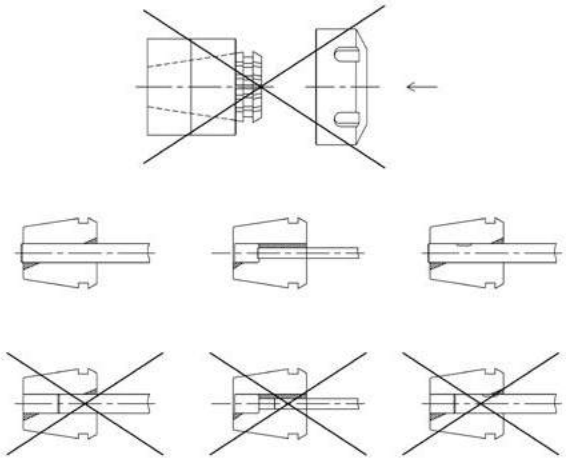

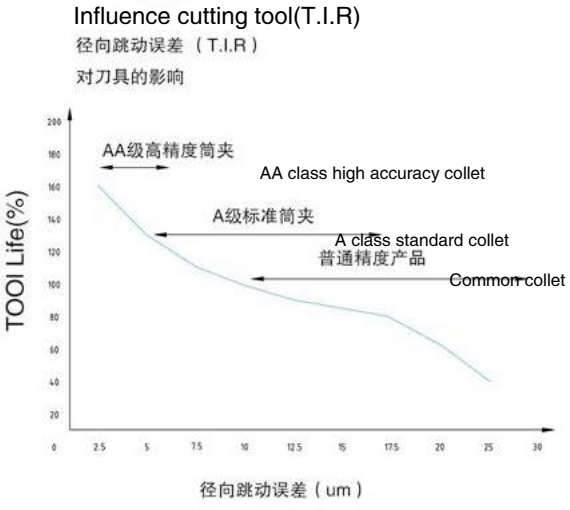

Influence cutting tool(T.I.R)

● 不正确的装配可能会永久性地损坏筒夹的精度，并可能导致损坏螺帽。将刀具尽可能的塞入筒夹的夹持长度以达到最佳效果。不正确地塞入刀具可能会使筒夹永久性的变形，并导致较差的径向跳动误差。

● Incorrect assembly may permanently damage the collet accuracy and may result in damage to the nut. Clamping of the tool into the collet as far as possible the length to achieve the best results. Incorrectly put into the tool may cause permanent deformation of the collet and lead to poorer radial run out.

● 刀具径跳是整个刀柄系统：刀柄、筒夹、螺帽的共同作用。所以为达到最佳的夹持精度，推荐使用崇德公司的高精度刀柄、筒夹和螺帽。

● Cutting tool T.I.R is the tooling system: a combination of the collet chuck, collet, nut. So to achieve the best clamping precision, it is recommended to use chongde company high–precision collet chuck, collet, and nuts.

高精度ER夹持系统 HIGH ACCURACY ER collet chucks

MAS 403 BT/DIN69871 SK

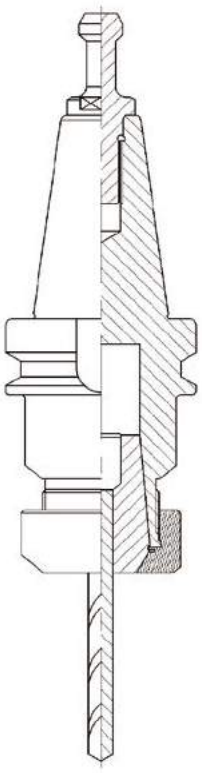

Form A

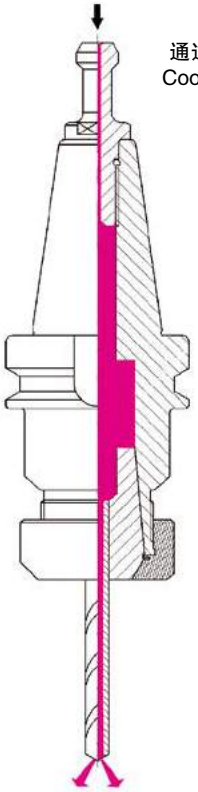

出水 Coolant outlet

Form AD

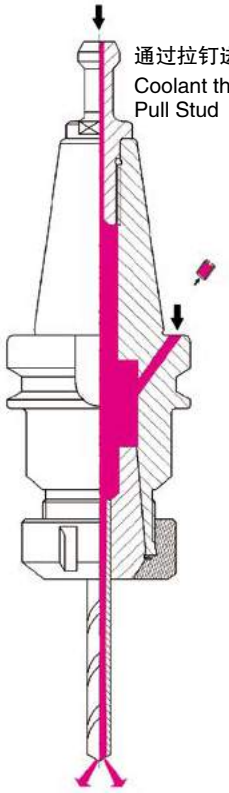

出水 Coolant outlet

Form AD+B

● 一般情况下，按AD型供货，加定位螺钉，有特殊指定，如：BT40(AD+B)–ER32–100L,按AD+B型供货。
● 基本材质：20CrMnTi/JIS–SCM415。
● 硬度：56–60HRC,渗碳深度:＞0.8mm。
● 锥柄部规格BT/SK（DIN69871）/CAT/HSK,公差等级:≤AT3。
● 刀柄标准动平衡G6.3–12000rpm,精密动平衡可达G2.5–20000rpm、25000rpm、30000rpm。
● 刀柄本体BT(MAS403)、SK(DIN69871)可分三种形式：A型（中心不出水）、AD型（仅中心出水）、AD+B型:(中心出水+法兰出水）。

○ Generally,we provide Form AD have positioning screws,if order special,Please specify Form A / From AD / Form AD+B
○ Material:20CrMnTi/JIS–SCM415
○ Hardness:56–60HRC,Carburizing depth:＞0.8mm.
○ Type for BT/SK(DIN69871)/CAT/HSK Shank ,taper tolerance:≤AT3
○100% balanced to G6.3 12000RPM G2.5 20000RPM 25000RPM 30000RPM
○ Three Form BT(MAS403)Shank & SK(DIN69871)Shank:Form A & Form AD & Form AD+B

高精度ER铣夹头系列　HIGH ACCURACY ER MILLING CHUCK SERIES



ER高速刀柄综合检测特点：

◆锥度等级≤AT3均在Diebold的标准检具上检测；
◆夹持的内锥面由高速内孔磨床磨削，并用标准的气动测量仪检测，大端接触面积率在90%以上；
◆刀柄螺纹用4h级的螺纹环规检测，螺帽用4H级的螺纹塞规检测，通端通，止端止；
◆刀柄本体内锥跳动（Run–out）:≤0.002mm(刀柄长度在100L内)；
◆综合同轴度5μ：刀柄径跳≤0.002mm,装入≤0.005mm的筒夹，测出的综合径跳为最高点不超过0.005mm；
◆动平衡：根据需要可做G2.5 20000~50000rpm。

Comprehensive inspection way of Tool holder

◆Taper precision ≤AT3 and part of the standard size are tested by Diebold standard inspection tools which made in Germany;
◆Surface of the clamping inner hole is grinding by high speed Inner–aperture grinder, and inspect by standard pneumatic measurement instrument; the big end contact area rate is above 90%;
◆Shank thread is inspected with 4h level thread ring gauge, and the nut is inspected with 4H level thread plug gauge, the quality guaranteed;
◆Run out of the inside shank cone:≤0.002 (At the length 100L of the shank) ;
◆Coaxiality 5μ: Shank run out≤0.002; With collet≤0.005, the comprehensive run–out of the shank is no more than 0.005.
◆Dynamic balance:G2.5 20000–50000rpm.

》》》刀/柄/综/合/检/测　Comprehensive inspection way of chuck



同轴度（综合精度）检测
Inspection of coaxial degree (overall accuracy)



7：24锥检具图(德国Diebold刀柄检具)
Picture of 7:24 taper inspection tool (German Diebold collet chuck inspection tool)

锥柄形式 Taper	筒夹↗ collet	工作长度 L					
		L ≤ 100			100 < L ≤ 150		
BT/CBBT/ SK/CAT	5μ	刀柄内锥↗ collet chuck inner cone	综合↗	等级 Class	刀柄内锥↗ collet chuck inner cone	综合↗ Comprehensive	等级 Class
30	ER16/20 /25/32/40	2μ	≤ 5μ	AA	2μ	≤ 5μ	AA
40							
50		2μ	≤ 5μ	AA	2μ	≤ 8μ	A
						≤ 5μ	AA
30/40	ER11	2μ ~3μ	≤ 8μ	A	–		
			≤ 5μ	AA	–		

注：其它刀柄锥度形式（如 HSK,ISO 等）一般可按 30 刀柄的精度等级执行，特殊要求可订制。
Note:Special requirements can be customized（HSK/ISO）.

高精度ER铣夹头系列 HIGH ACCURACY ER MILLING CHUCK SERIES



ER高速刀柄外观：涂层或抛光涂层

◆表面粗糙度得到降低，精度稳定性提高 刀柄表面凹凸不平的纹理，经过抛光后，表面粗糙度得以整 平，获得平滑光亮的表面。同时填充表面毛孔、划痕以及其它表面缺陷，从而提高疲劳强度、增加耐腐蚀力。

◆抛光涂层刀柄不影响精度 抛光刀柄表面进行涂层处理，涂层厚度均匀，化学涂层液的分散程度几乎100%，这种特殊覆膜可防止主轴异常磨损，不影响产品精度。

◆防腐性、耐磨性、耐腐蚀性得到提高，化学涂层的结合力强，硬度得到提高，在酸、碱、氨、盐等 不同的介质环境中具有很好的防锈效果。

◆外观光亮、圆滑，手感好，外观更漂亮。

ER high speed Tool holder surface:Nickel coating or polish nickel coating

◆Surface roughness is reduced, precision stability improved
The collet chuck surface uneven texture, after polishing, the surface roughness can be leveling, smooth and shining surface.At the same time filling surface pores, scratches and other surface defects, thus improve the fatigue strength, corrosion resistance increase.

◆Don't influence precision
Tool holder surface is coated, the layer is evenly,Chemical plating solution dispersion degree of almost 100%,nickel layer is thin, thickness is about 3u–5u, this special coating can reduce Spindle abnormal wear and tear, Don't influence precision.

◆Anti–rust, anti–corrosion, durability better.
Coating adhesion strong, enhance hardness, and anti–rust better in different surroundings, such as acid,alkali,ammonia, salt etc.

◆Improve cleanness, precision more stable, surface more smooth, feel more comfortable and appearance nicer.

》》》 特/殊/防/锈/处/理 Special anti–rust treatment

◆包括内外锥在内，整体进行了抛光涂层处理，不进行防锈保养也不会生锈，对加工精度及主轴无不利影响。

◆Overall nickel coating, including inside and outside cone, even if you do not take any anti–rust actions, it will not rust either, don't influence processing precision and spindle.



抛光涂层处理
Products polishwith chemical nickel coating

》》》 其/它/公/司/常/规/产/品 Other company products

◆普通产品疏于防锈维护，几天便会生锈，导致加工精度降低、对刀柄、主轴造成不利影响。

◆若锥部生锈，则刀尖跳动精度扩大到0.01–0.02。

◆The products without coating is easy to rust, reduce processing precision, influence the chuck and spindle.

◆If the shank rust, insert run–out will enlarge to 0.01–0.02.



未特殊防锈处理
Products without specitied anti–rust treatment

CHONGDE PRECISION MACHINERY 崇德精密機械

高精度ER铣夹头系列 HIGH ACCURACY ER MILLING CHUCK SERIES

GER高速刀柄综合特点：

◆ GER刀柄系列比ER刀柄系列具有更大的接触面积及更少的突出长度，可提供更高的径向切削力，夹持力大幅度提高。

◆ 高速切削加工时精度更稳定，使用寿命提高。

◆ 更适用于高转速、高精密切削。



◆ GER Tool holder series has less protrusion length and more contact area than ER Tool holder,so can provide higher radial cutting force,and greatly increase the clamping power.
◆ More stable characteristics can be gotten in high speed cutting process,improved service life.
◆ More suitable for higher speed and higher precision cutting.



GER刀柄　　ER刀柄

》》》精/湛/的/加/工/工/艺 Superb machining technology

*深冷处理

1、–196℃超长深冷处理，使接近全部的残余奥氏体转变为马氏体；
2、析出的纳米级碳化物颗粒，增加硬度和韧性；
3、减少残余应力；
4、耐磨性显著提高。

*Cryogenic treatment

1.–196℃ long cryogenic, nearly all of the residual austenite into martensite;
2. Carbide precipitation of Nanoscale particles, increasing the hardness and toughness;
3. Reducing residual stresses;
4. Wear resistance significantly improved.

*时效处理

*超长定型热时效去除残余内应力。

* Thermal aging processing
long stereotyped thermal limitation removal of grinding residual stress.



深冷处理（Cryogenic treatment）



时效处理（Thermal aging processing）

高精度ER铣夹头系列 HIGH ACCURACY ER MILLING CHUCK SERIES

CD0101-01 HSK-GER 筒夹刀柄 HSK-GER HIGH SPEED COLLET CHUCK



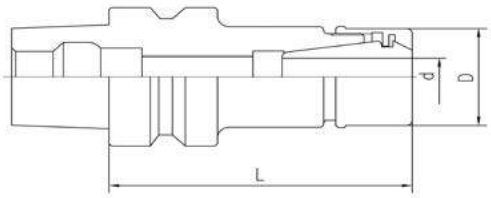

◆精做动平衡 Precision dynamic balancing
G2.5-30000rpm

订货号 Order No.	型号 Model No.	d	D	L	Collet	Spanner
CD010101.2511045	HSK25E-GER11-45	1-7	19.5	45	ER11	GH19
CD010101.2516045	HSK25E-GER16-45	1-10	27.1	45	ER16	GH27
CD010101.3211050	HSK32E-GER11-50	1-7	19.5	50	ER11	GH19
CD010101.3216060	HSK32E-GER16-60	1-10	27.1	60	ER16	GH27
CD010101.4016070	HSK40E-GER16-70	1-10	27.1	70	ER16	GH27
CD010101.4020070	HSK40E-GER20-70	1-13	33	70	ER20	GH33
CD010101.4025070	HSK40E-GER25-70	1-16	40	70	ER25	GH40
CD010101.4032080	HSK40E-GER32-80	1-20	50	80	ER32	GH50
CD010101.6316060	HSK63F-GER16-60	1-10	27.1	60	ER16	GH27
CD010101.6320060	HSK63F-GER20-60	1-13	33	60	ER20	GH33
CD010101.6325070	HSK63F-GER25-70	1-16	40	70	ER25	GH40
CD010101.6332080	HSK63F-GER32-80	1-20	50	80	ER32	GH50
CD010101.6316100	HSK63A-GER16-100	1-10	27.1	100	ER16	GH27
CD010101.6320100	HSK63A-GER20-100	1-13	33	100	ER20	GH33
CD010101.6325100	HSK63A-GER25-100	1-16	40	100	ER25	GH40
CD010101.6332100	HSK63A-GER32-100	1-20	50	100	ER32	GH50

CD0101-02 ST-GER高速刀柄 ST-GER HIGH SPEED COLLET CHUCK



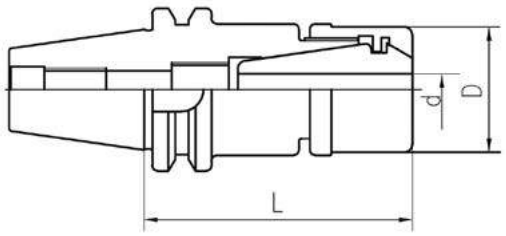

◎精做动平衡G2.5-30000rpm
◎Precision dynamic balancing：G2.5-30000rpm

订货号 Order No.	型号 Model No.	d	D	L	Collet	Spanner
CD010102.1511050	S15T-GER11-50	1-7	19.5	50	ER11	GH19
CD010102.2016045	S20T-GER16-45	1-10	27.1	45	ER16	GH27
CD010102.2016060	S20T-GER16-60	1-10	27.1	60	ER16	GH27
CD010102.2516045	S25T-GER16-45	1-10	27.1	45	ER16	GH27
CD010102.2516060	S25T-GER16-60	1-10	27.1	60	ER16	GH27
CD010102.2520045	S25T-GER20-45	1-13	33	45	ER20	GH33
CD010102.2520060	S25T-GER20-60	1-13	33	60	ER20	GH33

CHONGDE PRECISION MACHINERY 崇德精密機械

高精度ER铣夹头系列 HIGH ACCURACY ER MILLING CHUCK SERIES

CD0101-03 ISO10/20/25/30-GER 高速刀柄 HIGH SPEED COLLET CHUCK WITHOUT KEYWAY



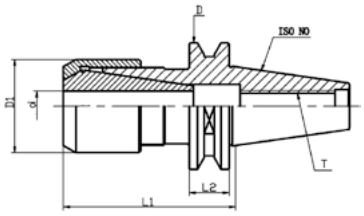

◎ 精做动平衡 G2.5-30000rpm~50000rpm
◎ 适用于木工及雕刻机械

◎ Precision dynamic balancing G2.5-30000rpm~50000rpm
◎ Suit to wooden and carving machine

订货号 Order No.	型号 Model No.	D	d	D1	L1	L2	T	Collet	Spanner
CD010103.1016034	ISO10-GER16-34	23	1-10	27.1	34	5.5	M6	ER16	GH27
CD010103.2016035	ISO20-GER16-35	33	1-10	27.1	35	8	M8	ER16	GH27
CD010103.2020035	ISO20-GER20-35	33	1-13	33	35	8	M8	ER20	GH33
CD010103.2516035	ISO25-GER16-35	37	1-10	27.1	35	8	M8	ER16	GH27
CD010103.2520035	ISO25-GER20-35	37	1-13	33	35	8	M8	ER20	GH33
CD010103.2525045	ISO25-GER25-45	37	1-16	40	45	8	M8	ER25	GH40
CD010103.3032060	ISO30-GER32-60	50	1-20	50	60	15.9	M12	ER32	GH50

CD0101-04 ISO刀柄专用扳手 ISO SPANNER

订货号 Order No.	型 式 Type	型号 Model No.	l	L	适配刀柄 chuck
CD010104.2024140	ISO	ISO20-P	24	140	ISO20
CD010104.2527145		ISO25-P	27	145	ISO25
CD010104.3031210		ISO30-P	31	210	ISO30



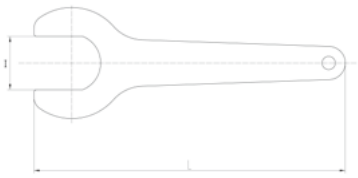

CD0101-05 NBT30-GER 无键槽高速刀柄 HIGH SPEED COLLET CHUCK WITHOUT KEYWAY



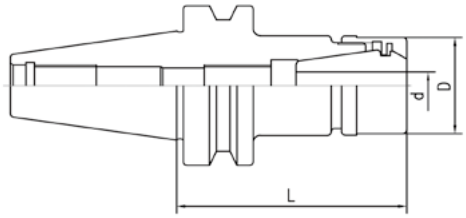

◎ 精做动平衡G2.5 30000rpm~50000rpm
◎ 适用于木工及雕刻机械
◎ Precision dynamic balancing G2.5 30000rpm~50000rpm
◎ Suitable for wooden and carving machine

订货号 Order No.	型 号 Model No.	夹持范围Capacity	D	L	Collet	Spanner
CD010105.3016045	NBT30-GER16-45	1-10	27.1	45	ER16	GH27
CD010105.3016060	NBT30-GER16-60	1-10	27.1	60	ER16	GH27
CD010105.3016090	NBT30-GER16-90	1-10	27.1	90	ER16	GH27
CD010105.3020045	NBT30-GER20-45	1-13	33	45	ER20	GH33
CD010105.3020060	NBT30-GER20-60	1-13	33	60	ER20	GH33
CD010105.3020070	NBT30-GER20-70	1-13	33	70	ER20	GH33
CD010105.3020090	NBT30-GER20-90	1-13	33	90	ER20	GH33
CD010105.3025045	NBT30-GER25-45	1-16	40	45	ER25	GH40
CD010105.3025060	NBT30-GER25-60	1-16	40	60	ER25	GH40
CD010105.3025070	NBT30-GER25-70	1-16	40	70	ER25	GH40
CD010105.3032060	NBT30-GER32-60	1-20	50	60	ER32	GH50
CD010105.3032070	NBT30-GER32-70	1-20	50	70	ER32	GH50

高精度ER铣夹头系列 HIGH ACCURACY ER MILLING CHUCK SERIES

CD0101–06 BT30/40–GER筒夹刀柄 GER COLLET CHUCK



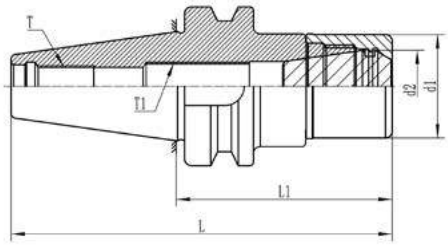

◆精做动平衡 Precision dynamic balancing
G2.5 25000rpm/30000rpm

订货号 Order No.	型号 Model No.	L	L1	D	d1	d2	T1	Collet	Spanner	KGS
CD010106.3011060	BT30–GER11–60	108.4	60	46	19.5	1–7	M6X1P	ER11	GH19	0.45
CD010106.3011070	BT30–GER11–70	118.4	70							0.5
CD010106.3011100	BT30–GER11–100	148.4	100							0.6
CD010106.3016060	BT30–GER16–60	108.4	60		27.1	1–10	M11X1P	ER16	GH27	0.5
CD010106.3016070	BT30–GER16–70	118.4	70							0.55
CD010106.3016100	BT30–GER16–100	148.4	100							0.8
CD010106.3020060	BT30–GER20–60	108.4	60		33	1–13	M14X1P	ER20	GH33	0.7
CD010106.3020070	BT30–GER20–70	118.4	70							0.75
CD010106.3020100	BT30–GER20–100	148.4	100							0.90
CD010106.3025060	BT30–GER25–60	108.4	60		40	1–16	M18X1.5P	ER25	GH40	0.65
CD010106.3025070	BT30–GER25–70	118.4	70							0.7
CD010106.3025100	BT30–GER25–100	148.4	100							1.45
CD010106.3032060	BT30–GER32–60	108.4	60		50	1–20	M22X1.5P	ER32	GH50	0.8
CD010106.3032070	BT30–GER32–70	118.4	70							0.85
CD010106.3032100	BT30–GER32–100	148.4	100							1
CD010106.4011060	BT40–GER11–60	125.4	60	63	19.5	1–7	M6×1P	ER11	GH19	1.2
CD010106.4011070	BT40–GER11–70	135.4	70							1.25
CD010106.4011100	BT40–GER11–100	165.4	100							1.3
CD010106.4016070	BT40–GER16–70	135.4	70		27.1	1–10	M11X1P	ER16	GH27	1.36
CD010106.4016100	BT40–GER16–100	165.4	100							1.54
CD010106.4016125	BT40–GER16–125	190.4	125							1.6
CD010106.4016150	BT40–GER16–150	215.4	150							1.86
CD010106.4020070	BT40–GER20–70	135.4	70		33	1–13	M14X1P	ER20	GH33	1.7
CD010106.4020100	BT40–GER20–100	165.4	100							1.8
CD010106.4020150	BT40–GER20–150	215.4	150							2.1
CD010106.4025070	BT40–GER25–70	135.4	70		40	1–16	M18X1.5P	ER25	GH40	1.9
CD010106.4025100	BT40–GER25–100	165.4	100							2.25
CD010106.4025150	BT40–GER25–150	215.4	150							2.75
CD010106.4032070	BT40–GER32–70	135.4	70		50	1–20	M22X1.5P	ER32	GH50	2.5
CD010106.4032100	BT40–GER32–100	165.4	100							2.8
CD010106.4032125	BT40–GER32–125	190.4	125							3.0
CD010106.4032150	BT40–GER32–150	215.4	150							3.05

注：客户在订购刀柄时需注明刀柄本体的冷却形式：A型、AD型、AD+B型。例如BT40（AD+B）–GER16–70。
Note: When ordering ,please specify the form :Form A & Form AD & Form AD+B .For example BT40(AD+B)–GER16–70

高精度ER铣夹头系列 HIGH ACCURACY ER MILLING CHUCK SERIES

高速、高精度、高刚性CBBT双面锁紧刀柄

High speed，high accuracy，high rigidity，CBBT double lock collet chuck

CBBT双面锁紧刀柄特点：

◎刚性好
◎零件加工面、加工尺寸精度稳定
◎刃具使用寿命提高
◎重切削时因震动对锥柄部产生的磨损减小
◎ATC重复操作精度良
◎高速旋转时Z轴方向定位稳定

◎Good rigidity
◎Parts processing and surface processing dimensional accuracy stability
◎cutting tool life improve
◎When heavy cutting due to vibration of the taper shank generated little wear
◎ATC repeat the operation with high accuracy
◎When the high-speed rotation Z-axis orientation stable

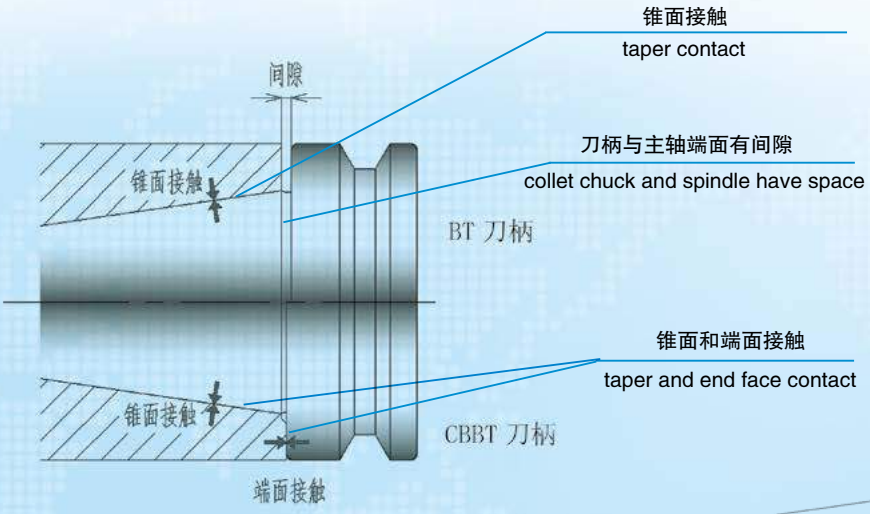



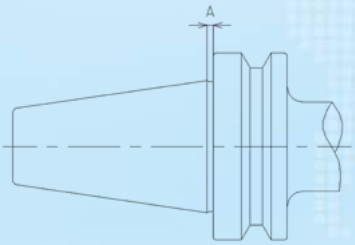

刀柄Type	A
BT30	2mm
BT40	2mm
BT50	3mm

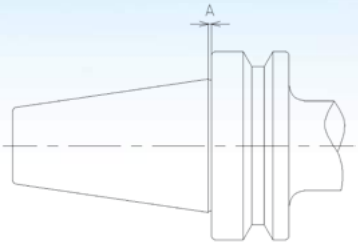

刀柄Type	A
CBBT30	1mm
CBBT40	1mm
CBBT50	1.5mm

高精度ER铣夹头系列 HIGH ACCURACY ER MILLING CHUCK SERIES

CD0101–07 CBBT–GER筒夹刀柄 CBBT–GER COLLET CHUCK



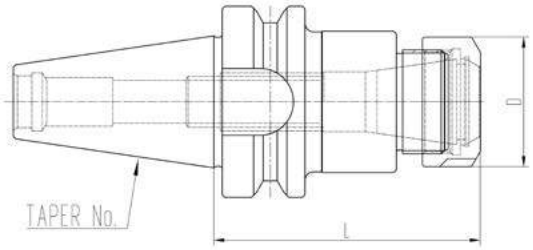

CBBT刀柄(BT双面定位) CBBT collet chuck(BT double lock)

◆精做动平衡 Precision dynamic balancing
CBBT30/40–G2.5–30000rpm,CBBT50–G2.5–20000rpm

订货号 Order No.	型号 Model No.	夹持范围 Range	D	L	Collet	Spanner	KGS
CD010107.3011070	CBBT30–GER11–70	1–7	19.5	70	ER11	GH19	0.5
CD010107.3011100	CBBT30–GER11–100			100			0.5
CD010107.3016070	CBBT30–GER16–70	1–10	27.1	70	ER16	GH27	1.0
CD010107.3016100	CBBT30–GER16–100			100			1.1
CD010107.3020070	CBBT30–GER20–70	1–13	33	70	ER20	GH33	1.2
CD010107.3020100	CBBT30–GER20–100			100			1.3
CD010107.3025070	CBBT30–GER25–70	1–16	40	70	ER25	GH40	1.2
CD010107.3025100	CBBT30–GER25–100			100			1.3
CD010107.3032070	CBBT30–GER32–70	1–20	50	70	ER32	GH50	1.4
CD010107.3032100	CBBT30–GER32–100			100			1.9
CD010107.4011070	CBBT40–GER11–70	1–7	19.5	70	ER11	GH19	1.0
CD010107.4011100	CBBT40–GER11–100			100			1.1
CD010107.4016070	CBBT40–GER16–70	1–10	27.1	70	ER16	GH27	1.1
CD010107.4016100	CBBT40–GER16–100			100			1.2
CD010107.4016120	CBBT40–GER16–120			120			1.4
CD010107.4020070	CBBT40–GER20–70	1–13	33	70	ER20	GH33	1.4
CD010107.4020100	CBBT40–GER20–100			100			1.8
CD010107.4020135	CBBT40–GER20–135			135			2.2
CD010107.4025070	CBBT40–GER25–70	1–16	40	70	ER25	GH40	1.4
CD010107.4025100	CBBT40–GER25–100			100			1.8
CD010107.4025135	CBBT40–GER25–135			135			2.2
CD010107.4025150	CBBT40–GER25–150			150			2.4
CD010107.4032070	CBBT40–GER32–70	1–20	50	70	ER32	GH50	1.8
CD010107.4032100	CBBT40–GER32–100			100			2.2
CD010107.4032120	CBBT40–GER32–120			120			2.4
CD010107.4032150	CBBT40–GER32–150			150			2.6
CD010107.5016100	CBBT50–GER16–100	1–10	27.1	100	ER16	GH27	4.2
CD010107.5016120	CBBT50–GER16–120			120			4.4
CD010107.5016165	CBBT50–GER16–165			165			4.6
CD010107.5020100	CBBT50–GER20–100	1–13	33	100	ER20	GH33	4.6
CD010107.5020135	CBBT50–GER20–135			135			4.8
CD010107.5020165	CBBT50–GER20–165			165			5.0
CD010107.5025100	CBBT50–GER25–100	1–16	40	100	ER25	GH40	4.7
CD010107.5025135	CBBT50–GER25–135			135			4.8
CD010107.5025165	CBBT50–GER25–165			165			5.0
CD010107.5032100	CBBT50–GER32–100	1–20	50	100	ER32	GH50	5.2
CD010107.5032135	CBBT50–GER32–135			135			5.7
CD010107.5032165	CBBT50–GER32–165			165			5.8

CHONGDE PRECISION MACHINERY 崇德精密機械

高精度ER铣夹头系列 HIGH ACCURACY ER MILLING CHUCK SERIES

CD0101-08 SK(DIN 69871、JT、DAT or DV)-GER 筒夹刀柄 GER COLLET CHUCK



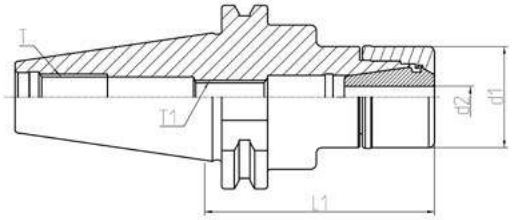

国际: International ISO 7388/1-A JT
中国：China GB 10944
德国：Germany DIN69871 SK

◆精做动平衡 Precision dynamic balancing
G2.5-20000rpm

订货号 Order No.	型号 Model No.	L1	d1	d2	T	collet	Spanner	KGS
CD010108.3011100	SK30-GER11-100	100	19.5	1-7	M6×1P	ER11	GH19	0.6
CD010108.3016100	SK30-GER16-100		27.1	1-10	M11X1P	ER16	GH27	0.7
CD010108.3020100	SK30-GER20-100		33	1-13	M14X1P	ER20	GH33	0.75
CD010108.3025100	SK30-GER25-100		40	1-16	M18X1.5P	ER25	GH40	0.8
CD010108.3032100	SK30-GER32-100		50	1-20	M22X1.5P	ER32	GH50	0.9
CD010108.4011100	SK40-GER11-100		19.5	1-7	M6×1P	ER11	GH19	1.05
CD010108.4011125	SK40-GER11-125	125						1.15
CD010108.4016070	SK40-GER16-70	70	27.1	1-10	M11X1P	ER16	GH27	1.3
CD010108.4016100	SK40-GER16-100	100						1.4
CD010108.4016125	SK40-GER16-125	125						1.6
CD010108.4016150	SK40-GER16-150	150						1.65
CD010108.4020070	SK40-GER20-70	70	33	1-13	M14X1P	ER20	GH33	1.4
CD010108.4020100	SK40-GER20-100	100						1.5
CD010108.4020125	SK40-GER20-125	125						1.95
CD010108.4020150	SK40-GER20-150	150						2.2
CD010108.4025070	SK40-GER25-70	70	40	1-16	M18X1.5P	ER25	GH40	1.6
CD010108.4025100	SK40-GER25-100	100						1.85
CD010108.4025150	SK40-GER25-150	150						2.25
CD010108.4032070	SK40-GER32-70	70	50	1-20	M22X1.5P	ER32	GH50	1.6
CD010108.4032100	SK40-GER32-100	100						2
CD010108.4032125	SK40-GER32-125	125						2.15
CD010108.4032150	SK40-GER32-150	150						2.65
CD010108.5016100	SK50-GER16-100	100	27.1	1-10	M11X1P	ER16	GH27	3.2
CD010108.5016125	SK50-GER16-125	125						4.3
CD010108.5016150	SK50-GER16-150	150						4.5
CD010108.5020100	SK50-GER20-100	100	33	1-13	M14X1P	ER20	GH33	3.4
CD010108.5020125	SK50-GER20-125	125						3.6
CD010108.5020150	SK50-GER20-150	150						3.8
CD010108.5025070	SK50-GER25-70	70	40	1-16	M18X1.5P	ER25	GH40	3.4
CD010108.5025100	SK50-GER25-100	100						4.15
CD010108.5025150	SK50-GER25-150	150						4.5
CD010108.5032080	SK50-GER32-80	80	50	1-20	M22X1.5P	ER32	GH50	3.6
CD010108.5032120	SK50-GER32-120	120						4.6
CD010108.5032160	SK50-GER32-160	160						4.75

注：客户在订购刀柄时需注明刀柄本体的冷却形式：A型、AD型、AD+B型。例如SK40（AD+B）-GER16-70。
Note: When ordering ,please specify the form :Form A & Form AD & Form AD+B .For example SK40(AD+B)-GER16-70

CD0101–09 CAT(ANSI B5.50、CT) GER筒夹刀柄
CAT(ANSI B5.50、CT) –GER COLLET CHUCK



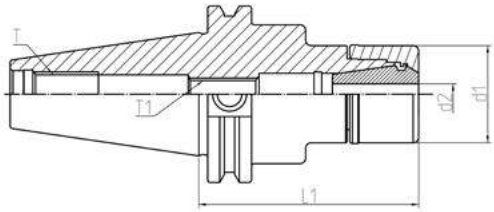

◆精做动平衡 Precision dynamic balancing
CAT40:G2.5 – 25000rpm;CAT50:G2.5–20000rpm

订货号 Order No.	型号 Model No.	L1	d1	d2	T	T1	collet	Spanner	KGS
CD010109.4016070	CAT40–GER16–2.76"	2.76"	1.067"	1/32"–3/8"	5/8"–11UNC	M11X1P	ER16	GH27	1.05
CD010109.4016101	CAT40–GER16–4"	4"							1.35
CD010109.4016152	CAT40–GER16–6"	6"							1.65
CD010109.4016203	CAT40–GER16–8"	8"							1.85
CD010109.4020070	CAT40–GER20–2.76"	2.76"	1.299"	1/32"–1/2"		M14X1P	ER20	GH33	1.25
CD010109.4020101	CAT40–GER20–4"	4"							1.65
CD010109.4025070	CAT40–GER25–2.76"	2.76"	1.575"	1/16"–5/8"		M18X1.5P	ER25	GH40	1.35
CD010109.4025101	CAT40–GER25–4"	4"							1.70
CD010109.4025152	CAT40–GER25–6"	6"							2.25
CD010109.4025203	CAT40–GER25–8"	8"							2.55
CD010109.4032070	CAT40–GER32–2.76"	2.76"	1.969"	1/16"–3/4"		M22X1.5P	ER32	GH50	1.25
CD010109.4032101	CAT40–GER32–4"	4"							1.75
CD010109.4032152	CAT40–GER32–6"	6"							2.15
CD010109.4032203	CAT40–GER32–8"	8"							2.65
CD010109.5016101	CAT50–GER16–4"	4"	1.067"	1/32"–3/8"	1"–8UNC	M11X1P	ER16	GH27	4.10
CD010109.5016152	CAT50–GER16–6"	6"							4.28
CD010109.5016203	CAT50–GER16–8"	8"							4.40
CD010109.5020101	CAT50–GER20–4"	4"	1.299"	1/32"–1/2"		M14X1P	ER20	GH33	4.20
CD010109.5020152	CAT50–GER20–6"	6"							4.45
CD010109.5020203	CAT50–GER20–8"	8"							4.60
CD010109.5025101	CAT50–GER25–4"	4"	1.575"	1/16"–5/8"		M18X1.5P	ER25	GH40	4.15
CD010109.5025152	CAT50–GER25–6"	6"							4.50
CD010109.5025203	CAT50–GER25–8"	8"							4.70
CD010109.5032101	CAT50–GER32–4"	4"	1.969"	1/16"–3/4"		M22X1.5P	ER32	GH50	4.35
CD010109.5032152	CAT50–GER32–6"	6"							4.60
CD010109.5032203	CAT50–GER32–8"	8"							4.90

注：客户在订购CAT锥柄时，后拉螺纹可另行选购。如公制或其它形式螺纹。
Note: When customers order CAT taper shank, can choose metric or other form of threads.

CHONGDE PRECISION MACHINERY 崇德精密機械

高精度ER铣夹头系列 HIGH ACCURACY ER MILLING CHUCK SERIES

CD0101–10 HSK–ERMS 筒夹刀柄 COLLET CHUCK



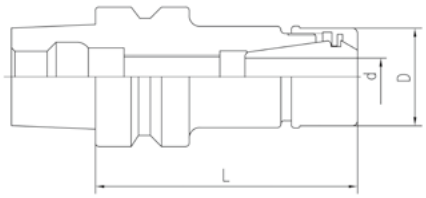

◆精做动平衡 Precision dynamic balancing
G2.5–30000rpm

订货号 Order No.	型号 Model No.	柄部 Shank	夹持范围 Range	D	L	Collet	Spanner
CD010110.2511045	HSK25E–ER11MS–45	HSK25E	1–7	19.5	45	ER11	ER11MR
CD010110.2516050	HSK25E–ER16MS–50	HSK25E	1–10	27.1	50	ER16	ER16MR
CD010110.3211050	HSK32E–ER11MS–50	HSK32E	1–7	19.5	50	ER11	ER11MR
CD010110.3216060	HSK32E–ER16MS–60	HSK32E	1–10	27.1	60	ER16	ER16MR
CD010110.4016060	HSK40E–ER16MS–60	HSK40E					
CD010110.4020060	HSK40E–ER20MS–60	HSK40E	1–13	33	60	ER20	ER20MR
CD010110.4025070	HSK40E–ER25MS–70	HSK40E	1–16	40	70	ER25	ER25MR
CD010110.6316060	HSK63F–ER16MS–60	HSK63F	1–10	27.1	60	ER16	ER16MR
CD010110.6320060	HSK63F–ER20MS–60	HSK63F	1–13	33	60	ER20	ER20MR
CD010110.6325070	HSK63F–ER25MS–70	HSK63F	1–16	40	70	ER25	ER25MR

CD0101–11 ISO10/20/25/30–ERMS 高速刀柄
HIGH SPEED COLLET CHUCK WITHOUT KEYWAY



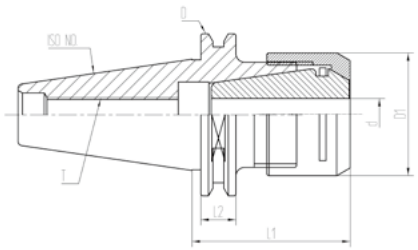

◎ 精做动平衡 G2.5–30000rpm~50000rpm
◎ 适用于木工及雕刻机械
◎ Precision dynamic balancing G2.5–30000rpm~50000rpm
◎ Suitable for wooden and carving machine

订货号 Order No.	型号 Model No.	D	夹特范围d Range	D1(Nut)	L1	L2	T	Collet	Spanner
CD010111.1011025	ISO10–ER11MS–25	23	1–7	16	25	5.5	–	ER11	ER11MR
CD010111.1016034	ISO10–ER16MS–34	23	1–10	22	34	5.5	–	ER16	ER16MR
CD010111.2016035	ISO20–ER16MS–35	33			35	8	M8		
CD010111.2020035	ISO20–ER20MS–35	33	1–13	28				ER20	ER20MR
CD010111.2516035	ISO25–ER16MS–35	37	1–10	22				ER16	ER16MR
CD010111.2520035	ISO25–ER20MS–35	37	1–13	28				ER20	ER20MR
CD010111.2525045	ISO25–ER25MS–45	37	1–16	35	45			ER25	ER25MR
CD010111.3016060	ISO30–ER16MS–60	50	1–10	22	60	15.9	M12	ER16	ER16MR
CD010111.3020060	ISO30–ER20MS–60	50	1–13	28				ER20	ER20MR
CD010111.3025060	ISO30–ER25MS–60	50	1–16	35				ER25	ER25MR

高精度ER铣夹头系列 HIGH ACCURACY ER MILLING CHUCK SERIES

CD0101–12 ST–ER高速刀柄 ST–ER HIGH SPEED COLLET CHUCK



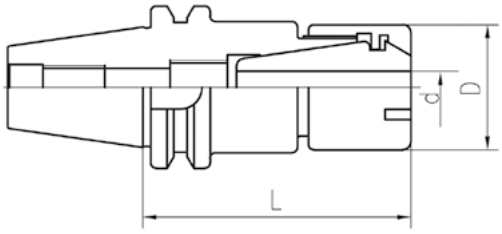

◎ 精做动平衡G2.5–30000rpm~50000rpm
◎precision dynamic balancing G2.5–30000rpm~50000rpm

订货号 Order No.	型号 Model No.	d	D	L	Collet	Spanner
CD010112.0511022	S5T–ER11M–22	1–7	16	22	ER11	ER11M
CD010112.1511050	S15T–ER11–50	1–7	19	50	ER11	ER11A
CD010112.1511035	S15T–ER11M–35	1–7	16	35	ER11	ER11M
CD010112.2016035	S20T–ER16M–35	1–10	22	35	ER16	ER16M
CD010112.2016050	S20T–ER16M–50	1–10	22	50	ER16	ER16M
CD010112.2516035	S25T–ER16M–35	1–10	22	35	ER16	ER16M
CD010112.2516060	S25T–ER16M–60	1–10	22	60	ER16	ER16M
CD010112.2520035	S25T–ER20M–35	1–13	28	35	ER20	ER20M
CD010112.2520060	S25T–ER20M–60	1–13	28	60	ER20	ER20M

CD0101–13 NBT30–ER 无键槽高速刀柄 HIGH SPEED COLLET CHUCK WITHOUT KEYWAY



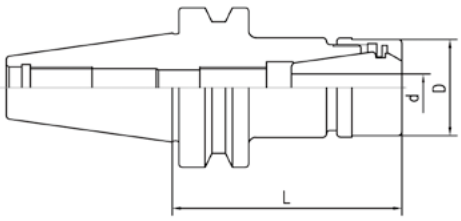

◎ 精做动平衡G2.5 30000rpm~50000rpm
◎ 适用于木工及雕刻机械
◎ precision dynamic balancing G2.5 30000rpm~50000rpm
◎ Suitable for wooden and carving machine

订货号 Order No.	型号 Model No.	d	D	L	Collet	Spanner
CD010113.3016060	NBT30–ER16–60	1–10	28	60	ER16	ER16A
CD010113.3016070	NBT30–ER16M–70	1–10	22	70	ER16	ER16M
CD010113.3016061	NBT30–ER16UM–60	1–10	32	60	ER16	ER16UM
CD010113.3020060	NBT30–ER20–60	1–13	34	60	ER20	ER20A
CD010113.3020045	NBT30–ER20M–45	1–13	28	45	ER20	ER20M
CD010113.3020070	NBT30–ER20UM–70	1–13	35	70	ER20	ER20UM
CD010113.3025045	NBT30–ER25M–45	1–16	35	45	ER25	ER25M
CD010113.3025060	NBT30–ER25M–60	1–16	35	60	ER25	ER25M
CD010113.3025061	NBT30–ER25UM–60	1–16	42	60	ER25	ER25UM
CD010113.3025070	NBT30–ER25UM–70	1–16	42	70	ER25	ER25UM
CD010113.3032060	NBT30–ER32UM–60	1–20	50	60	ER32	ER32UM
CD010113.3032070	NBT30–ER32UM–70	1–20	50	70	ER32	ER32UM

CHONGDE PRECISION MACHINERY 崇德精密機械

高精度ER铣夹头系列 HIGH ACCURACY ER MILLING CHUCK SERIES

CD0101–14 HSK–ER 筒夹刀柄 HSK–ER COLLET CHUCK



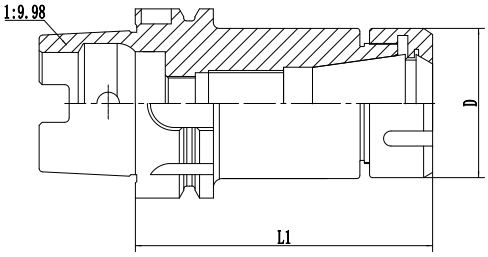

◆精做动平衡 Precision dynamic balancing
G2.5– 15000rpm/20000rpm

订货号 Order No.	型号 Model No.	柄部 Shank	夹持范围 Range	D	L1	Collet	Spanner
CD010114.3211045	HSK32A–ER11–45	HSK32A	1–7	19	45	ER11	ER11A
CD010114.3211060	HSK32A–ER11–60	HSK32A	1–7	19	80	ER11	ER11A
CD010114.4016080	HSK40A–ER16–80	HSK40A	1–10	28	80	ER16	ER16A
CD010114.4020080	HSK40A–ER20–80	HSK40A	1–13	34	80	ER20	ER20A
CD010114.4025080	HSK40A–ER25–80	HSK40A	1–16	42	80	ER25	ER25UM
CD010114.5016080	HSK50A–ER16–80	HSK50A	1–10	28	80	ER16	ER16A
CD010114.5016100	HSK50A–ER16–100	HSK50A	1–10	28	100	ER16	ER16A
CD010114.5020080	HSK50A–ER20–80	HSK50A	1–13	34	80	ER20	ER20A
CD010114.5020100	HSK50A–ER20–100	HSK50A	1–13	34	100	ER20	ER20A
CD010114.5025080	HSK50A–ER25–80	HSK50A	1–16	42	80	ER25	ER25UM
CD010114.5025100	HSK50A–ER25–100	HSK50A	1–16	42	100	ER25	ER25UM
CD010114.5032100	HSK50A–ER32–100	HSK50A	1–20	50	100	ER32	ER32UM
CD010114.6316080	HSK63A–ER16–80	HSK63A	1 – 10	28	80	ER16	ER16A
CD010114.6316100	HSK63A–ER16–100	HSK63A	1 – 10	28	100	ER16	ER16A
CD010114.6316120	HSK63A–ER16–120	HSK63A	1 – 10	28	120	ER16	ER16A
CD010114.6316160	HSK63A–ER16–160	HSK63A	1 – 10	28	160	ER16	ER16A
CD010114.6320080	HSK63A–ER20–80	HSK63A	1 – 13	34	80	ER20	ER20A
CD010114.6320100	HSK63A–ER20–100	HSK63A	1 – 13	34	100	ER20	ER20A
CD010114.6320120	HSK63A–ER20–120	HSK63A	1 – 13	34	120	ER20	ER20A
CD010114.6320160	HSK63A–ER20–160	HSK63A	1 – 13	34	160	ER20	ER20A
CD010114.6325080	HSK63A–ER25–80	HSK63A	1 – 16	42	80	ER25	ER25UM
CD010114.6325100	HSK63A–ER25–100	HSK63A	1 – 16	42	100	ER25	ER25UM
CD010114.6325120	HSK63A–ER25–120	HSK63A	1 – 16	42	120	ER25	ER25UM
CD010114.6325160	HSK63A–ER25–160	HSK63A	1 – 16	42	160	ER25	ER25UM
CD010114.6332080	HSK63A–ER32–80	HSK63A	1 – 20	50	80	ER32	ER32UM
CD010114.6332100	HSK63A–ER32–100	HSK63A	1 – 20	50	100	ER32	ER32UM
CD010114.6332120	HSK63A–ER32–120	HSK63A	1 – 20	50	120	ER32	ER32UM
CD010114.6332160	HSK63A–ER32–160	HSK63A	1 – 20	50	160	ER32	ER32UM
CD010114.6340100	HSK63A–ER40–100	HSK63A	3 – 26	63	100	ER40	ER40UM
CD010114.6340120	HSK63A–ER40–120	HSK63A	3 – 26	63	120	ER40	ER40UM
CD010114.6340160	HSK63A–ER40–160	HSK63A	3 – 26	63	160	ER40	ER40UM
CD010114.1016100	HSK100A–ER16–100	HSK100A	1 – 10	28	100	ER16	ER16A
CD010114.1016120	HSK100A–ER16–120	HSK100A	1 – 10	28	120	ER16	ER16A
CD010114.1016160	HSK100A–ER16–160	HSK100A	1 – 10	28	160	ER16	ER16A
CD010114.1020100	HSK100A–ER20–100	HSK100A	1 – 13	34	100	ER20	ER20A
CD010114.1020120	HSK100A–ER20–120	HSK100A	1 – 13	34	120	ER20	ER20A
CD010114.1020160	HSK100A–ER20–160	HSK100A	1 – 13	34	160	ER20	ER20A
CD010114.1025100	HSK100A–ER25–100	HSK100A	1 – 16	42	100	ER25	ER25UM
CD010114.1025120	HSK100A–ER25–120	HSK100A	1 – 16	42	120	ER25	ER25UM
CD010114.1025160	HSK100A–ER25–160	HSK100A	1 – 16	42	160	ER25	ER25UM
CD010114.1032100	HSK100A–ER32–100	HSK100A	1– 20	50	100	ER32	ER32UM
CD010114.1032120	HSK100A–ER32–120	HSK100A	1– 20	50	120	ER32	ER32UM
CD010114.1032160	HSK100A–ER32–160	HSK100A	1– 20	50	160	ER32	ER32UM
CD010114.1040100	HSK100A–ER40–100	HSK100A	3 – 26	63	100	ER40	ER40UM
CD010114.1040120	HSK100A–ER40–120	HSK100A	3 – 26	63	120	ER40	ER40UM
CD010114.1040160	HSK100A–ER40–160	HSK100A	3 – 26	63	160	ER40	ER40UM

高精度ER铣夹头系列 HIGH ACCURACY ER MILLING CHUCK SERIES

CD0101–15 BT30、40/ER筒夹刀柄 COLLET CHUCK



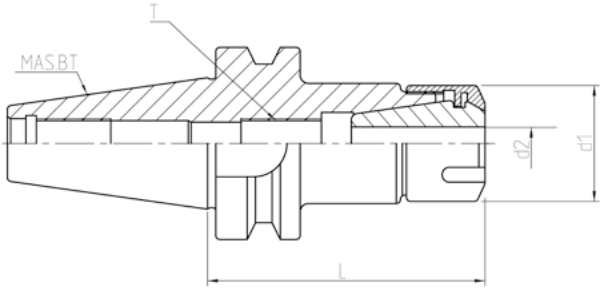

◆精做动平衡 Precision dynamic balancing
G2.5–25000rpm

订货号 Order No.	型号 Model No.	L	d1	d2	T	Collet	Spanner	KGS
CD010115.3011060	BT30–ER11–60	60	19	1–7	M6X1P	ER11	ER11A	0.45
CD010115.3011070	BT30–ER11–70	70						0.5
CD010115.3011100	BT30–ER11–100	100						0.6
CD010115.3011150	BT30–ER11–150	150						0.7
CD010115.3016060	BT30–ER16–60	60	28	1–10	M11X1P	ER16	ER16A	0.5
CD010115.3016070	BT30–ER16–70	70						0.55
CD010115.3016100	BT30–ER16–100	100						0.8
CD010115.3016120	BT30–ER16–120	120						0.95
CD010115.3016150	BT30–ER16–150	150						1
CD010115.3020060	BT30–ER20–60	60	34	1–13	M14X1P	ER20	ER20A	0.7
CD010115.3020070	BT30–ER20–70	70						0.75
CD010115.3020100	BT30–ER20–100	100						0.90
CD010115.3025060	BT30–ER25–60	60	42	1–16	M18X1.5P	ER25	ER25UM	0.65
CD010115.3025070	BT30–ER25–70	70						0.7
CD010115.3025100	BT30–ER25–100	100						1.45
CD010115.3025150	BT30–ER25–150	150						1.6
CD010115.3032060	BT30–ER32–60	60	50	1–20	M22X1.5P	ER32	ER32UM	0.8
CD010115.3032070	BT30–ER32–70	70						0.85
CD010115.3032100	BT30–ER32–100	100						1.5
CD010115.3032150	BT30–ER32–150	150						1.7
CD010115.3040080	BT30–ER40–80	80	63	3–26	M28X1.5P	ER40	ER40UM	1.1
CD010115.3040100	BT30–ER40–100	100						1.6
CD010115.3040150	BT30–ER40–150	150						1.8
CD010115.4011060	BT40–ER11–60	60	19	1–7	M6×1P	ER11	ER11A	1.2
CD010115.4011070	BT40–ER11–70	70						1.25
CD010115.4011100	BT40–ER11–100	100						1.3
CD010115.4016070	BT40–ER16–70	70	28	1–10	M11X1P	ER16	ER16A	1.36
CD010115.4016100	BT40–ER16–100	100						1.54
CD010115.4016125	BT40–ER16–125	125						1.6
CD010115.4016150	BT40–ER16–150	150						1.86
CD010115.4020070	BT40–ER20–70	70	34	1–13	M14X1P	ER20	ER20A	1.7
CD010115.4020100	BT40–ER20–100	100						1.8
CD010115.4020150	BT40–ER20–150	150						2.1
CD010115.4025070	BT40–ER25–70	70	42	1–16	M18X1.5P	ER25	ER25UM	1.9
CD010115.4025100	BT40–ER25–100	100						2.25
CD010115.4025150	BT40–ER25–150	150						2.75
CD010115.4032070	BT40–ER32–70	70	50	1–20	M22X1.5P	ER32	ER32UM	2.5
CD010115.4032100	BT40–ER32–100	100						2.8
CD010115.4032125	BT40–ER32–125	125						3.0
CD010115.4032150	BT40–ER32–150	150						3.05
CD010115.4032200	BT40–ER32–200	200						3.1
CD010115.4040070	BT40–ER40–70	70	63	3–26	M28X1.5P	ER40	ER40UM	2.3
CD010115.4040080	BT40–ER40–80	80						2.5
CD010115.4040100	BT40–ER40–100	100						3.1
CD010115.4040120	BT40–ER40–120	120						3.7
CD010115.4040150	BT40–ER40–150	150						4.1
CD010115.4050085	BT40–ER50–85	85	78	6–34	M28X1.5P	ER50	ER50UM	3.1
CD010115.4050100	BT40–ER50–100	100						3.2

注：客户在订购刀柄时需注明刀柄本体的冷却形式：A型、AD型、AD+B型。例如BT40（AD+B）–ER16–70。
Note: when ordering please indicate in the form of cooling the handle of the ontology:A、AD、AD+B。For example BT40（AD+B）–ER16–70。

CHONGDE PRECISION MACHINERY 崇德精密機械

高精度ER铣夹头系列 HIGH ACCURACY ER MILLING CHUCK SERIES

CD0101–16 BT50/ER 筒夹刀柄 COLLET CHUCK



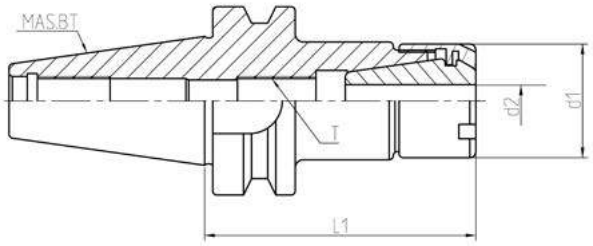

◆精做动平衡 Precision dynamic balancing
G2.5–20000rpm

订货号 Order No.	型号 Model No.	L	d1	d2	T	collet	Spanner	KGS
CD010116.5016070	BT50–ER16–70	70	28	1–10	M11X1P	ER16	ER16A	4.05
CD010116.5016100	BT50–ER16–100	100				ER16	ER16A	4.2
CD010116.5016135	BT50–ER16–135	135				ER16	ER16A	4.4
CD010116.5016150	BT50–ER16–150	150				ER16	ER16A	4.45
CD010116.5016165	BT50–ER16–165	165				ER16	ER16A	4.5
CD010116.5016200	BT50–ER16–200	200				ER16	ER16A	4.8
CD010116.5020070	BT50–ER20–70	70	34	1–13	M14X1P	ER20	ER20A	4.2
CD010116.5020100	BT50–ER20–100	90				ER20	ER20A	4.25
CD010116.5020135	BT50–ER20–135	135				ER20	ER20A	4.55
CD010116.5020150	BT50–ER20–150	150				ER20	ER20A	4.7
CD010116.5020165	BT50–ER20–165	165				ER20	ER20A	4.8
CD010116.5020200	BT50–ER20–200	200				ER20	ER20A	4.9
CD010116.5020250	BT50–ER20–250	250				ER20	ER20A	5.2
CD010116.5025070	BT50–ER25–70	70	42	1–16	M18X1.5P	ER25	ER25UM	4.2
CD010116.5025100	BT50–ER25–100	105				ER25	ER25UM	4.4
CD010116.5025135	BT50–ER25–135	135				ER25	ER25UM	4.7
CD010116.5025150	BT50–ER25–150	150				ER25	ER25UM	4.8
CD010116.5025165	BT50–ER25–165	165				ER25	ER25UM	5
CD010116.5025200	BT50–ER25–200	200				ER25	ER25UM	5.2
CD010116.5025250	BT50–ER25–250	250				ER25	ER25UM	5.5
CD010116.5025300	BT50–ER25–300	300				ER25	ER25UM	5.7
CD010116.5025350	BT50–ER25–350	350				ER25	ER25UM	5.9
CD010116.5025400	BT50–ER25–400	400				ER25	ER25UM	6.1
CD010116.5025450	BT50–ER25–450	450				ER25	ER25UM	6.3

注：客户在订购刀柄时需注明刀柄本体的冷却形式：A型、AD型、AD+B型。例如BT50（AD+B）–ER16–70。
Note:When ordering ,please specify the form :Form A & Form AD & Form AD+B .For example BT50(AD+B)–ER16–70.

高精度ER铣夹头系列 HIGH ACCURACY ER MILLING CHUCK SERIES

CD0101–17 BT50/ER筒夹刀柄 BT/ER COLLET CHUCK



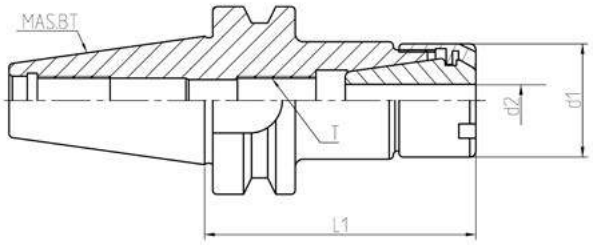

◆精做动平衡 Precision dynamic balancing
G2.5：20000rpm

订货号 Order No.	型号 Model No.	L	d1	d2	T	collet	Spanner	KGS
CD010117.5032070	BT50–ER32–70	70	50	1–20	M22X1.5P	ER32	ER32UM	4.6
CD010117.5032100	BT50–ER32–100	100				ER32	ER32UM	4.8
CD010117.5032135	BT50–ER32–135	135				ER32	ER32UM	5
CD010117.5032150	BT50–ER32–150	150				ER32	ER32UM	5.3
CD010117.5032165	BT50–ER32–165	165				ER32	ER32UM	5.4
CD010117.5032200	BT50–ER32–200	200				ER32	ER32UM	5.5
CD010117.5032250	BT50–ER32–250	250				ER32	ER32UM	5.8
CD010117.5032300	BT50–ER32–300	300				ER32	ER32UM	6.0
CD010117.5032350	BT50–ER32–350	350				ER32	ER32UM	6.2
CD010117.5032400	BT50–ER32–400	400				ER32	ER32UM	6.4
CD010117.5032450	BT50–ER32–450	450				ER32	ER32UM	6.6
CD010117.5040080	BT50–ER40–80	80	63	3–26	M28X1.5P	ER40	ER40UM	4.3
CD010117.5040100	BT50–ER40–100	100				ER40	ER40UM	4.4
CD010117.5040120	BT50–ER40–120	120				ER40	ER40UM	5.2
CD010117.5040135	BT50–ER40–135	135				ER40	ER40UM	5.5
CD010117.5040150	BT50–ER40–150	150				ER40	ER40UM	5.8
CD010117.5040200	BT50–ER40–200	200				ER40	ER40UM	6.7
CD010117.5040250	BT50–ER40–250	250				ER40	ER40UM	7.5
CD010117.5040300	BT50–ER40–300	300				ER40	ER40UM	8.4
CD010117.5040350	BT50–ER40–350	350				ER40	ER40UM	9.5
CD010117.5040400	BT50–ER40–400	400				ER40	ER40UM	10.5
CD010117.5040450	BT50–ER40–450	450				ER40	ER40UM	11.5
CD010117.5050090	BT50–ER50–90	90	78	6–34	M28X1.5P	ER50	ER50UM	4.6
CD010117.5050120	BT50–ER50–120	120				ER50	ER50UM	5.5
CD010117.5050165	BT50–ER50–165	165				ER50	ER50UM	6.1
CD010117.5050300	BT50–ER50–300	165				ER50	ER50UM	10
CD010117.5050350	BT50–ER50–350	165				ER50	ER50UM	11
CD010117.5050400	BT50–ER50–400	165				ER50	ER50UM	12

注：客户在订购刀柄时需注明刀柄本体的冷却形式：A型、AD型、AD+B型。例如BT50（AD+B）–ER16–70。
Note:When ordering ,please specify the form :Form A & Form AD & Form AD+B .For example BT50(AD+B)–ER16–70.

CHONGDE PRECISION MACHINERY 崇德精密機械

高精度ER铣夹头系列 HIGH ACCURACY ER MILLING CHUCK SERIES

CD0101–18 BT/ER M型筒夹刀柄 COLLET CHUCK M TYPE



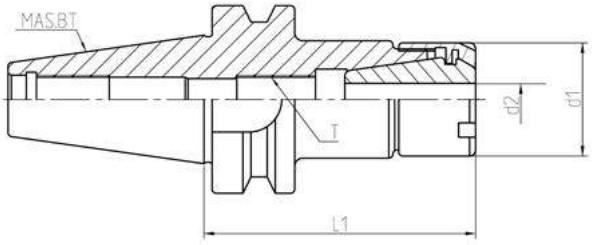

◆精做动平衡 Precision dynamic balancing
BT30/40:G2.5–25000rpm;BT50:G2.5–20000rpm

订货号 Order No.	型号 Model No.	L1	d1	d2	T	collet	Spanner	KGS
CD010118.3011070	BT30–ER11M–70	70	16	1–7	M6X1P	ER11	ER11M	0.50
CD010118.3011100	BT30–ER11M–100	100	16			ER11	ER11M	0.60
CD010118.3011120	BT30–ER11M–120	120	16			ER11	ER11M	0.70
CD010118.3016070	BT30–ER16M–70	70	22	1–10	M11X1P	ER16	ER16M	0.55
CD010118.3016100	BT30–ER16M–100	100	22			ER16	ER16M	0.65
CD010118.3016120	BT30–ER16M–120	120	22			ER16	ER16M	0.75
CD010118.3020100	BT30–ER20M–100	100	28	1–13	M14X1P	ER20	ER20M	0.70
CD010118.3020120	BT30–ER20M–120	120	28			ER20	ER20M	0.80
CD010118.3020150	BT30–ER20M–150	150	28			ER20	ER20M	1.00
CD010118.4011070	BT40–ER11M–70	70	16	1–7	M6X1P	ER11	ER11M	1.10
CD010118.4011100	BT40–ER11M–100	100	16			ER11	ER11M	1.20
CD010118.4011125	BT40–ER11M–125	125	16			ER11	ER11M	1.40
CD010118.4011150	BT40–ER11M–150	150	16			ER11	ER11M	1.50
CD010118.4016070	BT40–ER16M–70	70	22	1–10	M11X1P	ER16	ER16M	1.20
CD010118.4016100	BT40–ER16M–100	100	22			ER16	ER16M	1.30
CD010118.4016125	BT40–ER16M–125	125	22			ER16	ER16M	1.50
CD010118.4016150	BT40–ER16M–150	150	22			ER16	ER16M	1.60
CD010118.4020070	BT40–ER20M–70	70	28	1–13	M14X1P	ER20	ER20M	1.20
CD010118.4020100	BT40–ER20M–100	100	28			ER20	ER20M	1.55
CD010118.4020125	BT40–ER20M–125	125	28			ER20	ER20M	1.70
CD010118.4020150	BT40–ER20M–150	150	28			ER20	ER20M	1.80
CD010118.5011070	BT50–ER11M–70	70	16	1–7	M6X1P	ER11	ER11M	3.80
CD010118.5011090	BT50–ER11M–90	90	16			ER11	ER11M	3.90
CD010118.5011105	BT50–ER11M–105	105	16			ER11	ER11M	4.00
CD010118.5011135	BT50–ER11M–135	135	16			ER11	ER11M	4.10
CD010118.5011165	BT50–ER11M–165	165	16			ER11	ER11M	4.20
CD010118.5016070	BT50–ER16M–70	70	22	1–10	M11X1P	ER16	ER16M	3.90
CD010118.5016090	BT50–ER16M–90	90	22			ER16	ER16M	4.00
CD010118.5016105	BT50–ER16M–105	105	22			ER16	ER16M	4.10
CD010118.5016135	BT50–ER16M–135	135	22			ER16	ER16M	4.20
CD010118.5016165	BT50–ER16M–165	165	22			ER16	ER16M	4.30
CD010118.5020090	BT50–ER20M–90	90	28	1–13	M14X1P	ER20	ER20M	4.10
CD010118.5020105	BT50–ER20M–105	105	28			ER20	ER20M	4.20
CD010118.5020135	BT50–ER20M–135	135	28			ER20	ER20M	4.40
CD010118.5020165	BT50–ER20M–165	165	28			ER20	ER20M	4.60

注：客户在订购刀柄时需注明刀柄本体的冷却形式：A型、AD型、AD+B型。例如BT40（AD+B）–ER16M–70。
Note: When ordering ,please specify the form :Form A & Form AD & Form AD+B .For example BT40(AD+B)–ER16M–70.

高精度ER铣夹头系列 HIGH ACCURACY ER MILLING CHUCK SERIES

CD0101–19 CBBT–ER 筒夹刀柄 COLLET CHUCK



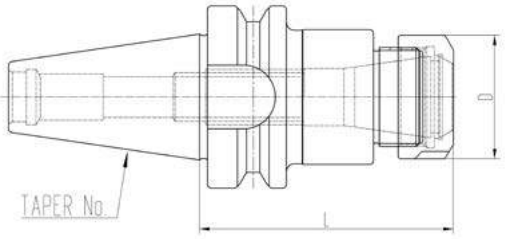

CBBT刀柄(BT双面定位) CBBT collet chuck(BT double lock)

◆精做动平衡 Precision dynamic balancing
CBBT30/40:G2.5–25000rpm;CBBT50:G2.5–20000rpm

订货号 Order No.	型号 Model No.	夹持范围 Range	D	L	collet	Spanner	KGS
CD010119.3011070	CBBT30–ER11–70	1–7	19	70	ER11	ER11A	0.5
CD010119.3011100	CBBT30–ER11–100	1–7	19	100	ER11	ER11A	0.5
CD010119.3016070	CBBT30–ER16–70	1–10	28	70	ER16	ER16A	1.0
CD010119.3016100	CBBT30–ER16–100	1–10	28	100	ER16	ER16A	1.1
CD010119.3020070	CBBT30–ER20–70	1–13	34	70	ER20	ER20A	1.2
CD010119.3020100	CBBT30–ER20–100	1–13	34	100	ER20	ER20A	1.3
CD010119.3025070	CBBT30–ER25–70	1–16	42	70	ER25	ER25UM	1.2
CD010119.3025100	CBBT30–ER25–100	1–16	42	100	ER25	ER25UM	1.3
CD010119.3032070	CBBT30–ER32–70	1–20	50	70	ER32	ER32UM	1.4
CD010119.3032100	CBBT30–ER32–100	1–20	50	100	ER32	ER32UM	1.9
CD010119.4011070	CBBT40–ER11–70	1–7	19	70	ER11	ER11A	1.0
CD010119.4011100	CBBT40–ER11–100	1–7	19	100	ER11	ER11A	1.1
CD010119.4016070	CBBT40–ER16–70	1–10	28	70	ER16	ER16A	1.1
CD010119.4016100	CBBT40–ER16–100	1–10	28	100	ER16	ER16A	1.2
CD010119.4016120	CBBT40–ER16–120	1–10	28	120	ER16	ER16A	1.4
CD010119.4020070	CBBT40–ER20–70	1–13	34	70	ER20	ER20A	1.4
CD010119.4020100	CBBT40–ER20–100	1–13	34	100	ER20	ER20A	1.8
CD010119.4020135	CBBT40–ER20–135	1–13	34	135	ER20	ER20A	2.2
CD010119.4025070	CBBT40–ER25–70	1–16	42	70	ER25	ER25UM	1.4
CD010119.4025100	CBBT40–ER25–100	1–16	42	100	ER25	ER25UM	1.8
CD010119.4025135	CBBT40–ER25–135	1–16	42	135	ER25	ER25UM	2.2
CD010119.4025150	CBBT40–ER25–150	1–16	42	150	ER25	ER25UM	2.4
CD010119.4032070	CBBT40–ER32–70	1–20	50	70	ER32	ER32UM	1.8
CD010119.4032100	CBBT40–ER32–100	1–20	50	100	ER32	ER32UM	2.2
CD010119.4032120	CBBT40–ER32–120	1–20	50	120	ER32	ER32UM	2.4
CD010119.4032150	CBBT40–ER32–150	1–20	50	150	ER32	ER32UM	2.6
CD010119.4040080	CBBT40–ER40–80	3–26	63	80	ER40	ER40UM	1.5
CD010119.5016100	CBBT50–ER16–100	1–10	28	100	ER16	ER16A	4.2
CD010119.5016120	CBBT50–ER16–120	1–10	28	120	ER16	ER16A	4.4
CD010119.5016165	CBBT50–ER16–165	1–10	28	165	ER16	ER16A	4.6
CD010119.5020100	CBBT50–ER20–100	1–13	34	100	ER20	ER20A	4.6
CD010119.5020135	CBBT50–ER20–135	1–13	34	135	ER20	ER20A	4.8
CD010119.5020165	CBBT50–ER20–165	1–13	34	165	ER20	ER20A	5.0
CD010119.5025100	CBBT50–ER25–100	1–16	42	100	ER25	ER25UM	4.7
CD010119.5025135	CBBT50–ER25–135	1–16	42	135	ER25	ER25UM	4.8
CD010119.5025165	CBBT50–ER25–165	1–16	42	165	ER25	ER25UM	5.0
CD010119.5032100	CBBT50–ER32–100	1–20	50	100	ER32	ER32UM	5.2
CD010119.5032135	CBBT50–ER32–135	1–20	50	135	ER32	ER32UM	5.7
CD010119.5032165	CBBT50–ER32–165	1–20	50	165	ER32	ER32UM	5.8
CD010119.5040100	CBBT50–ER40–100	3–26	63	100	ER40	ER40UM	5.6
CD010119.5040150	CBBT50–ER40–150	3–26	63	150	ER40	ER40UM	6.1
CD010119.5050100	CBBT50–ER50–100	6–34	78	100	ER50	ER50UM	5.8
CD010119.5050150	CBBT50–ER50–150	6 –34	78	150	ER50	ER50UM	6.3

高精度ER铣夹头系列 HIGH ACCURACY ER MILLING CHUCK SERIES

CD0101–21 SK(DIN 69871、JT、DAT或DV) ER 筒夹刀柄 ER COLLET CHUCK



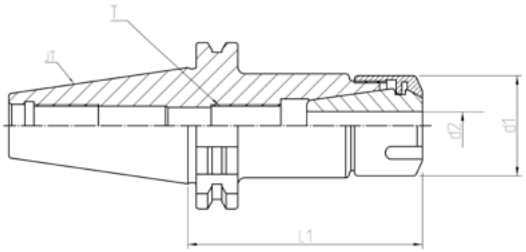

国际: International ISO 7388/1–A JT
中国：China GB 10944
德国：Germany DIN69871 SK

◆精做动平衡 Precision dynamic balancing
SK30/40:G2.5–20000rpm;SK50:G2.5–15000rpm

订货号 Order No.	型号 Model No.	L1	d1	d2	T	Collets	Spanner	KGS
CD010121.3011100	SK30–ER11–100	100	19	1–7	M6×1P	ER11	ER11A	0.6
CD010121.3016100	SK30–ER16–100	100	28	1–10	M11X1P	ER16	ER16A	0.7
CD010121.3020100	SK30–ER20–100	100	34	1–13	M14X1P	ER20	ER20A	0.75
CD010121.3025100	SK30–ER25–100	100	42	1–16	M18X1.5P	ER25	ER25UM	0.8
CD010121.3032100	SK30–ER32–100	100	50	1–20	M22X1.5P	ER32	ER32UM	0.9
CD010121.4011100	SK40–ER11–100	100	19	1–7	M6×1P	ER11	ER11A	1.05
CD010121.4011125	SK40–ER11–125	125				ER11	ER11A	1.15
CD010121.4016070	SK40–ER16–70	70	28	1–10	M11X1P	ER16	ER16A	1.3
CD010121.4016100	SK40–ER16–100	100				ER16	ER16A	1.4
CD010121.4016125	SK40–ER16–125	125				ER16	ER16A	1.6
CD010121.4016150	SK40–ER16–150	150				ER16	ER16A	1.65
CD010121.4020070	SK40–ER20–70	70	34	1–13	M14X1P	ER20	ER20A	1.4
CD010121.4020100	SK40–ER20–100	100				ER20	ER20A	1.5
CD010121.4020125	SK40–ER20–125	125				ER20	ER20A	1.95
CD010121.4020150	SK40–ER20–150	150				ER20	ER20A	2.2
CD010121.4025070	SK40–ER25–70	70	42	1–16	M18X1.5P	ER25	ER25UM	1.6
CD010121.4025100	SK40–ER25–100	100				ER25	ER25UM	1.85
CD010121.4025150	SK40–ER25–150	150				ER25	ER25UM	2.25
CD010121.4032070	SK40–ER32–70	70	50	1–20	M22X1.5P	ER32	ER32UM	1.6
CD010121.4032100	SK40–ER32–100	100				ER32	ER32UM	2
CD010121.4032125	SK40–ER32–125	125				ER32	ER32UM	2.15
CD010121.4032150	SK40–ER32–150	150				ER32	ER32UM	2.65
CD010121.4040070	SK40–ER40–70	70	63	3–26	M28X1.5P	ER40	ER40UM	1.5
CD010121.4040100	SK40–ER40–100	100				ER40	ER40UM	2
CD010121.4040125	SK40–ER40–125	125				ER40	ER40UM	3.3
CD010121.4050100	SK40–ER50–100	100	78	6–34		ER50	ER50UM	1.7
CD010121.5016100	SK50–ER16–100	100	28	1–10	M11X1P	ER16	ER16A	3.2
CD010121.5016125	SK50–ER16–125	125				ER16	ER16A	4.3
CD010121.5016150	SK50–ER16–150	150				ER16	ER16A	4.5
CD010121.5020100	SK50–ER20–100	100	34	1–13	M14X1P	ER20	ER20A	3.4
CD010121.5020125	SK50–ER20–125	125				ER20	ER20A	3.6
CD010121.5020150	SK50–ER20–150	150				ER20	ER20A	3.8
CD010121.5025070	SK50–ER25–70	70	42	1–16	M18X1.5P	ER25	ER25UM	3.4
CD010121.5025100	SK50–ER25–100	100				ER25	ER25UM	4.15
CD010121.5025150	SK50–ER25–150	150				ER25	ER25UM	4.5
CD010121.5032070	SK50–ER32–70	70	50	1–20	M22X1.5P	ER32	ER32UM	3.6
CD010121.5032100	SK50–ER32–100	100				ER32	ER32UM	4.6
CD010121.5032150	SK50–ER32–150	150				ER32	ER32UM	4.75
CD010121.5040080	SK50–ER40–80	80	63	3–26	M28X1.5P	ER40	ER40UM	3.65
CD010121.5040120	SK50–ER40–120	120				ER40	ER40UM	4.8
CD010121.5040150	SK50–ER40–150	150				ER40	ER40UM	5.2
CD010121.5050080	SK50–ER50–80	80	78	6–34	M28X1.5P	ER50	ER50UM	4.85
CD010121.5050120	SK50–ER50–120	120				ER50	ER50UM	5.45
CD010121.5050150	SK50–ER50–150	150				ER50	ER50UM	5.55

注：客户在订购刀柄时需注明刀柄本体的冷却形式：A型、AD型、AD+B型。例如SK40（AD+B）–ER16–70。
Note: When ordering ,please specify the form :Form A & Form AD & Form AD+B .For example SK40(AD+B)–ER16–70.

高精度ER铣夹头系列 HIGH ACCURACY ER MILLING CHUCK SERIES

CD0101-22 SK(DIN 69871、JT、DAT或DV) ER M型筒夹刀柄 ER COLLET CHUCK M TYPE



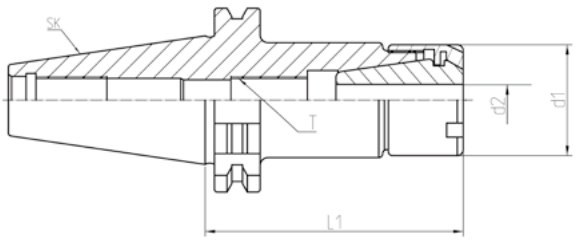

◆精做动平衡 Precision dynamic balancing
SK30/40:G2.5–20000rpm;SK50:G2.5–15000rpm

订货号 Order No.	型号 Model No.	L1	d1	d2	T	Collets	Spanner	KGS
CD010122.3011070	SK30–ER11M–70	70	16	1–7	M6×1P	ER11	ER11M	0.5
CD010122.3011100	SK30–ER11M–100	100	16	1–7		ER11	ER11M	0.6
CD010122.3011120	SK30–ER11M–120	120	16	1–7		ER11	ER11M	0.7
CD010122.3016070	SK30–ER16M–70	70	22	1–10	M11X1P	ER16	ER16M	0.55
CD010122.3016100	SK30–ER16M–100	100	22	1–10		ER16	ER16M	0.65
CD010122.3016120	SK30–ER16M–120	120	22	1–10		ER16	ER16M	0.75
CD010122.3020100	SK30–ER20M–100	100	28	1–13		ER20	ER20M	0.7
CD010122.3020120	SK30–ER20M–120	120	28	1–13		ER20	ER20M	0.8
CD010122.3020150	SK30–ER20M–150	150	28	1–13		ER20	ER20M	1
CD010122.4011070	SK40–ER11M–70	70	16	1–7	M6×1P	ER11	ER11M	1.1
CD010122.4011100	SK40–ER11M–100	100	16	1–7		ER11	ER11M	1.2
CD010122.4011125	SK40–ER11M–125	125	16	1–7		ER11	ER11M	1.1
CD010122.4011150	SK40–ER11M–150	150	16	1–7		ER11	ER11M	1.5
CD010122.4016070	SK40–ER16M–70	70	22	1–10	M11X1P	ER16	ER16M	1.2
CD010122.4016100	SK40–ER16M–100	100	22	1–10		ER16	ER16M	1.3
CD010122.4016125	SK40–ER16M–125	125	22	1–10		ER16	ER16M	1.5
CD010122.4016150	SK40–ER16M–150	150	22	1–10		ER16	ER16M	1.6
CD010122.4020070	SK40–ER20M–70	70	28	1–13	M14X1P	ER20	ER20M	1.2
CD010122.4020100	SK40–ER20M–100	100	28	1–13		ER20	ER20M	1.55
CD010122.4020125	SK40–ER20M–125	125	28	1–13		ER20	ER20M	1.7
CD010122.4020150	SK40–ER20M–150	150	28	1–13		ER20	ER20M	1.8
CD010122.5011070	SK50–ER11M–70	70	16	1–7	M6×1P	ER11	ER11M	3.8
CD010122.5011090	SK50–ER11M–90	90	16	1–7		ER11	ER11M	3.9
CD010122.5011105	SK50–ER11M–105	105	16	1–7		ER11	ER11M	4
CD010122.5011135	SK50–ER11M–135	135	16	1–7		ER11	ER11M	4.1
CD010122.5011165	SK50–ER11M–165	165	16	1–7		ER11	ER11M	4.2
CD010122.5016070	SK50–ER16M–70	70	22	1–10	M11X1P	ER16	ER16M	3.9
CD010122.5016090	SK50–ER16M–90	90	22	1–10		ER16	ER16M	4
CD010122.5016105	SK50–ER16M–105	105	22	1–10		ER16	ER16M	4.1
CD010122.5016135	SK50–ER16M–135	135	22	1–10		ER16	ER16M	4.2
CD010122.5016165	SK50–ER16M–165	165	22	1–10		ER16	ER16M	4.3
CD010122.5020090	SK50–ER20M–90	90	28	1–13	M14X1P	ER20	ER20M	4.1
CD010122.5020105	SK50–ER20M–105	105	28	1–13		ER20	ER20M	4.2
CD010122.5020135	SK50–ER20M–135	135	28	1–13		ER20	ER20M	4.4
CD010122.5020165	SK50–ER20M–165	165	28	1–13		ER20	ER20M	4.6

注：客户在订购刀柄时需注明刀柄本体的冷却形式：A型、AD型、AD+B型。例如SK40（AD+B）–ER16M–70。
Note: When ordering ,please specify the form :Form A & Form AD & Form AD+B .For example SK40(AD+B)–GER16M–70.

CHONGDE PRECISION MACHINERY 崇德精密機械

高精度ER铣夹头系列 HIGH ACCURACY ER MILLING CHUCK SERIES

CD0101-23 CAT(ANSI B5.50、CT) ER筒夹刀柄
CAT(ANSI B5.50、CT) ER COLLET CHUCK



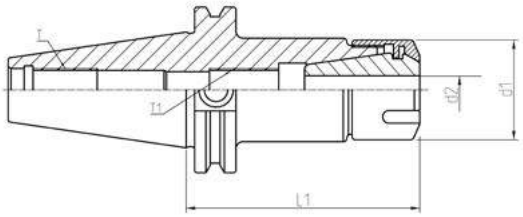

◆精做动平衡 Precision dynamic balancing
CAT40：G2.5-25000rpm;CAT50：G2.5-20000rpm

订货号 Order No.	型号 Model No.	L1	d1	d2	T	T1	Collets	Spanner	KGS
CD010123.4016070	CAT40-ER16-2.76"	2.76"	1.067"	1/32"-3/8"	5/8"-11UNC	M11X1P	ER16	ER16A	1.05
CD010123.4016101	CAT40-ER16-4"	4"					ER16	ER16A	1.35
CD010123.4016152	CAT40-ER16-6"	6"					ER16	ER16A	1.65
CD010123.4016203	CAT40-ER16-8"	8"					ER16	ER16A	1.85
CD010123.4020070	CAT40-ER20-2.76"	2.76"	1.299"	1/32"-1/2"		M14X1P	ER20	ER20A	1.25
CD010123.4020101	CAT40-ER20-4"	4"					ER20	ER20A	1.65
CD010123.4025070	CAT40-ER25-2.76"	2.76"	1.575"	1/16"-5/8"		M18X1P	ER25	ER25UM	1.35
CD010123.4025101	CAT40-ER25-4"	4"					ER25	ER25UM	1.70
CD010123.4025152	CAT40-ER25-6"	6"					ER25	ER25UM	2.25
CD010123.4025203	CAT40-ER25-8"	8"					ER25	ER25UM	2.55
CD010123.4032070	CAT40-ER32-2.76"	2.76"	1.969"	1/16"-3/4"		M22X1.5P	ER32	ER32UM	1.25
CD010123.4032101	CAT40-ER32-4"	4"					ER32	ER32UM	1.75
CD010123.4032152	CAT40-ER32-6"	6"					ER32	ER32UM	2.15
CD010123.4032203	CAT40-ER32-8"	8"					ER32	ER32UM	2.65
CD010123.4040080	CAT40-ER40-3.15"	3.15"	2.48"	1/8"-1"		M28X1.5P	ER40	ER40UM	1.80
CD010123.4040101	CAT40-ER40-4"	4"					ER40	ER40UM	2.05
CD010123.4040152	CAT40-ER40-6"	6"					ER40	ER40UM	3.30
CD010123.4050101	CAT40-ER50-4"	4"	3.27"	1/4"—1-5/16"		M28 × 1.5P	ER50	ER50UM	2.65
CD010123.5016101	CAT50-ER16-4"	4"	1.067"	1/32"-3/8"	1"-8UNC	M11X1P	ER16	ER16A	4.10
CD010123.5016152	CAT50-ER16-6"	6"					ER16	ER16A	4.28
CD010123.5016203	CAT50-ER16-8"	8"					ER16	ER16A	4.40
CD010123.5020101	CAT50-ER20-4"	4"	1.299"	1/32"-1/2"		M14X1P	ER20	ER20A	4.20
CD010123.5020152	CAT50-ER20-6"	6"					ER20	ER20A	4.45
CD010123.5020203	CAT50-ER20-8"	8"					ER20	ER20A	4.60
CD010123.5025101	CAT50-ER25-4"	4"	1.575"	1/16"-5/8"		M18X1P	ER25	ER25UM	4.15
CD010123.5025152	CAT50-ER25-6"	6"					ER25	ER25UM	4.50
CD010123.5025203	CAT50-ER25-8"	8"					ER25	ER25UM	4.70
CD010123.5032101	CAT50-ER32-4"	4"	1.969"	1/16"-3/4"		M22X1.5P	ER32	ER32UM	4.35
CD010123.5032152	CAT50-ER32-6"	6"					ER32	ER32UM	4.60
CD010123.5032203	CAT50-ER32-8"	8"					ER32	ER32UM	4.90
CD010123.5040101	CAT50-ER40-4"	4"	2.48"	1/8"-1"		M28X1.5P	ER40	ER40UM	4.25
CD010123.5040152	CAT50-ER40-6"	6"					ER40	ER40UM	4.80
CD010123.5040203	CAT50-ER40-8"	8"					ER40	ER40UM	5.10o
CD010123.5050101	CAT50-ER50-4"	4"	3.07"	1/4"—1-5/16"		M28X1.5P	ER50	ER50UM	4.85
CD010123.5050152	CAT50-ER50-6"	6"					ER50	ER50UM	5.55
CD010123.5050203	CAT50-ER50-8"	8"					ER50	ER50UM	5.70

注：客户在订购CAT锥柄时，后拉螺纹可另行选购。如公制或其它形式螺纹。
Note: When customers order CAT taper shank, can choose metric or other form of threads.

高精度ER铣夹头系列 HIGH ACCURACY ER MILLING CHUCK SERIES

CD0101–24 CAT ER M型筒夹刀柄 CAT ER COLLET CHUCK M TYPE



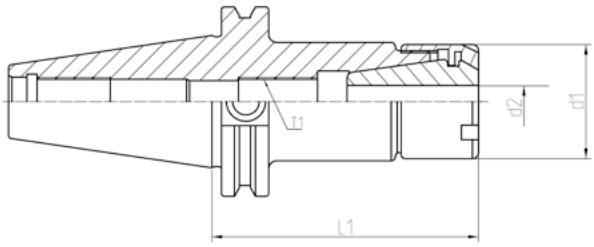

◆精做动平衡 Precision dynamic balancing
CAT40：G2.5–25000rpm;CAT50：G2.5–20000rpm

订货号 Order No.	型号 Model No.	L1	d1	d2	T1	Collets	Spanner	KGS
CD010124.4011070	CAT40–ER11M–2.75 "	2.75 "	0.63 "	1/32–1/4 "	M6X1P	ER11	ER11M	1.1
CD010124.4011101	CAT40–ER11M–4 "	4 "				ER11	ER11M	1.2
CD010124.4016070	CAT40–ER16M–2.76 "	2.76 "	0.87 "	1/32–3/8 "	M11X1P	ER16	ER16M	1.2
CD010124.4016101	CAT40–ER16M–4 "	4 "				ER16	ER16M	1.3
CD010124.4016152	CAT40–ER16M–6”	6 "				ER16	ER16M	1.4
CD010124.4016203	CAT40–ER16M–8”	8 "				ER16	ER16M	1.5
CD010124.4016070	CAT40–ER20M–2.76 "	2.76 "	1.102 "	1/32–1/2 "	M14X1P	ER20	ER20M	1.2
CD010124.4020101	CAT40–ER20M–4 "	4 "				ER20	ER20M	1.56
CD010124.4020152	CAT40–ER20M–6 "	6 "				ER20	ER20M	1.6
CD010124.4020203	CAT40–ER20M–8 "	8 "				ER20	ER20M	1.7
CD010124.5016101	CAT50–ER16M–4 "	4 "	0.87 "	1/32–3/8 "	M11X1P	ER16	ER16M	3.9
CD010124.5016152	CAT50–ER16M–6 "	6 "				ER16	ER16M	4.0
CD010124.5016203	CAT50–ER16M–8 "	8 "				ER16	ER16M	4.3
CD010124.5020101	CAT50–ER20M–4 "	4 "	1.102 "	1/32–1/2 "	M14X1P	ER20	ER20M	4.2
CD010124.5020152	CAT50–ER20M–6 "	6 "				ER20	ER20M	5.2
CD010124.5020203	CAT50–ER20M–8 "	8 "				ER20	ER20M	5.6

CD0101–25 NMTB ER筒夹刀柄 NMTB ER COLLET CHUCK



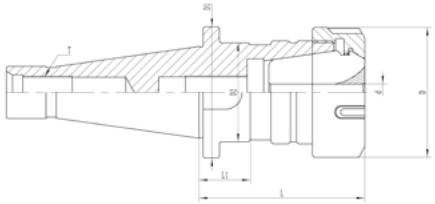

订货号 Order No.	型号 Model No.	L	L1	D	D1	D2	d	T
CD010125.3016070	NMTB30–ER16–70	70	22.67	28	46.4	35.05	1–10	1/2"–13UNC
CD010125.3032060	NMTB30–ER32–60	60		50			1–20	
CD010125.3032070	NMTB30–ER32–70	70		50			1–20	
CD010125.3040070	NMTB30–ER40–70	70		63			3–26	
CD010125.4016045	NMTB40–ER16–45	45	24.88	28	63.5	48	1–10	5/8"–11UNC
CD010125.4016070	NMTB40–ER16–70	70	24.88	28			1–10	
CD010125.4020070	NMTB40–ER20–70	70		34			1–13	
CD010125.4032060	NMTB40–ER32–60	60		50			1–20	
CD010125.4032070	NMTB40–ER32–70	70		50			1–20	
CD010125.4040070	NMTB40–ER40–70	70		63			3–26	

注：适用于自动换刀设备。For the market for automatic tool change device.

高精度ER铣夹头系列 HIGH ACCURACY ER MILLING CHUCK SERIES

CD0101–26 NT/ ST(DIN2080) ER筒夹刀柄 NT/ ST(DIN2080) ER COLLET CHUCK



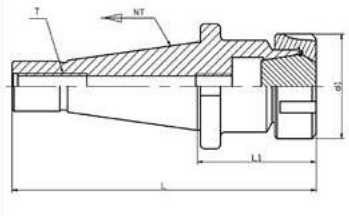

订货号 Order No.	型号 Model No.	L	L1	d1	T	Collets	Spanner	KGS
CD010126.3016045	NT30–ER16–45	113.4	45	28	M12 × 1.75P/1/2"–13UNC	ER16	ER16A	0.5
CD010126.3020045	NT30–ER20–45	113.4	45	34		ER20	ER20A	0.6
CD010126.3025055	NT30–ER25–55	123.4	55	42		ER25	ER25UM	0.65
CD010126.3032060	NT30–ER32–60	128.4	60	50		ER32	ER32UM	0.8
CD010126.3040070	NT30–ER40–70	138.4	70	63		ER40	ER40UM	0.9
CD010126.4016045	NT40–ER16–45	138.4	45	28	M16 × 2P/5/8"–11UNC	ER16	ER16A	0.95
CD010126.4020045	NT40–ER20–45	138.4	45	34		ER20	ER20A	1.2
CD010126.4025055	NT40–ER25–55	148.4	55	42		ER25	ER25UM	1.25
CD010126.4032060	NT40–ER32–60	153.4	60	50		ER32	ER32UM	1.3
CD010126.4040070	NT40–ER40–70	163.4	70	63		ER40	ER40UM	1.35
CD010126.4050080	NT40–ER50–80	173.4	80	78		ER50	ER50UM	2
CD010126.4511100	NT45–ER11–100	206.8	100	19	M20X2.5P/3/4"–10UNC	ER11	ER11A	2.1
CD010126.4516100	NT45–ER16–100	206.8	100	28		ER16	ER16A	2.25
CD010126.4520100	NT45–ER20–100	206.8	100	34		ER20	ER20A	2.3
CD010126.4525100	NT45–ER25–100	206.8	100	42		ER25	ER25UM	2.4
CD010126.4532100	NT45–ER32–100	206.8	100	50		ER32	ER32UM	2.45
CD010126.4540100	NT45–ER40–100	206.8	100	63		ER40	ER40UM	2.6
CD010126.5032075	NT50–ER32–75	201.8	75	50	M24 × 3P/1"–8UNC	ER32	ER32UM	3.2
CD010126.5040080	NT50–ER40–80	206.8	80	63		ER40	ER40UM	3.4
CD010126.5050080	NT50–ER50–80	206.8	80	78		ER50	ER50UM	3.2

注：订购NT–ER刀柄时请注明后拉螺纹形式（T）。

Note: When ordering ,please specify the screw thread with inch size or metric size.

CD0101–27 ISO ER筒夹刀柄 ISO ER COLLET CHUCK

订货号 Order No.	型号 Model No.	D	夹特范围d Range	D1(NUT) M Type	L1	L2	T	collet
CD010127.2016035	ISO20–ER16M–35	33	1–10	22	35	8	M8	ER16
CD010127.2020035	ISO20–ER20M–35	33	1–13	28				ER20
CD010127.2516035	ISO25–ER16M–35	37	1–10	22				ER16
CD010127.2520035	ISO25–ER20M–35	37	1–13	28				ER20
CD010127.2525045	ISO25–ER25M–45	37	1–16	35				ER25
CD010127.3016060	ISO30–ER16M–60	50	1–10	22	60	15.9	M12	ER16
CD010127.3020060	ISO30–ER20M–60	50	1–13	28				ER20
CD010127.3025060	ISO30–ER25–60	50	1–16	42(ER25UM)				ER25
CD010127.3032060	ISO30–ER32–60	50	1–20	50(ER32UM)				ER32
CD010127.3040060	ISO30–ER40–60	50	3–26	63(ER40UM)				ER40



CD0101–28 R8 ER筒夹刀柄 R8 ER COLLET CHUCK

订货号 Order No.	型号 Model No.	L	L1	d1	T	KGS
CD010128.0816038	R8–ER16–38	140	38	28	7/16"–20UNF /M12X1.75P	0.65
CD010128.0820038	R8–ER20–38	140	38	34		0.7
CD010128.0825040	R8–ER25–40	142	40	42		0.8
CD010128.0832040	R8–ER32–40	142	40	50		0.9
CD010128.0832070	R8–ER32–70	172	70	50		1.1
CD010128.0840070	R8–ER40–70	172	70	63		1.15

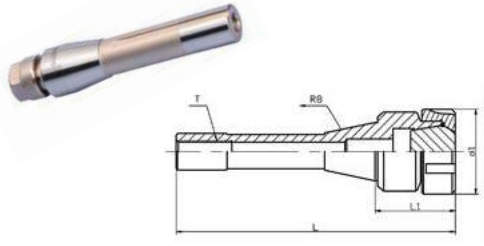

注：订购 R8–ER筒夹刀柄时，请注明R8柄体后拉螺纹形式。

Note:When ordering,specify the mode of screw thread,metric or inch.

高精度ER铣夹头系列 HIGH ACCURACY ER MILLING CHUCK SERIES

CD0101–29 MTA ER扁尾式莫氏刀柄 ER COLLET CHUCK(TYPE A)

MORSE TAPER SHANK(TYPE A)

订货号 Order No.	型号 Model No.	夹持范围 Range	D	L	M	筒夹 Collet
CD010129.0116040	MTA1–ER16–40	1~10	28	40	M10×1.5P	ER16
CD010129.0220050	MTA2–ER20–50	1~13	34	50		ER20
CD010129.0225055	MTA2–ER25–55	1~16	42	55		ER25
CD010129.0232065	MTA2–ER32–65	1~20	50	65		ER32
CD010129.0240070	MTA2–ER40–70	3~26	63	70		ER40
CD010129.0325055	MTA3–ER25–55	1~16	42	55	M12×1.5P	ER25
CD010129.0332060	MTA3–ER32–60	1~20	50	60		ER32
CD010129.0332070	MTA3–ER32–70	1~20	50	70		ER32
CD010129.0340070	MTA3–ER40–70	3~26	63	70		ER40
CD010129.0420040	MTA4–ER20–40	1~13	34	40	M12×1.5P	ER20
CD010129.0425040	MTA4–ER25–40	1~16	42	40	M16×2.0P	ER25
CD010129.0432060	MTA4–ER32–60	1~20	50	60		ER32
CD010129.0432070	MTA4–ER32–70	1~20	50	70		ER32
CD010129.0440070	MTA4–ER40–70	3~26	63	70		ER40
CD010129.0540055	MTA5–ER40–55	3~26	63	55		ER40
CD010129.0540070	MTA5–ER40–70	3~26	63	70		ER40
CD010129.0550075	MTA5–ER50–75	6~34	78	75	M20×2.5P	ER50



CD0101–30 莫氏锥柄带油孔刀柄 MORSE SHANK WITH OIL HOLE

订货号 Order No.	型号 Model No.	MT.NO	d	D1	D2	D3	L	Oil hole	筒夹 Collet
CD010130.0216045	MTA2–ER16UM–45	2	1–10	32	31.5	17.78	45	有Y	ER16
CD010130.0216105	MTA2–ER16UM–105						105	无N	
CD010130.0320045	MTA3–ER20UM–45	3	1–13	35	34.5	23.825	45	有Y	ER20
CD010130.0320120	MTA3–ER20UM–120						120	无N	
CD010130.0420045	MTA4–ER20UM–45	4				31.267	45	有Y	
CD010130.0420150	MTA4–ER20UM–150						150	无N	
CD010130.0425045	MTA4–ER25UM–45		1–16	42	41.5		45	有Y	ER25
CD010130.0425060	MTA4–ER25UM–150						150	无N	

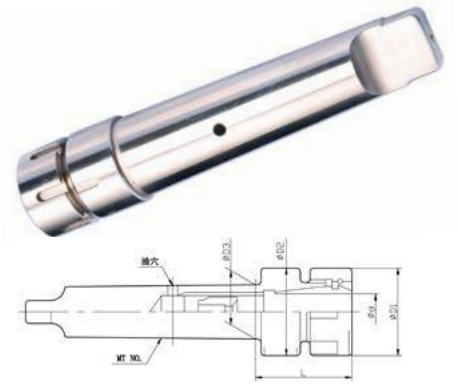

CD0101–31 MTB ER 后拉式莫氏刀柄 ER COLLET CHUCK(TYPE B)

订货号 Order No.	型号 Model No.	L1	D	t1	T	筒夹 Collet
CD010131.0216040	MT2–ER16–40	40	28	M10×1.5P	M10×1.5P, 3/8"–16UNC	ER16
CD010131.0220050	MT2–ER20–50	50	34			ER20
CD010131.0225055	MT2–ER25–55	55	42			ER25
CD010131.0225100	MT2–ER25–100	100	42			ER25
CD010131.0232065	MT2–ER32–65	65	50			ER32
CD010131.0240070	MT2–ER40–70	70	63			ER40
CD010131.0220070	MT3–ER20–70	70	34	M12×1.75P	M12×1.75P, 1/2"–13UNC	ER20
CD010131.0325055	MT3–ER25–55	55	42			ER25
CD010131.0332075	MT3–ER32–75	75	50			ER32
CD010131.0340075	MT3–ER40–75	75	63			ER40
CD010131.0432075	MT4–ER32–75	75	50	M16×2.0P	M16×2.0P, 5/8"–11UNC	ER32
CD010131.0440075	MT4–ER40–75	75	63			ER40
CD010131.0232075	MT5–ER32–75	75	50		M20×2.5P, 3/4"–10UNC	ER32
CD010131.0540070	MT5–ER40–70	70	63			ER40



注：订购ER后拉莫氏刀柄时请注明后拉螺纹形式（T）。 Note: When ordering ,please specify the screw thread with inch size or metric size.

高精度ER夹头筒夹延长杆

High Accuracy , ER Straight Shank Collet Chuck

◎材质20CrMnTi/JIS–SCM415,表面硬度58±2HRC。
◎ER直柄延长杆，柄体较长，适用于深孔加工。
◎延长杆外径与其他部位都经过研磨，消除不平衡余量，利于切削的稳定性；
◎可减少对加长刀具的选用，可降低成本，提高效率；
◎柄体内锥跳动精度：
≤0.003mm 预设动平衡
G6.3–12000rpm/18000rpm。

◎Material:20CrMnTi/JIS–SCM415,Surface hardness:58±2HRC.
◎Shank is longer,suitable for deep hole processing.
◎Outer diameter and other parts after grinding, eliminate the unbalanced allowance, conducive to the stability of the cutting
◎Can reduce to the selection of lengthen cutting tool, reduce cost and improve efficiency
◎Run out≤0.003mm balance G6.3 12000rpm/18000rpm.



高精度ER铣夹头系列 HIGH ACCURACY ER MILLING CHUCK SERIES

CD0101–32 直柄ER夹头柄 ER STRAIGHT SHANK COLLET CHUCK

◎ 柄体内锥跳动精度：≤0.003mm
◎ 预设动平衡 G6.3 –12000rpm/18000rpm。
◎ ER直柄延长杆，柄体较长，适合于深孔加工。

◎ Run out :≤0.003mm
◎ Balancing G6.3 12000rpm
G6.3 18000rpm
◎ ER Straight Shank is longer ,suitable for deep hole processing



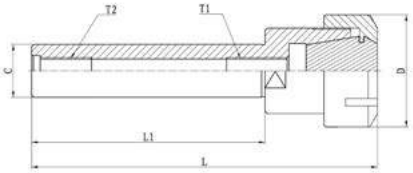

订货号 Order No.	型号 Model No.	L	D	C	T1	T2	Collets	Spanner
CD010132.0811050	C8–ER8A–50	71.5	13.5	8	M5X1P	M4X0.7P	ER8	ER8A
CD010132.0811100	C8–ER11A–100	128.3	19	8	M6X1P	M4X0.7P	ER11	ER11A
CD010132.1008100	C10–ER8A–100	121.5	13.5	10	M5X1P	M5X1P	ER8	ER8A
CD010132.1008150	C10–ER8A–150	171.5	13.5	10	M5X1P	M5X1P	ER8	ER8A
CD010132.1008180	C10–ER8A–180	201.5	13.5	10	M5X1P	M5X1P	ER8	ER8A
CD010132.1208055	C12–ER8A–55	76.5	13.5	12	M5X1P	M5X1P	ER8	ER8A
CD010132.1208100	C12–ER8A–100	121.5	13.5	12	M5X1P	M5X1P	ER8	ER8A
CD010132.1208150	C12–ER8A–150	171.5	13.5	12	M5X1P	M6X1P	ER8	ER8A
CD010132.1611050	C16–ER11A–50	74.3	19	16	M6X1P	M10X1.5P	ER11	ER11A
CD010132.1611100	C16–ER11A–100	124.3	19	16	M6X1P	M10X1.5P	ER11	ER11A
CD010132.1611120	C16–ER11A–120	144.3	19	16	M6X1P	M10X1.5P	ER11	ER11A
CD010132.1611150	C16–ER11A–150	174.3	28	16	M6X1P	M10X1.5P	ER11	ER11A
CD010132.1616050	C16–ER16A–50	90.3	28	16	M6X1P	M10X1.5P	ER16	ER16A
CD010132.1616100	C16–ER16A–100	140.3	28	16	M6X1P	M10X1.5P	ER16	ER16A
CD010132.1616120	C16–ER16A–120	160.3	28	16	M6X1P	M10X1.5P	ER16	ER16A
CD010132.1616150	C16–ER16A–150	190.3	28	16	M6X1P	M10X1.5P	ER16	ER16A
CD010132.1616200	C16–ER16A–200	210.3	28	16	M6X1P	M10X1.5P	ER16	ER16A
CD010132.1620100	C16–ER20A–100	150.2	34	16	M10X1.5P	M10X1.5P	ER20	ER20A
CD010132.1620150	C16–ER20A–150	200.2	34	16	M10X1.5P	M10X1.5P	ER20	ER20A
CD010132.1625100	C16–ER25–100	156.7	42	16	M10X1.5P	M10X1.5P	ER25	ER25UM
CD010132.2016050	C20–ER16A–50	90.3	28	20	M10X1.5P	M10X1.5P	ER16	ER16A
CD010132.2016100	C20–ER16A–100	140.3	28	20	M10X1.5P	M10X1.5P	ER16	ER16A
CD010132.2016150	C20–ER16A–150	220.3	28	20	M10X1.5P	M10X1.5P	ER16	ER16A
CD010132.2016200	C20–ER16A–200	270.3	28	20	M10X1.5P	M10X1.5P	ER16	ER16A

CHONGDE PRECISION MACHINERY 崇德精密機械

高精度ER铣夹头系列 HIGH ACCURACY ER MILLING CHUCK SERIES

CD0101–33 直柄ER夹头柄 ER STRAIGHT SHANK COLLET CHUCK

◎柄体内锥跳动精度：≤0.003mm
◎预设动平衡 G6.3 12000rpm/18000rpm。
◎ER直柄延长杆，柄体较长，适合于深孔加工。

◎Run out :≤0.003mm
◎Balancing G6.3 12000rpm
G6.3 18000rpm
◎ER Straight Shank is longer ,suitable for deep hole processing



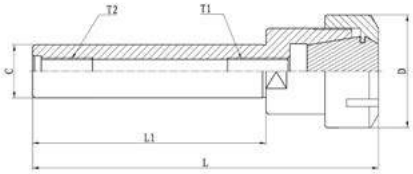

订货号 Order No.	型号 Model No.	L	L1	D	C	T1	T2	Collets	Spanner
CD010133.2020050	C20–ER20A–50	101.2	50	34	20	M12X1.75P	M10X1.5P	ER20	ER20A
CD010133.2020100	C20–ER20A–100	151.2	100	34	20	M12X1.75P	M10X1.5P	ER20	ER20A
CD010133.2020120	C20–ER20A–120	171.2	120	34	20	M12X1.75P	M10X1.5P	ER20	ER20A
CD010133.2020150	C20–ER20A–150	221.2	150	34	20	M12X1.75P	M10X1.5P	ER20	ER20A
CD010133.2020180	C20–ER20A–180	231.2	180	34	20	M12X1.75P	M10X1.5P	ER20	ER20A
CD010133.2020200	C20–ER20A–200	251.2	200	34	20	M12X1.75P	M10X1.5P	ER20	ER20A
CD010133.2025050	C20–ER25–50	106.7	50	42	20	M12X1.75P	M10X1.5P	ER25	ER25UM
CD010133.2025100	C20–ER25–100	156.7	100	42	20	M12X1.75P	M10X1.5P	ER25	ER25UM
CD010133.2025150	C20–ER25–150	206.7	150	42	20	M12X1.75P	M10X1.5P	ER25	ER25UM
CD010133.2032050	C20–ER32–50	107.2	50	50	20	M12X1.75P	M10X1.5P	ER32	ER32UM
CD010133.2032100	C20–ER32–100	157.2	100	50	20	M12X1.75P	M10X1.5P	ER32	ER32UM
CD010133.2520150	C25–ER20A–150	201.2	150	150	34	M12X1.75P	M12X1.75P	ER20	ER20A
CD010133.2525050	C25–ER25–50	106.7	50	42	25	M12X1.75P	M12X1.75P	ER25	ER25UM
CD010133.2525100	C25–ER25–100	156.7	100	42	25	M12X1.75P	M12X1.75P	ER25	ER25UM
CD010133.2525150	C25–ER25–150	206.7	150	42	25	M12X1.75P	M12X1.75P	ER25	ER25UM
CD010133.2525220	C25–ER25–220	276.7	220	42	25	M12X1.75P	M12X1.75P	ER25	ER25UM
CD010133.2532050	C25–ER32–50	108.7	50	50	25	M16X2.0P	M12X1.75P	ER32	ER32UM
CD010133.2532100	C25–ER32–100	158.7	100	50	25	M16X2.0P	M12X1.75P	ER32	ER32UM
CD010133.2540050	C25–ER40–50	119.7	50	63	25	M16X2.0P	M12X1.75P	ER40	ER40UM
CD010133.2540050	C25–ER40–100	169.7	100	63	25	M16X2.0P	M12X1.75P	ER40	ER40UM
CD010133.3232060	C32–ER32–60	118.7	60	50	32	M16X2.0P	M16X2.0P	ER32	ER32UM
CD010133.3232075	C32–ER32–75	233.7	75	50	32	M16X2.0P	M16X2.0P	ER32	ER32UM
CD010133.3240050	C32–ER40–50	119.7	50	63	32	M16X2.0P	M16X2.0P	ER40	ER40UM
CD010133.4032100	C40–ER32–100	158.7	100	50	40	M16X2.0P	M16X2.0P	ER32	ER32UM
CD010133.4040070	C40–ER40–70	139.7	70	63	40	M16X2.0P	M16X2.0P	ER40	ER40UM
CD010133.4040100	C40–ER40–100	169.7	100	63	40	M16X2.0P	M16X2.0P	ER40	ER40UM

高精度ER铣夹头系列 HIGH ACCURACY ER MILLING CHUCK SERIES

CD0101–34 直柄ER夹头刀柄(M型) ER STRAIGHT SHANK COLLET CHUCK (M TYPE)



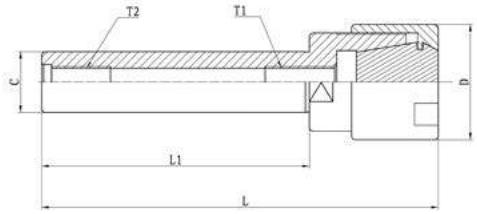

◎柄体内锥跳动精度：≤0.003mm
◎预设动平衡 G6.3 12000rpm/18000rpm。
◎ER直柄延长杆，柄体较长，适合于深孔加工

◎Run out :≤0.003mm
◎Balancing G6.3 12000rpm G6.3 18000rpm
◎ER Straight Shank is longer ,suitable for deep hole processing

订货号 Order No.	型号 Model No.	L	L1	D	T1	T2	Collets	Spanner
CD010134.0808050	C8–ER8M–50	79	50	12	M5X0.8P	M4X0.7P	ER8	ER8M
CD010134.1008100	C10–ER8M–100	127.5	100			M5X0.8P	ER8	ER8M
CD010134.1008150	C10–ER8M–150	177.5	150				ER8	ER8M
CD010134.1008180	C10–ER8M–180	207.5	180				ER8	ER8M
CD010134.1208055	C12–ER8M–55	74.5	55			M6X1.0P	ER8	ER8M
CD010134.1208100	C12–ER8M–100	119.5	100				ER8	ER8M
CD010134.1208120	C12–ER8M–120	139.5	120				ER8	ER8M
CD010134.1208150	C12–ER8M–150	119.5	150				ER8	ER8M
CD010134.1211080	C12–ER11M–80	114.3	80	16	M6X1.0P	M10X1.5P	ER11	ER11M
CD010134.1211100	C12–ER11M–100	134.3	100				ER11	ER11M
CD010134.1211150	C12–ER11M–150	184.3	150				ER11	ER11M
CD010134.1611050	C16–ER11M–50	84.3	50				ER11	ER11M
CD010134.1611100	C16–ER11M–100	134.3	100				ER11	ER11M
CD010134.1611140	C16–ER11M–140	174.3	140				ER11	ER11M
CD010134.1616050	C16–ER16M–50	90.3	50	22	M10X1.5P	M10X1.5P	ER16	ER16M
CD010134.1616060	C16–ER16M–60	100.3	60				ER16	ER16M
CD010134.1616080	C16–ER16M–80	120.3	80				ER16	ER16M
CD010134.1616150	C16–ER16M–150	190.3	150				ER16	ER16M
CD010134.2016050	C20–ER16M–50	86.8	50				ER16	ER16M
CD010134.2016100	C20–ER16M–100	136.8	100				ER16	ER16M
CD010134.2016120	C20–ER16M–120	136.8	120				ER16	ER16M
CD010134.2016140	C20–ER16M–140	176.8	140				ER16	ER16M
CD010134.2016150	C20–ER16M–150	186.8	150				ER16	ER16M
CD010134.2016160	C20–ER16M–160	196.8	160				ER16	ER16M
CD010134.2016180	C20–ER16M–180	216.8	180				ER16	ER16M
CD010134.2016200	C20–ER16M–200	236.8	200	28	M12X1.75P	M10X1.5P	ER16	ER16M
CD010134.2020060	C20–ER20M–60	110.2	60				ER20	ER20M
CD010134.2020100	C20–ER20M–100	150.2	100				ER20	ER20M
CD010134.2020150	C20–ER20M–150	200.2	150				ER20	ER20M
CD010134.2020180	C20–ER20M–180	230.2	180				ER20	ER20M
CD010134.2020200	C20–ER20M–200	250.2	200				ER20	ER20M
CD010134.2020250	C20–ER20M–250	300.2	250				ER20	ER20M
CD010134.2025100	C20–ER25M–100	156.7	100	35			ER25	ER25M
CD010134.2520140	C25–ER20M–140	179.5	140	28			ER20	ER20M

CD0101–35 直柄侧锁式ER铣床夹头柄
SIDE LOCK ER STRAIGHT SHANK COLLET CHUCK (M TYPE)



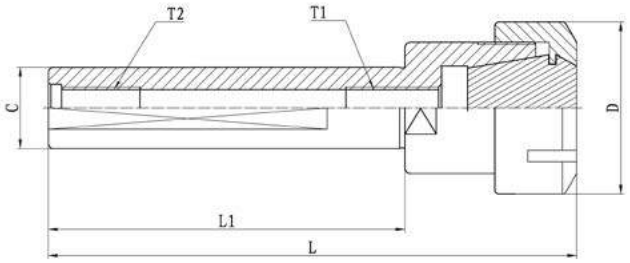

◎柄体内锥跳动精度：≤0.003mm
◎预设动平衡 G6.3 12000rpm/18000rpm。
◎夹持柄位有削平端供刀座侧边螺丝锁固。

◎Run out :≤0.003mm .
◎Balancing G6.3 12000rpm G6.3 18000rpm.
◎Can be fixed by screw in the flat surface.

订货号 Order No.	型号 Model No.	L	L1	T1	T2	C	D	Collets	Spanner
CD010135.1616060	C16–ER16M–60	100.3	60	M10X1.5P	M10X1.5P	16	22	ER16	ER16M
CD010135.2011060	C20–ER11M–60	76.6	60	M6X1P	M10X1.5P	20	16	ER11	ER11M
CD010135.2016060	C20–ER16M–60	96.8	60	M10X1.5P	M10X1.5P	20	22	ER16	ER16M
CD010135.2020060	C20–ER20M–60	110.2	60	M10X1.5P	M12X1.75P	20	28	ER20	ER20M
CD010135.2216070	C22–ER16M–70	106.8	70	M10X1.5P	M10X1.75P	22	22	ER16	ER16M
CD010135.2516060	C25–ER16M–60	100.3	60	M10X1.5P	M12X1.75P	25	22	ER16	ER16M
CD010135.2520060	C25–ER20M–60	99.5	60	M12X1.75P	M12X1.75P	25	28	ER20	ER20M
CD010135.2525060	C25–ER25UM–60	116.7	60	M12X1.75P	M12X1.75P	25	42	ER25	ER25UM
CD010135.2525070	C25–ER25UM–70	126.7	70	M12X1.75P	M16X2.0P	25	42	ER25	ER25UM
CD010135.3216060	C32–ER16M–60	100.3	60	M10X1.5P	M16X2.0P	32	22	ER16	ER16M
CD010135.3220070	C32–ER20M–70	102	70	M10X1.5P	M16X2.0P	32	28	ER20	ER20M
CD010135.3225070	C32–ER25UM–70	102	70	M16X2.0P	M16X2.0P	32	42	ER25	ER25UM
CD010135.3232060	C32–ER32UM–60	118.7	60	M16X2.0P	M16X2.0P	32	50	ER32	ER32UM
CD010135.3240070	C32–ER40UM–70	139.7	70	M16X2.0P	M16X2.0P	32	63	ER40	ER40UM
CD010135.4032070	C40–ER32UM–70	128.7	70	M16X2.0P	M16X2.0P	40	50	ER32	ER32UM
CD010135.4032100	C40–ER32UM–100	158.7	100	M16X2.0P	M16X2.0P	40	50	ER32	ER32UM
CD010135.4040075	C40–ER40UM–75	145.7	75	M16X2.0P	M16X2.0P	40	63	ER40	ER40UM
CD010135.4532120	C45–ER32UM–120	178	120	M16X2.0P	M16X2.0P	45	50	ER32	ER32UM
CD010135.4540120	C45–ER40UM–120	180	120	M16X2.0P	M16X2.0P	45	63	ER40	ER40UM

注：一般按1个削平面供货，如需两个削平面单独注明。 Note:Generally supply 1 flat,if need 2 flats please specify.

高精度ER铣夹头系列 HIGH ACCURACY ER MILLING CHUCK SERIES

CD0101–36 直柄ER夹头柄 ER STRAIGHT SHANK COLLET CHUCK



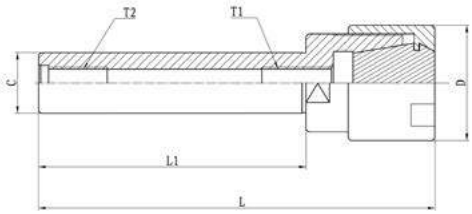

◎柄体内锥跳动精度：≤0.003mm
◎预设动平衡 G6.3 12000rpm/18000rpm。
◎ER直柄延长杆，柄体较长，适合于深孔加工。

◎Run out :≤0.003mm
◎Balancing G6.3 12000rpm/18000rpm
◎ER Straight Shank is longer ,suitable for deep hole processing

订货号 Order No.	型号 Model No.C–L1	L	L1	D	C	T1	T2	Collets	Spanner
CD010136.1311140	C1/2"–ER11A–5.51"	175.3	5.51"	19	1/2"	M6X1P	5/16"–18UNC	ER11	ER11A
CD010136.1311157	C1/2"–ER11A–6.2"	192.8	6.2"					ER11	ER11A
CD010136.1611051	C5/8"–ER11A–2"	86.1	2"		5/8"		5/16"–18UNC	ER11	ER11A
CD010136.1611064	C5/8"–ER11A–2.5"	98.8	2.5"					ER11	ER11A
CD010136.1611140	C5/8"–ER11A–5.51"	100.3	5.51"				5/16"–18UNC	ER11	ER11A
CD010136.1611157	C5/8"–ER11A–6.2"	192.8	6.2"					ER11	ER11A
CD010136.1911102	C3/4"–ER11A–4"	136.9	4"		3/4"		3/8"–16UNC	ER11	ER11A
CD010136.1616060	C5/8"–ER16A–2.36"	100.5	2.36"	28	5/8"	M6X1P	5/16"–18UNC	ER16	ER16A
CD010136.1916050	C3/4"–ER16A–1.96"	90.3	1.96"		3/4"	M10X1.5P	3/8"–16UNC	ER16	ER16A
CD010136.1916064	C3/4"–ER16A–2.5"	104.1	2.5"					ER16	ER16A
CD010136.1916102	C3/4"–ER16A–4"	142.2	4"					ER16	ER16A
CD010136.1916100	C3/4"–ER16A–3.94"	140.3	3.94"				3/8"–16UNC	ER16	ER16A
CD010136.1916152	C3/4"–ER16A–6"	193	6"					ER16	ER16A
CD010136.1916157	C3/4"–ER16A–6.2"	198.1	6.2"					ER16	ER16A
CD010136.1916175	C3/4"–ER16A–6.89"	215.6	6.89"					ER16	ER16A
CD010136.1916140	C3/4"–ER16A–5.51"	180.3	5.51"					ER16	ER16A
CD010136.1920060	C3/4"–ER20A–2.36"	103.1	2.36"	34		M12X1.75P		ER20	ER20A
CD010136.1920064	C3/4"–ER20A–2.5"	106.7	2.5"					ER20	ER20A
CD010136.1920100	C3/4"–ER20A–3.93"	143	3.93"					ER20	ER20A
CD010136.1920102	C3/4"–ER20A–4"	144.8	4"					ER20	ER20A
CD010136.1920140	C3/4"–ER20A–5.5"	182.9	5.5"					ER20	ER20A
CD010136.1920152	C3/4"–ER20A–6"	195.6	6"					ER20	ER20A
CD010136.2525050	C1"–ER25–1.96"	112.7	1.96"	42	1"	M16X2.0P	1/2"–13UNC	ER25	ER25UM
CD010136.2532050	C1"–ER32–1.96"	162.7	1.96"	50				ER32	ER32UM
CD010136.2532051	C1"–ER32–2"	100.5	2"					ER32	ER32UM
CD010136.2532140	C1"–ER32–5.51"	189.7	5.51"					ER32	ER32UM

高精度ER铣夹头系列 HIGH ACCURACY ER MILLING CHUCK SERIES

CD0101–37 直柄ER夹头刀柄(M型) ER STRAIGHT SHANK COLLET CHUCK (M TYPE)



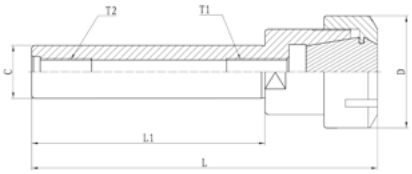

◎柄体内锥跳动精度：≤0.003mm
◎预设动平衡 G6.3 12000rpm/18000rpm。
◎ER直柄延长杆，柄体较长，适合于深孔加工

◎Run out :≤0.003mm
◎Balancing G6.3 12000rpm /18000rpm
◎ER Straight Shank is longer ,suitable for deep hole processing

订货号 Order No.	型号 Model No.	L	L1	D	T1	T2	Collets	Spanner
CD010137.1008101	C3/8"–ER8M–4"	131.08	4"	12	M5X0.8P	3/16"–24UNC	ER8	ER8M
CD010137.1311102	C1/2"–ER11M–4"	117.9	4"	16	M6X1P	1/4"–20UNC	ER11	ER11M
CD010137.1311140	C1/2"–ER11M–5.51"	156.3	5.51"				ER11	ER11M
CD010137.1316140	C1/2"–ER16M–5.51"	180.26	5.51"	22	M8X1P		ER16	ER16M
CD010137.1611051	C5/8"–ER11M–2"	58.9	2"	16	M6X1P	5/16"–18UNC	ER11	ER11M
CD010137.1611064	C5/8"–ER11M–2.5"	71.6	2.5"				ER11	ER11M
CD010137.1611140	C5/8"–ER11M–5.5"	147.8	5.5"				ER11	ER11M
CD010137.1611157	C5/8"–ER11M–6.2"	165.6	6.2"				ER11	ER11M
CD010137.1916042	C3/4"–ER16M–1.65"	67.16	1.65"	22	M10X1.5P	3/8"–16UNC	ER16	ER16M
CD010137.1916087	C3/4"–ER16M–3.42"	112.16	3.42"				ER16	ER16M
CD010137.1916140	C3/4"–ER16M–5.51"	165.26	5.51"				ER16	ER16M
CD010137.1920140	C3/4"–ER20M–5.51"	190.86	5.51"	28			ER20	ER20M
CD010137.1925051	C3/4"–ER25M–2"	158.26	2"	35	M12X1.75P		ER25	ER25M
CD010137.1925101	C3/4"–ER25M–4"	158.26	4"				ER25	ER25M
CD010137.2511315	C1"–ER11M–12.4"	331.2	12.4"	16	M6X1P	1/2"–13UNC	ER11	ER11M
CD010137.2520084	C1"–ER20M–3.31"	118.66	3.31"	28	M10X1.5P		ER20	ER20M
CD010137.2520140	C1"–ER20M–5.51"	174.66	5.51"	28			ER20	ER20M

CD0101–38 直柄侧锁式ER铣床夹头柄
SIDE LOCK ER STRAIGHT SHANK COLLET CHUCK



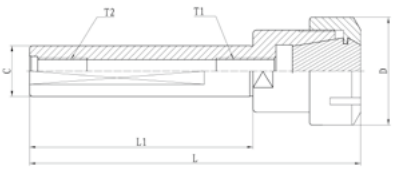

◎柄体内锥跳动精度：≤0.003mm
◎预设动平衡 G6.3 12000rpm/18000rpm。
◎夹持柄位有削平端供刀座侧边螺丝锁固。

◎Run out :≤0.003mm
◎Balancing G6.3 12000rpm G6.3 18000rpm
◎Can be fixed by screw in the flat surface

订货号 Order No.	型号 Model No.	L	L1	T1	T2	C	D	Collets	Spanner
CD010138.2532087	C1"–ER16M–3"	103	3"	M11X1.0	1/2"–13UNC	1"	22	ER16	ER16M
CD010138.2532087	C1"–ER32UM–3.42"	129.6	3.42"	M16X2.0		1"	50	ER32	ER32UM
CD010138.2532102	C1"–ER32UM–4"	144.3	4"			1"		ER32	ER32UM
CD010138.2532157	C1"–ER32UM–6.2"	200.2	6.2"			1"		ER32	ER32UM
CD010138.2532041	C1"–ER40UM–1.96"	104.5	1.96"			1"	63	ER40	ER40UM
CD010138.3225060	C1–1/4"–ER25UM–2.36"	102.7	2.36"	M12X1.75P		1–1/4"	42	ER25	ER25UM
CD010138.3232060	C1–1/4"–ER32UM–2.36"	103.7	2.36"	M16X2.0		1–1/4"	50	ER32	ER32UM
CD010138.3240060	C1–1/4"–ER40UM–2.36"	119.7	2.36"			1–1/4"	63	ER40	ER40UM
CD010138.3832087	C1–1/2"–ER32UM–3.42"	129.6	3.42"			1–1/2"	50	ER32	ER32UM
CD010138.3840075	C1–1/2"–ER40UM–2.95"	129.7	2.95"			1–1/2"	63	ER40	ER40UM

高精度ER铣夹头系列 HIGH ACCURACY ER MILLING CHUCK SERIES

CD0101–39 直柄两端ER铣夹头柄
ER STRAIGHT SHANK WITH TWO COOLET CHUCK





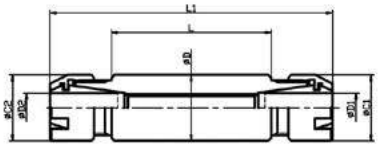

Fig1

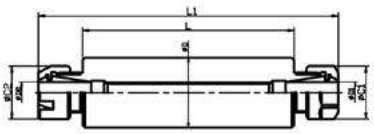

Fig2

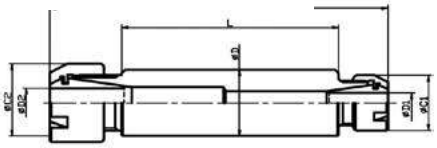

Fig3

订货号 Order No.	型号 Model No.	Fig	D	L	L1	D1	D2	C1	C2	Collets	Spanner
CD010139.1611040	CD16–ER11M–40	1	16	40	72	1–7	1–7	16	16	ER11	ER11M
CD010139.1611100	CD16–ER11M–100		16	100	132						
CD010139.1911040	CD19.05–ER11M–40	2	19.05	40	72						
CD010139.1911050	CD19.05–ER11M–50		19.05	50	82						
CD010139.1911060	CD19.05–ER11M–60		19.05	60	92						
CD010139.1911090	CD19.05–ER11M–90		19.05	90	122						
CD010139.1911100	CD19.05–ER11M–100		19.05	100	132						
CD010139.2011050	CD20–ER11M–50		20	50	82						
CD010139.2011060	CD20–ER11M–60		20	60	92						
CD010139.2011065	CD20–ER11A–65		20	65	100			19	19		ER11A
CD010139.1916060	CD19.05–ER16M–60	1	19.05	60	112	1–10	1–10	22	22	ER16	ER16M
CD010139.1916075	CD19.05–ER16M–75		19.05	75	127						
CD010139.2016050	CD20–ER16M–50		20	50	92						
CD010139.2016060	CD20–ER16M–60		20	60	112						
CD010139.2016075	CD20–ER16M–75		20	75	127						
CD010139.2016100	CD20–ER16M–100		20	100	152						
CD010139.2216050	CD22–ER16M–50		22	50	102						
CD010139.2216070	CD22–ER16M–70		22	70	122						
CD010139.2216080	CD22–ER16M–80		22	80	132						
CD010139.2216090	CD22–ER16M–90		22	90	142						
CD010139.2216100	CD22–ER16M–100		22	100	152						
CD010139.2516050	CD25–ER16M–50		25	50	112						
CD010139.2516070	CD25–ER16M–70		25	70	122						
CD010139.2516050	CD25–ER16M–50		25	50	102						
CD010139.2516060	CD25.4–ER16M–60		25.4	60	112						
CD010139.2516070	CD25.4–ER16M–70		25.4	70	122						
CD010139.2516075	CD25.4–ER16M–75		25.4	75	127						
CD010139.2520080	CD25–ER20M–80	1	25	80	134	1–13	1–13	28	28	ER20	ER20M
CD010139.2520080	CD25.4–ER20M–80		25.4	80	134						
CD010139.3220060	CD32–ER20M–60	2	32	60	114						
CD010139.3220080	CD32–ER20M–80		32	80	134						
CD010139.1916050	CD19.05–ER11M/ER16M–50	3	19.05	50	92	1–7	1–10	16	22	ER11/16	ER11M/16M
CD010139.2016050	CD20–ER11M/ER16M–50		20	50	92						
CD010139.1920050	CD19.05–ER11M/ER20M–50		19.05	50	120		1–13		28	ER11/20	ER11M/20M
CD010139.2020050	CD20–ER11M/ER20M–50		20	50	120						
CD010139.2220045	CD22–ER16M/ER20M–45		22	45	98	1–10		22			ER16M/20M
CD010139.2220060	CD22–ER16M/ER20M–60L		22	60	113						
CD010139.2520060	CD25–ER16M/ER20M–60L		25	60	113						
CD010139.2525045	CD25–ER16M/ER25M–45L		25	45	115		1–16		35	ER16/25	ER16M/25M
CD010139.2525060	CD25–ER16M/ER25M–60L		25	60	130						
CD010139.3225060	CD32–ER20M/ER25M–60L		32	60	131	1–13		28			ER20M/25M

CHONGDE PRECISION MACHINERY 崇德精密機械

高精度ER铣夹头系列 HIGH ACCURACY ER MILLING CHUCK SERIES

CD0101–40 锥孔连结ER筒夹刀柄 JACOBS TAPER SHANK COLLET CHUCK

订货号 Order No.	型号 Model No.	JT	D	D1	L	L1	T
CD010140.0011052	JT0–ER11	JT0	19	19	52	19	M6X1P
CD010140.0111058	JT1–ER11	JT1			58		
CD010140.0116067	JT1–ER16		28	28	67	26	M10X1.5P
CD010140.0216072	JT2–ER16	JT2			72		
CD010140.0616075	JT6–ER16	JT6			75		
CD010140.0620081	JT6–ER20		34	34	81	27.5	
CD010140.0320086	JT3–ER20	JT3			86		M12X1.75P



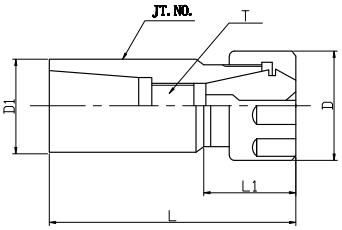

CD0101–41 螺纹连接ER筒夹 ER COLLET WITH THREAD



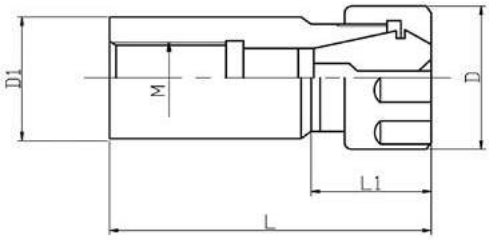

订货号 Order No.	型号 Model No.	M	L	L1	D1	D
CD010141.1316050	M–ER16–50L	M1/2–20UNF	50	20	30	28
CD010141.1916050		M3/4–16UNF				
CD010141.1216050		M12X1				
CD010141.1416050		M14X1				

CD0101–42 ER直孔夹头座 ER COLLET FIXTURE

订货号 Order No.	型号 Model No.	D	D1	d	T	L	Collet
CD010142.2216025	ER16–22	22	45	16	M22X1.5P	25	ER16
CD010142.7225036	ER25–72	72	100	25	M32X1.5P	36	ER25
CD010142.5225036	ER25–52	52	102	25	M32X1.5P	36	ER25
CD010142.1002534	ER25–100	100	132	25	M32X1.5P	34	ER25
CD010142.5532042	ER32–55	55	80	32	M40X1.5P	42	ER32
CD010142.7232042	ER32–72	72	100				
CD010142.9532042	ER32–95	95	125				
CD010142.1003242	ER32–100	100	132				
CD010142.1323242	ER32–132	132	163				
CD010142.5525040	ER25–55	55	80	25	M32X1.5P	40	ER25
CD010142.5540040	ER40–55	55	80	40	M50X1.5P		ER40
CD010142.7240040	ER40–72	72	100	40	M50X1.5P		ER40
CD010142.9540040	ER40–95	95	125	40	M50X1.5P		ER40

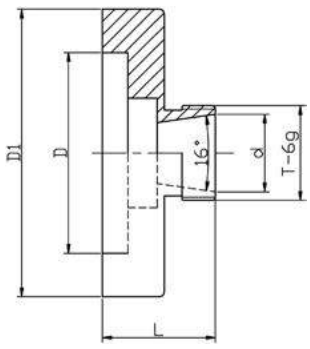



●可根据客户要求订制 ●Can be customized according to requirement.

高精度ER铣夹头系列 HIGH ACCURACY ER MILLING CHUCK SERIES

CD0101–43 BT–TER 刚性伸缩攻牙本体
BT–TER TENSION & COMPRESSION TAP HOLDER

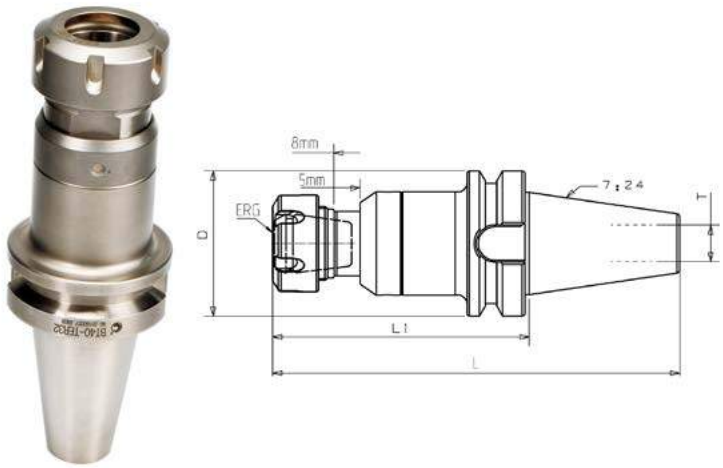

◎ 材质20CrMnTi或JIS–SCM415；
◎ 硬度58±2HRC；渗碳深＞0.8；
◎ 伸长8mm，收缩可达5mm，搭配刚性ERG筒夹；
◎刀柄柄体做–196℃超长深冷处理及热时效处理；
◎ 外观涂层处理；

◎ Material:20CrMnTi/JIS–SCM415 ;
◎ Hardness:58±2HRC；Carbon depth＞0.8;
◎ tension and compression can reach up to 8mm,shrinkage 5mm
◎ chuck shank do – 196 ℃ super–long cryogenic treatment and thermal aging treatment;
◎ coating surface.

订货号 Order No.	型号 Model No.	攻牙范围 Tapping range	D	L	L1	T	Collets	Spanner
CD010143.3016149	BT30–TER16	M3–M10	46	149	100.6	M12	ER16G	ER16A
CD010143.3020151	BT30–TER20	M3–M17	46	151	102.6	M12	ER20G	ER20A
CD010143.2532153	BT30–TER25	M3–M22	46	153	104.6	M12	ER25G	ER25UM
CD010143.3032156	BT30–TER32	M3–M27	46	156	107.6	M12	ER32G	ER32UM
CD010143.4016161	BT40–TER16	M3–M10	63	161	95.6	M16	ER16G	ER16A
CD010143.4020163	BT40–TER20	M3–M17	63	163	97.6	M16	ER20G	ER20A
CD010143.4025165	BT40–TER25	M3–M22	63	165	99.6	M16	ER25G	ER25UM
CD010143.4062168	BT40–TER32	M3–M27	63	168	102.6	M16	ER32G	ER32UM
CD010143.5016207	BT50–TER16	M3–M10	100	207	105.2	M24	ER16G	ER16A
CD010143.5020209	BT50–TER20	M3–M17	100	209	107.2	M24	ER20G	ER20A
CD010143.5025211	BT50–TER25	M3–M22	100	211	109.2	M24	ER25G	ER25UM
CD010143.5032214	BT50–TER32	M3–M27	100	214	112.2	M24	ER32G	ER32UM

高精度ER铣夹头系列 HIGH ACCURACY ER MILLING CHUCK SERIES

CD0101–44 SK(DIN69871) 刚性伸缩攻牙本体
SK(DIN69871) TENSION & COMPRESSION TAP HOLDER



◎材质20CrMnTi或JIS–SCM415；
◎硬度58±2HRC；渗碳深＞0.8；
◎伸长8mm，收缩可达5mm，搭配刚性ERG筒夹；
◎刀柄柄体做–196℃超长深冷处理及热时效处理；
◎外观涂层处理；

◎Material:20CrMnTi/JIS–SCM415 ;
◎Hardness:58±2HRC；Carbon depth＞0.8;
◎tension and compression can reach up to 8mm,shrinkage 5mm;
◎chuck shank do – 196 ℃ super–long cryogenic treatment and thermal aging treatment;
◎coating surface.

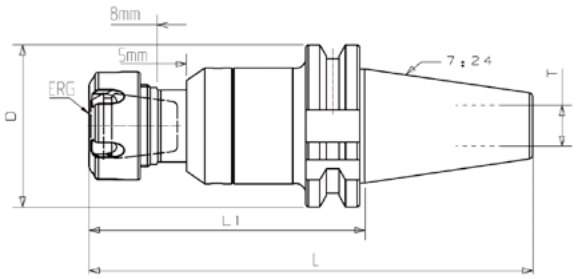

订货号 Order No.	型号 Model No.	攻牙范围 Tapping range	D	L	L1	T	Collets	Spanner
CD010144.4016152	SK40–TER16	M2–M12	63.55	152	86.5	M16	ER16G	ER16A
CD010144.4020154	SK40–TER20	M3–M17	63.55	154	88.5	M16	ER20G	ER20A
CD010144.4025156	SK40–TER25	M3–M22	63.55	156	90.5	M16	ER25G	ER25UM
CD010144.4032159	SK40–TER32	M3–M27	63.55	159	93.5	M16	ER32G	ER32UM
CD010144.5016189	SK50–TER16	M2–M12	97.5	189	86.5	M24	ER16G	ER16A
CD010144.5020191	SK50–TER20	M3–M17	97.5	191	88.5	M24	ER20G	ER20A
CD010144.5025193	SK50–TER25	M3–M22	97.5	193	90.5	M24	ER25G	ER25UM
CD010144.5032195	SK50–TER32	M3–M27	97.5	195	93.5	M24	ER32G	ER32UM

订货号 Order No.	型号 Model No.	攻牙范围 Tapping range	D	L	L1	T	Collets	Spanner
CD010144.4016152	CAT40–TER16	M2–M12	63.5	152	86.5	M16	ER16G	ER16A
CD010144.4020154	CAT40–TER20	M3–M17	63.5	154	88.5	M16	ER20G	ER20A
CD010144.4025156	CAT40–TER25	M3–M22	63.5	156	90.5	M16	ER25G	ER25UM
CD010144.4032159	CAT40–TER32	M3–M27	63.5	159	93.5	M16	ER32G	ER32UM
CD010144.5016189	CAT50–TER16	M2–M12	98.45	189	86.5	M24	ER16G	ER16A
CD010144.5020191	CAT50–TER20	M3–M17	98.45	191	88.5	M24	ER20G	ER20A
CD010144.5025193	CAT50–TER25	M3–M22	98.45	193	90.5	M24	ER25G	ER25UM
CD010144.5032195	CAT50–TER32	M3–M27	98.45	195	93.5	M24	ER32G	ER32UM

CD0101–45 NT 刚性伸缩攻牙本体
NT TENSION & COMPRESSION TAP HOLDER



◎材质20CrMnTi或JIS–SCM415；
◎硬度58±2HRC；渗碳深＞0.8；
◎伸长8mm，收缩可达5mm，搭配刚性ERG筒夹；
◎刀柄柄体做–196℃超长深冷处理及热时效处理；
◎外观涂层处理；

◎Material:20CrMnTi/JIS–SCM415 ;
◎Hardness:58±2HRC；Carbon depth＞0.8;
◎tension and compression can reach up to 8mm,shrinkage 5mm;
◎chuck shank do – 196 ℃ super–long cryogenic treatment and thermal aging treatment;
◎coating surface.

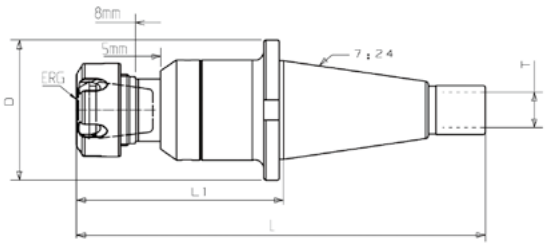

订货号 Order No.	型号 Model No.	攻牙范围 Tapping range	D	L	L1	T	Collets	Spanner
CD010145.4016174	NT40–TER16	M3–M10	63	174	108.6	M16	ER16G	ER16A
CD010145.4020176	NT40–TER20	M3–M17	63	176	110.6	M16	ER20G	ER20A
CD010145.4025178	NT40–TER25	M3–M22	63	178	112.6	M16	ER25G	ER25UM
CD010145.4032181	NT40–TER32	M3–M27	63	181	115.6	M16	ER32G	ER32UM
CD010145.5016209	NT50–TER16	M3–M10	100	209	110.6	M24	ER16G	ER16A
CD010145.5020211	NT50–TER20	M3–M17	100	211	112.6	M24	ER20G	ER20A
CD010145.5025213	NT50–TER25	M3–M22	100	213	114.6	M24	ER25G	ER25UM
CD010145.5032216	NT50–TER32	M3–M27	100	216	117.6	M24	ER32G	ER32UM

高精度ER铣夹头系列 HIGH ACCURACY ER MILLING CHUCK SERIES

CD0101–46 MTA/B C 直柄刚性伸缩攻牙本体
STRAIGHT SHANK TENSION & COMPRESSION TAP HOLDER



◎材质20CrMnTi或JIS–SCM415；
◎硬度58±2HRC；渗碳深＞0.8；
◎伸长8mm，收缩可达5mm，搭配刚性ER攻丝筒夹；
◎刀柄柄体做–196℃超长深冷处理及热时效处理；
◎外观涂层处理；

◎Material:20CrMnTi/JIS–SCM415 ;
◎Hardness:58±2HRC；Carbon depth＞0.8;
◎tension and compression can reach up to 8mm,shrinkage 5mm;
◎chuck shank do – 196 ℃ super–long cryogenic treatment and thermal aging treatment;
◎coating surface.

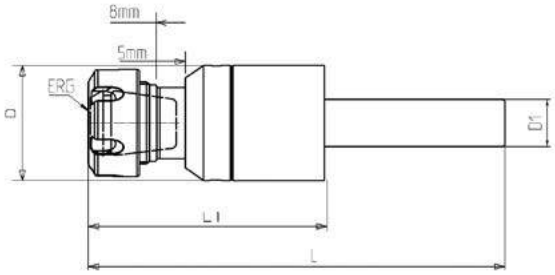

订货号 Order No.	型号 Model No.	攻牙范围 Tapping range	D	L	L1	D1	Collets	Spanner
CD010146.2016050	C20–TER16–50	M2–M12	46	147	97	20	ER16G	ER16A
CD010146.2020050	C20–TER20–50	M3–M17	46	149	99	20	ER20G	ER20A
CD010146.2025100	C20–TER25–100	M3–M22	46	201	101	20	ER25G	ER25UM
CD010146.2032100	C20–TER32–100	M3–M27	46	204	104	20	ER32G	ER32UM
CD010146.2516050	C25–TER16–50	M2–M12	46	147	97	25	ER16G	ER16A
CD010146.2520050	C25–TER20–50	M3–M17	46	149	99	25	ER20G	ER20A
CD010146.2525100	C25–TER25–100	M3–M22	46	201	101	25	ER25G	ER25UM
CD010146.2532100	C25–TER32–100	M3–M27	46	204	104	25	ER32G	ER32UM
CD010146.0216177	MTA2–TER16	M2–M12	46	177	97	17.78	ER16G	ER16A
CD010146.0220179	MTA2–TER20	M3–M17	46	179	99	17.78	ER20G	ER20A
CD010146.0225181	MTA2–TER25	M3–M22	46	181	101	17.78	ER25G	ER25UM
CD010146.0316196	MTA3–TER16	M2–M12	50	196	97	23.825	ER16G	ER16A
CD010146.0320198	MTA3–TER20	M3–M17	50	198	99	23.825	ER20G	ER20A
CD010146.0325200	MTA3–TER25	M3–M22	50	200	101	23.825	ER25G	ER25UM
CD010146.0332203	MTA3–TER32	M3–M27	50	203	104	23.825	ER32G	ER32UM
CD010146.0416221	MTA4–TER16	M2–M12	66	221	97	31.267	ER16G	ER16A
CD010146.0420223	MTA4–TER20	M3–M17	66	223	99	31.267	ER20G	ER20A
CD010146.0425225	MTA4–TER25	M3–M22	66	225	101	31.267	ER25G	ER25UM
CD010146.0432228	MTA4–TER32	M3–M27	66	228	104	31.267	ER32G	ER32UM
CD010146.0532260	MTA5–TER32	M3–M27	66	260	104	44.339	ER32G	ER32UM
CD010146.0316176	MTB3–TER16	M2–M12	46	176	89	23.825	ER16G	ER16A
CD010146.0320206	MTB3–TER20	M3–M17	46	206	120	23.825	ER20G	ER20A
CD010146.0325176	MTB3–TER25	M3–M22	46	176	89	23.825	ER25G	ER25UM
CD010146.0332206	MTB3–TER32	M3–M27	46	206	120	23.825	ER32G	ER32UM
CD010146.0416199	MTB4–TER16	M2–M12	46	199	89	31.267	ER16G	ER16A
CD010146.0420229	MTB4–TER20	M3–M17	46	229	120	31.267	ER20G	ER20A
CD010146.0425199	MTB4–TER25	M3–M22	46	199	89	31.267	ER25G	ER25UM
CD010146.0432229	MTB4–TER32	M3–M27	46	229	120	31.267	ER32G	ER32UM

CHONGDE PRECISION MACHINERY 崇德精密機械

CD0101–47 BT、SK(DIN69871) 微量补偿螺距同步数控刚性攻丝刀柄
BT SK(DIN69871) SYNCHRO TAP HOLDER



◎材质：20CrMni,热处理：渗碳＞0.8，硬度58±2HRC;
◎刀柄柄体在–196℃超长深冷处理，及热时效处理。
◎伸长及收缩0.5mm的微量补偿，有效减缓丝锥在反转时的受力。
◎现代加工中心机床上使用，能够获得更高的切削速度，丝锥切削效率大大提高，加工完的螺纹能获得更高的精度和质量。
◎丝锥的寿命延长，减少刀具费用，降低成本。

◎Material:20CrMnTi/JIS–SCM415 ;Hardness:58±2HRC；Carbon depth＞0.8.
◎chuck shank do – 196 ℃ super–long cryogenic treatment and thermal aging treatment.
◎Compression and tension compensation at 0.5mm to make an accurate thread is maintained.
◎High speed ,special design make good tapping accuracy and quality.
◎Long term tapping ,reduce cost.

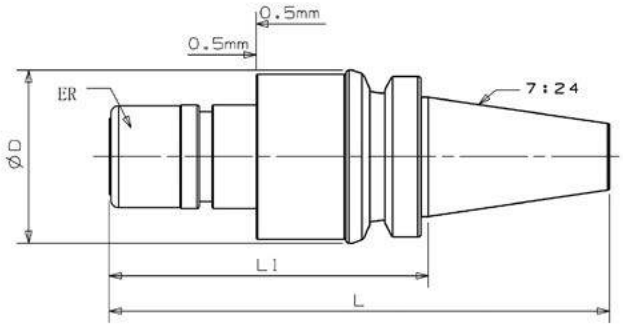

订货号 Order No.	型号 Model No.	攻牙范围 Tapping range	D	L	L1	Collets
CD010147.3016012	BT30–VER16	M2–M12	46	149	100.6	ER16G
CD010147.3020017	BT30–VER20	M3–M17	46	151	102.6	ER20G
CD010147.3025022	BT30–VER25	M3–M22	46	153	104.6	ER25G
CD010147.3032027	BT30–VER32	M3–M27	46	156	107.6	ER32G
CD010147.4016012	BT40–VER16	M2–M12	63	161	95.6	ER16G
CD010147.4020017	BT40–VER20	M3–M17	63	163	97.6	ER20G
CD010147.4025022	BT40–VER25	M3–M22	63	165	99.6	ER25G
CD010147.4032027	BT40–VER32	M3–M27	63	168	102.6	ER32G
CD010147.5016012	BT50–VER16	M2–M12	100	207	105.2	ER16G
CD010147.5020017	BT50–VER20	M3–M17	100	209	107.2	ER20G
CD010147.5025022	BT50–VER25	M3–M22	100	211	109.2	ER25G
CD010147.5032027	BT50–VER32	M3–M27	100	214	112.2	ER32G
CD010147.4016010	SK40–VER16	M2–M12	63.55	152	86.5	ER16G
CD010147.4020030	SK40–VER20	M3–M17	63.55	154	88.5	ER20G
CD010147.4025030	SK40–VER25	M3–M22	63.55	156	90.5	ER25G
CD010147.4032030	SK40–VER32	M3–M27	63.55	159	93.5	ER32G
CD010147.5016030	SK50–VER16	M2–M12	97.5	189	86.5	ER16G
CD010147.5020030	SK50–VER20	M3–M17	97.5	191	88.5	ER20G
CD010147.5025030	SK50–VER25	M3–M22	97.5	193	90.5	ER25G
CD010147.5032030	SK50–VER32	M3–M27	97.5	195	93.5	ER32G

高精度ER铣夹头系列 HIGH ACCURACY ER MILLING CHUCK SERIES

CD0101–48 BT30/40/50–NER 隐藏式筒夹刀柄
BT30/40/50–NER HIDDEN BARREL CLAMP TOOL HANDLE



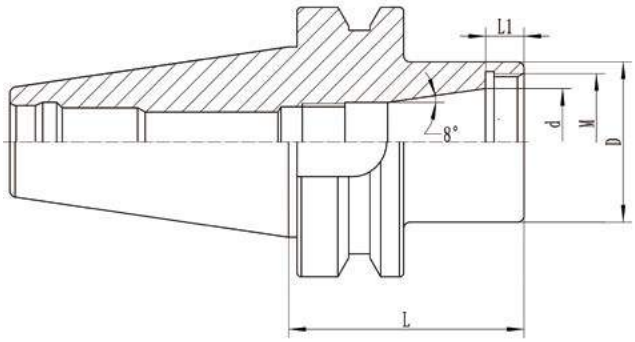

◎ 减小运作时的风阻及风动，提高动平衡效率;
◎ 精做动平衡可达G2.5,30000rpm;
◎ 切削扭力增加1.5倍，承受重切削，可提高加工质量的稳定性。

◎ Reduce the wind resistance and wind force during operation, and improve the dynamic balance efficiency.
◎ The precision dynamic balance can reach G2.5,30000 rpm.
◎ Cutting torsion increases by 1.5 times and bears heavy cutting, which can improve the stability of processing quality.Qualitative.

订货号 Order No.	型号 Model No.	d	D	L	L1	夹持范围 RANGE	M
CD010148.3011055	BT30–NER11–55	11	22	55	7	1–7	M18X1P
CD010148.3016065	BT30–NER16–65	16	28	65	10	1–10	M24X1P
CD010148.3020065	BT30–NER20–65	20	32	65	11	1–13	M28X1.5P
CD010148.3025060	BT30–NER25–60	20	38	60	12	1–16	M32X1.5P
CD010148.4011070	BT40–NER11–70	11	22	70	7	1–7	M18X1P
CD010148.4011100	BT40–NER11–100	11	22	100	7	1–7	M18X1P
CD010148.4016070	BT40–NER16–70	1 6	28	70	10	1–10	M24X1P
CD010148.4016100	BT40–NER16–100	16	28	100	10	1–10	M24X1P
CD010148.4020080	BT40–NER20–80	20	32	80	11	1–13	M28X1.5P
CD010148.4020100	BT40–NER20–100	20	32	100	11	1–13	M28X1.5P
CD010148.4025025	BT40–NER25–25	25	63	25	12	1–16	M32X1.5P
CD010148.4025080	BT40–NER25–80	25	38	80	12	1–16	M32X1.5P
CD010148.4025100	BT40–NER25–100	25	38	100	12	1–16	M32X1.5P
CD010148.4032080	BT40–NER32–80	32	46	80	14	1–20	M40X1.5P
CD010148.4032100	BT40–NER32–100	32	46	100	14	1–20	M40X1.5P
CD010148.5011080	BT50–NER11–80	11	80	80	7	1–7	M18X1P
CD010148.5011110	BT50–NER11–110	11	110	110	7	1–7	M18X1P
CD010148.5016080	BT50–NER16–80	16	80	80	10	1–10	M24X1P
CD010148.5016110	BT50–NER16–110	1 6	110	110	10	1–10	M24X1P
CD010148.5020090	BT50–NER20–90	20	90	90	11	1–13	M28X1.5P
CD010148.5020110	BT50–NER20–110	20	110	110	11	1–13	M28X1.5P
CD010148.5025090	BT50–NER25–90	25	90	90	12	1–16	M32X1.5P
CD010148.5025110	BT50–NER25–110	25	100	110	12	1–16	M32X1.5P
CD010148.5032090	BT50–NER32–90	32	90	90	14	1–20	M40X1.5P
CD010148.5032110	BT50–NER32–110	32	110	110	14	1–20	M40X1.5P

动力刀座轴及机床主轴

AXIS FOR ROWER TOOL HOLDER AND MACHINE

◎ 材料20CrMnTi,替代传统的40Cr或45#，提高主轴的整体刚性。
◎ 表面渗碳处理，真空淬火，热处理硬度56–60HRC;
◎ 主轴在零下196℃进行超长时间的深冷处理，以及多次的去应力热时效处理，提升主轴精度的稳定性及使用的寿命。
◎ 轴体的轴承部位径跳≤0.002，内锥跳动精度≤0.002。
◎ 轴可以进行整体涂层处理，起防锈作用，免维护，同时轴的耐磨性得到提高。

◎ Material: 20CrMnTi, instead of 40Cr or 45, to improve the rigidity of spindle.
◎ Surface carburizing, vacuum quenching, heat treatment hardness 56–60HRC;
_The spindle is subjected to super–long cryogenic treatment at –196℃ and repeated stress relief
◎ Thermal aging treatment improves the stability of spindle accuracy and service life.
◎ The diameter jump of bearing part of axle body is less than 0.002, and the runout accuracy of inner cone is less than 0.002.
◎ Axis can be coated integrally to prevent rust, maintenance and wear.
Sex has been improved.



高精度ER铣夹头系列 HIGH ACCURACY ER MILLING CHUCK SERIES

CD0101–49 DZ型动力刀座轴 DZ TYPE POWER TOOL BASE SHAFT





订货号 Order No.	型号 Model No.	D1	D2	L	T	Collet	Spanner
CD010149.1211105	DZ12–ER11M–105L	12	11	105	M13×0.75	ER11	ER11M
CD010149.1711080	DZ17–ER11M–80L	17	–	80	M13×0.75	ER11	ER11M
CD010149.1716110	DZ17–ER16M–110L	17	15	110	M19×1	ER16	ER16M
CD010149.1516090	DZ15–ER16M–90L	15	–	90	M19×1	ER16	ER16M
CD010149.1516082	DZ15–ER16M–82L	15	–	82	M19×1	ER16	ER16M
CD010149.1520088	DZ15–ER20M–88L	15	14	88	M24×1	ER20	ER20M
CD010149.1520104	DZ15–ER20M–104L	15	–	104	M24×1	ER20	ER20M

CD0101–50 DF型动力刀座轴 DF TYPE POWER TOOL BASE SHAFT



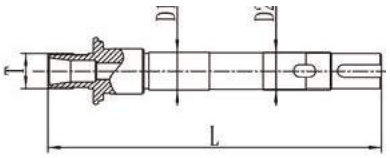

订货号 Order No.	型号 Model No.	D1	D2	L	T	Collet	Spanner
CD010150.1511137	DF15–ER11–137L	15	15	137	M14×0.75	ER11	ER11A
CD010150.1511157	DF15–ER11–157	15	15	157	M14×0.75	ER11	ER11A
CD010150.1511090	DF15–ER11–90L	15	10	90	M14×0.75	ER11	ER11A
CD010150.1516140	DF15–ER16–140L	15	15	140	M22×1.5	ER16	ER16A
CD010150.1716110	DF17–ER16–110L	17	17	110	M19×1	ER16	ER16M
CD010150.1720128	DF17–ER20–128L	17	17	128	M25×1.5	ER20	ER20A
CD010150.1720162	DF17–ER20–162L	17	17	162	M25×1.5	ER20	ER20A

CD0101–51 DL型动力刀座轴 DL TYPE POWER TOOL BASE SHAFT



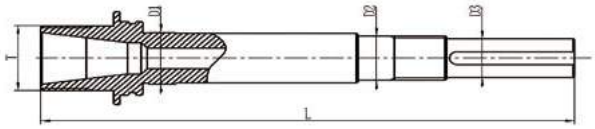

订货号 Order No.	型号 Model No.	D1	D2	D3	L	T	Collet	Spanner
CD010151.1211114	DL12–ER11–114L	12	11	10	114	M14×0.75	ER11	ER11A
CD010151.1511148	DL15–ER11–148L	15	15	15	148	M14×0.75	ER11	ER11A
CD010151.1516175	DL15–ER16M–175L	15	15	15	175	M19×1	ER16	ER16M
CD010151.1516150	DL15–ER16–150L	15	15	12	150	M22×1.5	ER16	ER16A
CD010151.1720158	DL17–ER20–158L	17	15	13	158	M25×1.5	ER20	ER20A
CD010151.2520178	DL25–ER20–178L	25	20	18	178	M25×1.5	ER20	ER20A
CD010151.2520148	DL25–ER20–148L	25	22	17	148.5	M25×1.5	ER20	ER20A
CD010151.2520186	DL25–ER20–186L	25	22	17	186	M25×1.5	ER20	ER20A
CD010151.2525308	DL25–ER25–308L	25	25	18	308	M32×1.5	ER25	ER25UM
CD010151.4040152	DL40–ER40–152L	40	20	–	152	M50×1.5	ER40	ER40UM

CD0101–52 DH型动力刀座轴 DH TYPE POWER TOOL BASE SHAFT



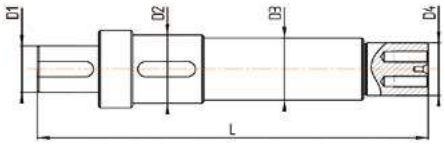

订货号 Order No.	型号 Model No.	D1	D2	D3	D4	L
CD010152.1517129	DH15–BL17–129L	15	17	17	15	129
CD010152.1522115	DH15–BL22–115L	15	22	20	17	115
CD010152.8050178	DH80–BL50–178L	80	50	40	–	178

CHONGDE PRECISION MACHINERY 崇德精密機械

高精度ER铣夹头系列　HIGH ACCURACY ER MILLING CHUCK SERIES

ER筒夹 DIN6499B　ER Collet DIN6499B



高精度、高寿命ER筒夹特点：

◎材质：JIS–SUJ2;
◎硬度：46–50HRC;
◎筒夹空刀槽采用磨削加工工艺，更适合于高速加工;
◎内孔、外圆及端面精密研磨，可达Ra0.4;
◎表面“环保”特殊涂层处理，提高表面硬度、耐磨性，提高清洁度，精度更稳定，表面更光滑，防锈、防腐蚀效果更好，手感更舒适，外观更美观。

Advantage:

◎Material: JIS–SUJ2;
◎Hardness:46–50HRC;
◎Super finish.Through hardened and ground Ra0.4,
◎The coating increase the service life of collet and ensure full functionality and precision

》》》精/湛/的/加/工/工/艺　Superb Processing

*深冷处理

1、–196℃超长深冷处理，使接近全部的残余奥氏体转变为马氏体；
2、析出的纳米级碳化物颗粒，增加硬度和韧性；
3、减少残余应力；
4、耐磨性显著提高。

*Cryogenic treatment

1.–196℃ cryogenic. To eliminate the stress after quenching and machining,and aslo prevent the thermal shock.
2.Increasing hardness and toughness.
3. Reducing residual stresses.
4. Improved wear resistance.

*时效处理

*超长定型热时效去除残余内应力。

* Thermal aging processing
long stereotyped thermal limitation removal of grinding Reducing residual stresses.



深冷处理（Cryogenic treatment）



时效处理（Thermal aging processing）

高精度ER铣夹头系列 HIGH ACCURACY ER MILLING CHUCK SERIES

CD0102–01 ER筒夹 DIN6499B ER COLLET DIN6499B

精度5 μ
Integrated precision 5 μ



高精度5 μ 筒夹表面涂层外观特点：

◎ 防锈蚀
◎ 提高表面硬度、耐磨性
◎ 清洁度更好，精度稳定
◎ 表面更光滑，手感舒适，外观更漂亮

Advantage:

◎Anti–rustZ
◎Wear–resisting and Surface hardness improved.
◎Precision stability, good cleaning.
◎Smooth surface,Beautiful appearance.

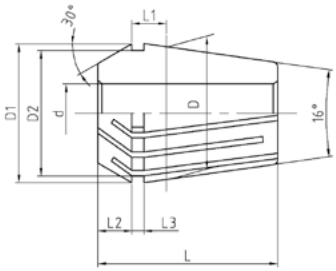

ER11–ER50

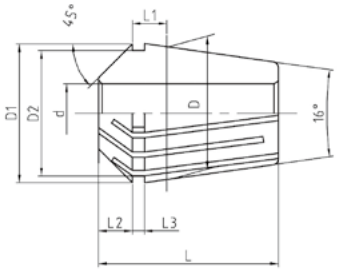

ER8

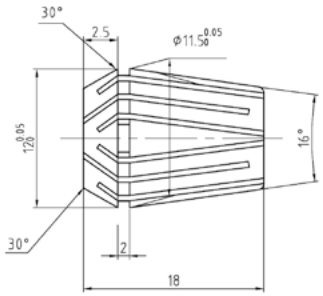

ER12

◎ 材质：JIS–SUJ2 ◎ 硬度：46–50HRC
◎ Material: : JIS–SUJ2 ◎ Hardness: 46–50HRC
◎ 广泛应用于镗、铣、钻、攻丝、磨、雕刻等加工。
◎ Suitable for boring, milling, drilling, tapping, grinding, carving processing.

高精度 High Accuracy

型号 Model No.	dH7	D	D1	D2	L	L1	L2	L3	弹性收缩量 Collapsible Capacity
ER8	1.0–5.0	8	8.45	6.5	13.5	2.98	1.5	1.2	0.5
ER11	1.0–7.0	11	11.5	9.5	18	3.8	2.5	2	0.5
ER16	1.0–2.5	16	17	13.8	27.5	6.26	4	2.7	0.5
	>2.5–10.0	16	17	13.8	27.5	6.26	4	2.7	1
ER20	1.0–2.5	20	21	17.4	31.5	6.36	4.8	2.8	0.5
	>2.5–13.0	20	21	17.4	31.5	6.36	4.8	2.8	1
ER25	1.0–2.5	25	26	22	34	6.66	5	3.1	0.5
	>2.5–16.0	25	26	22	34	6.66	5	3.1	1
ER32	2.0–2.5	32	33	29.2	40	7.16	5.5	3.6	0.5
	>2.5–20.0	32	33	29.2	40	7.16	5.5	3.6	1
ER40	3.0–26.0	40	41	36.2	46	7.66	7	4.1	1
ER50	6.0–10.0	50	52	46	60	12.6	8.5	5.5	1
	>10.0–34.0	50	52	46	60	12.6	8.5	5.5	2

CD0102–01 ER筒夹 DIN6499B ER COLLET DIN6499B

ER8			ER11			ER12		
订货号 Order No.	型 号 Model No.	范 围 Range	订货号 Order No.	型 号 Model No.	范 围 Range	订货号 Order No.	型 号 Model No.	范 围 Range
CD010201.08010	ER8–1	1–0.5	CD010201.11010	ER11–1	1–0.5	CD010201.12020	ER12–2	2–1.5
CD010201.08015	ER8–1.5	1.5–1	CD010201.11015	ER11–1.5	1.5–1	CD010201.12030	ER12–3	3–2.5
CD010201.08020	ER8–2	2–1.5	CD010201.11020	ER11–2	2–1.5	CD010201.12040	ER12–4	4–3.5
CD010201.08025	ER8–2.5	2.5–2	CD010201.11025	ER11–2.5	2.5–2	CD010201.12050	ER12–5	5–4.5
CD010201.08030	ER8–3	3–2.5	CD010201.11030	ER11–3	3–2.5	CD010201.12060	ER12–6	6–5.5
CD010201.08035	ER8–3.5	3.5–3	CD010201.11035	ER11–3.5	3.5–3			
CD010201.08040	ER8–4	4–3.5	CD010201.11040	ER11–4	4–3.5			
CD010201.08045	ER8–4.5	4.5–4	CD010201.11045	ER11–4.5	4.5–4			
CD010201.08050	ER8–5	5–4.5	CD010201.11050	ER11–5	5–4.5			
			CD010201.11055	ER11–5.5	5.5–5			
			CD010201.11060	ER11–6	6–5.5			
			CD010201.11065	ER11–6.5	6.5–6			
			CD010201.11070	ER11–7	7–6.5			

ER16			ER20			ER25		
订货号 Order No.	型 号 Model No.	范 围 Range	订货号 Order No.	型 号 Model No.	范 围 Range	订货号 Order No.	型 号 Model No.	范 围 Range
CD010201.16010	ER16–1	1–0.5	CD010201.20010	ER20–1	1–0.5	CD010201.25010	ER25–1	1–0.5
CD010201.16015	ER16–1.5	1.5–1	CD010201.20015	ER20–1.5	1.5–1	CD010201.25015	ER25–1.5	1.5–1
CD010201.16020	ER16–2	2–1.5	CD010201.20020	ER20–2	2–1.5	CD010201.25020	ER25–2	2–1.5
CD010201.16025	ER16–2.5	2.5–2	CD010201.20025	ER20–2.5	2.5–2	CD010201.25025	ER25–2.5	2.5–2
CD010201.16030	ER16–3	3–2	CD010201.20030	ER20–3	3–2	CD010201.25030	ER25–3	3–2
CD010201.16040	ER16–4	4–3	CD010201.20040	ER20–4	4–3	CD010201.25040	ER25–4	4–3
CD010201.16050	ER16–5	5–4	CD010201.20050	ER20–5	5–4	CD010201.25050	ER25–5	5–4
CD010201.16060	ER16–6	6–5	CD010201.20060	ER20–6	6–5	CD010201.25060	ER25–6	6–5
CD010201.16070	ER16–7	7–6	CD010201.20070	ER20–7	7–6	CD010201.25070	ER25–7	7–6
CD010201.16080	ER16–8	8–7	CD010201.20080	ER20–8	8–7	CD010201.25080	ER25–8	8–7
CD010201.16090	ER16–9	9–8	CD010201.20090	ER20–9	9–8	CD010201.25090	ER25–9	9–8
CD010201.16100	ER16–10	10–9	CD010201.20100	ER20–10	10–9	CD010201.25100	ER25–10	10–9
			CD010201.20110	ER20–11	11–10	CD010201.25110	ER25–11	11–10
			CD010201.20120	ER20–12	12–11	CD010201.25120	ER25–12	12–11
			CD010201.20130	ER20–13	13–12	CD010201.25130	ER25–13	13–12
						CD010201.25140	ER25–14	14–13
						CD010201.25150	ER25–15	15–14
						CD010201.25160	ER25–16	16–15

高精度ER铣夹头系列 HIGH ACCURACY ER MILLING CHUCK SERIES

CD0102–01 ER筒夹 DIN6499B ER COLLET DIN6499B

ER32			ER40			ER50		
订货号 Order No.	型 号 Model No.	范 围 Range	订货号 Order No.	型 号 Model No.	范 围 Range	订货号 Order No.	型 号 Model No.	范 围 Range
CD010201.32010	ER32–1	1–0.5	CD010201.40030	ER40–3	3–2	CD010201.50060	ER50–6	6–5
CD010201.32015	ER32–1.5	1.5–1	CD010201.40040	ER40–4	4–3	CD010201.50070	ER50–7	7–6
CD010201.32020	ER32–2	2–1.5	CD010201.40050	ER40–5	5–4	CD010201.50080	ER50–8	8–7
CD010201.32025	ER32–2.5	2.5–2	CD010201.40060	ER40–6	6–5	CD010201.50090	ER50–9	9–8
CD010201.32030	ER32–3	3–2	CD010201.40070	ER40–7	7–6	CD010201.50100	ER50–10	10–9
CD010201.32040	ER32–4	4–3	CD010201.40080	ER40–8	8–7	CD010201.50110	ER50–11	11–9
CD010201.32050	ER32–5	5–4	CD010201.40090	ER40–9	9–8	CD010201.50120	ER50–12	12–10
CD010201.32060	ER32–6	6–5	CD010201.40100	ER40–10	10–9	CD010201.50130	ER50–13	13–11
CD010201.32070	ER32–7	7–6	CD010201.40110	ER40–11	11–10	CD010201.50140	ER50–14	14–12
CD010201.32080	ER32–8	8–7	CD010201.40120	ER40–12	12–11	CD010201.50150	ER50–15	15–13
CD010201.32090	ER32–9	9–8	CD010201.40130	ER40–13	13–12	CD010201.50160	ER50–16	16–14
CD010201.32100	ER32–10	10–9	CD010201.40140	ER40–14	14–13	CD010201.50170	ER50–17	17–15
CD010201.32110	ER32–11	11–10	CD010201.40150	ER40–15	15–14	CD010201.50180	ER50–18	18–16
CD010201.32120	ER32–12	12–11	CD010201.40160	ER40–16	16–15	CD010201.50190	ER50–19	19–17
CD010201.32130	ER32–13	13–12	CD010201.40170	ER40–17	17–16	CD010201.50200	ER50–20	20–18
CD010201.32140	ER32–14	14–13	CD010201.40180	ER40–18	18–17	CD010201.50210	ER50–21	21–19
CD010201.32150	ER32–15	15–14	CD010201.40190	ER40–19	19–18	CD010201.50220	ER50–22	22–20
CD010201.32160	ER32–16	16–15	CD010201.40200	ER40–20	20–19	CD010201.50230	ER50–23	23–21
CD010201.32170	ER32–17	17–16	CD010201.40210	ER40–21	21–20	CD010201.50240	ER50–24	24–22
CD010201.32180	ER32–18	18–17	CD010201.40220	ER40–22	22–21	CD010201.50250	ER50–25	25–23
CD010201.32190	ER32–19	19–18	CD010201.40230	ER40–23	23–22	CD010201.50260	ER50–26	26–24
CD010201.32200	ER32–20	20–19	CD010201.40240	ER40–24	24–23	CD010201.50270	ER50–27	27–25
			CD010201.40250	ER40–25	25–24	CD010201.50280	ER50–28	28–26
			CD010201.40260	ER40–26	26–25	CD010201.50290	ER50–29	29–27
						CD010201.50300	ER50–30	30–28
						CD010201.50310	ER50–31	31–29
						CD010201.50320	ER50–32	32–30
						CD010201.50330	ER50–33	33–31
						CD010201.50340	ER50–34	34–32

CD0102–01 ER筒夹 DIN6499B ER COLLET DIN6499B

ER16			ER20		
订货号 Order No.	型 号 Model No.	范 围 Range	订货号 Order No.	型 号 Model No.	范 围Range
CD010201.16035	ER16–3.5	3.5–2.5	CD010201.20035	ER20–3.5	3.5–2.5
CD010201.16045	ER16–4.5	4.5–3.5	CD010201.20045	ER20–4.5	4.5–3.5
CD010201.16055	ER16–5.5	5.5–4.5	CD010201.20055	ER20–5.5	5.5–4.5
CD010201.16065	ER16–6.5	6.5–5.5	CD010201.20065	ER20–6.5	6.5–5.5
CD010201.16075	ER16–7.5	7.5–6.5	CD010201.20075	ER20–7.5	7.5–6.5
CD010201.16085	ER16–8.5	8.5–7.5	CD010201.20085	ER20–8.5	8.5–7.5
CD010201.16095	ER16–9.5	9.5–8.5	CD010201.20095	ER20–9.5	9.5–8.5
			CD010201.20105	ER20–10.5	10.5–9.5
			CD010201.20115	ER20–11.5	11.5–10.5
			CD010201.20125	ER20–12.5	12.5–11.5

ER8		ER11		ER12	
订货号 Order No.	型 号 Model No.	订货号 Order No.	型 号 Model No.	订货号 Order No.	型 号 Model No.
CD010201.08008	ER8–1/32	CD010201.11008	ER11–1/32	CD010201.12032	ER12–1/8
CD010201.08012	ER8–3/64	CD010201.11012	ER11–3/64	CD010201.12036	ER12–9/64
CD010201.08016	ER8–1/16	CD010201.11016	ER11–1/16	CD010201.12039	ER12–5/32
CD010201.08019	ER8–5/64	CD010201.11019	ER11–5/64	CD010201.12044	ER12–11/64
CD010201.08024	ER8–3/32	CD010201.11024	ER11–3/32	CD010201.12048	ER12–3/16
CD010201.08028	ER8–7/64	CD010201.11028	ER11–7/64	CD010201.12052	ER12–13/64
CD010201.08032	ER8–1/8	CD010201.11032	ER11–1/8	CD010201.12056	ER12–7/32
CD010201.08036	ER8–9/64	CD010201.11036	ER11–9/64	CD010201.12059	ER12–15/64
CD010201.08039	ER8–5/32	CD010201.11039	ER11–5/32	CD010201.12064	ER12–1/4
CD010201.08044	ER8–11/64	CD010201.11044	ER11–11/64	CD010201.12067	ER12–17/64
CD010201.08048	ER8–3/16	CD010201.11048	ER11–3/16		
		CD010201.11052	ER11–13/64		
		CD010201.11056	ER11–7/32		
		CD010201.11059	ER11–15/64		
		CD010201.11064	ER11–1/4		
		CD010201.11067	ER11–17/64		

高精度ER铣夹头系列 HIGH ACCURACY ER MILLING CHUCK SERIES

CD0102–01 ER筒夹 DIN6499B ER COLLET DIN6499B

ER16		ER20		ER25	
订货号 Order No.	型 号 Model No.	订货号 Order No.	型 号 Model No.	订货号 Order No.	型 号 Model No.
CD010201.16008	ER16–1/32	CD010201.20008	ER20–1/32	CD010101.25012	ER25–3/64
CD010201.16012	ER16–3/64	CD010201.20012	ER20–3/64	CD010201.25016	ER25–1/16
CD010201.16016	ER16–1/16	CD010201.20016	ER20–1/16	CD010201.25019	ER25–5/64
CD010201.16019	ER16–5/64	CD010201.20019	ER20–5/64	CD010201.25024	ER25–3/32
CD010201.16024	ER16–3/32	CD010201.20024	ER20–3/32	CD010201.25028	ER25–7/64
CD010201.16028	ER16–7/64	CD010201.20028	ER20–7/64	CD010201.25032	ER25–1/8
CD010201.16032	ER16–1/8	CD010201.20032	ER20–1/8	CD010201.25036	ER25–9/64
CD010201.16036	ER16–9/64	CD010201.20036	ER20–9/64	CD010201.25039	ER25–5/32
CD010201.16039	ER16–5/32	CD010201.20039	ER20–5/32	CD010201.25044	ER25–11/64
CD010201.16044	ER16–11/64	CD010201.20044	ER20–11/64	CD010201.25048	ER25–3/16
CD010201.16048	ER16–3/16	CD010201.20048	ER20–3/16	CD010201.25052	ER25–13/64
CD010201.16052	ER16–13/64	CD010201.20052	ER20–13/64	CD010201.25056	ER25–7/32
CD010201.16056	ER16–7/32	CD010201.20056	ER20–7/32	CD010201.25059	ER25–15/64
CD010201.16059	ER16–15/64	CD010201.20059	ER20–15/64	CD010201.25064	ER25–1/4
CD010201.16064	ER16–1/4	CD010201.20064	ER20–1/4	CD010201.25067	ER25–17/64
CD010201.16067	ER16–17/64	CD010201.20067	ER20–17/64	CD010201.25071	ER25–9/32
CD010201.16071	ER16–9/32	CD010201.20071	ER20–9/32	CD010201.25075	ER25–19/64
CD010201.16075	ER16–19/64	CD010201.20075	ER20–19/64	CD010201.25079	ER25–5/16
CD010201.16079	ER16–5/16	CD010201.20079	ER20–5/16	CD010201.25083	ER25–21/64
CD010201.16083	ER16–21/64	CD010201.20083	ER20–21/64	CD010201.25087	ER25–11/32
CD010201.16087	ER16–11/32	CD010201.20087	ER20–11/32	CD010201.25091	ER25–23/64
CD010201.16091	ER16–23/64	CD010201.20091	ER20–23/64	CD010201.25095	ER25–3/8
CD010201.16095	ER16–3/8	CD010201.20095	ER20–3/8	CD010201.25099	ER25–25/64
		CD010201.20099	ER20–25/64	CD010201.25103	ER25–13/32
		CD010201.20103	ER20–13/32	CD010201.25107	ER25–27/64
		CD010201.20107	ER20–27/64	CD010201.25111	ER25–7/16
		CD010201.20111	ER20–7/16	CD010201.25115	ER25–29/64
		CD010201.20115	ER20–29/64	CD010201.25119	ER25–15/32
		CD010201.20119	ER20–15/32	CD010201.25123	ER25–31/64
		CD010201.20123	ER20–31/64	CD010201.25127	ER25–1/2
		CD010201.20127	ER20–1/2	CD010201.25131	ER25–33/64
		CD010201.20131	ER20–33/64	CD010201.25135	ER25–17/32
				CD010201.25139	ER25–35/64
				CD010201.25143	ER25–9/16
				CD010201.25147	ER25–37/64
				CD010201.25151	ER25–19/32
				CD010201.25155	ER25–39/64
				CD010201.25159	ER25–5/8

CD0102-01 ER筒夹 DIN6499B ER COLLET DIN6499B

ER32		ER40		ER50	
订货号 Order No.	型 号 Model No.	订货号 Order No.	型 号 Model No.	订货号 Order No.	型 号 Model No.
CD010201.32016	ER32-1/16	CD010201.40032	ER40-1/8	CD010201.50064	ER50-1/4
CD010201.32024	ER32-3/32	CD010201.40039	ER40-5/32	CD010201.50071	ER50-9/32
CD010201.32032	ER32-1/8	CD010201.40048	ER40-3/16	CD010201.50079	ER50-5/16
CD010201.32039	ER32-5/32	CD010201.40056	ER40-7/32	CD010201.50087	ER50-11/32
CD010201.32048	ER32-3/16	CD010201.40064	ER40-1/4	CD010201.50095	ER50-3/8
CD010201.32056	ER32-7/32	CD010201.40071	ER40-9/32	CD010201.50103	ER50-13/32
CD010201.32064	ER32-1/4	CD010201.40079	ER40-5/16	CD010201.50111	ER50-7/16
CD010201.32071	ER32-9/32	CD010201.40087	ER40-11/32	CD010201.50119	ER50-15/32
CD010201.32079	ER32-5/16	CD010201.40095	ER40-3/8	CD010201.50127	ER50-1/2
CD010201.32087	ER32-11/32	CD010201.40103	ER40-13/32	CD010201.50135	ER50-17/32
CD010201.32095	ER32-3/8	CD010201.40111	ER40-7/16	CD010201.50143	ER50-9/16
CD010201.32103	ER32-13/32	CD010201.40119	ER40-15/32	CD010201.50151	ER50-19/32
CD010201.32111	ER32-7/16	CD010201.40127	ER40-1/2	CD010201.50159	ER50-5/8
CD010201.32119	ER32-15/32	CD010201.40135	ER40-17/32	CD010201.50167	ER50-21/32
CD010201.32127	ER32-1/2	CD010201.40143	ER40-9/16	CD010201.50175	ER50-11/16
CD010201.32135	ER32-17/32	CD010201.40151	ER40-19/32	CD010201.50183	ER50-23/32
CD010201.32143	ER32-9/16	CD010201.40159	ER40-5/8	CD010201.50191	ER50-3/4
CD010201.32151	ER32-19/32	CD010201.40167	ER40-21/32	CD010201.50198	ER50-25/32
CD010201.32159	ER32-5/8	CD010201.40175	ER40-11/16	CD010201.50206	ER50-13/16
CD010201.32167	ER32-21/32	CD010201.40183	ER40-23/32	CD010201.50214	ER50-27/32
CD010201.32175	ER32-11/16	CD010201.40191	ER40-3/4	CD010201.50222	ER50-7/8
CD010201.32183	ER32-23/32	CD010201.40198	ER40-25/32	CD010201.50231	ER50-29/32
CD010201.32191	ER32-3/4	CD010201.40206	ER40-13/16	CD010201.50238	ER50-15/16
CD010201.32198	ER32-25/32	CD010201.40214	ER40-27/32	CD010201.50246	ER50-31/32
		CD010201.40222	ER40-7/8	CD010201.50254	ER50-1"
		CD010201.40231	ER40-29/32	CD010201.50262	ER50-1-1/32
		CD010201.40238	ER40-15/16	CD010201.50258	ER50-1-1/16
		CD010201.40246	ER40-31/32	CD010201.50278	ER50-1-3/32
		CD010201.40254	ER40-1"	CD010201.50286	ER50-1-1/8
				CD010201.50294	ER50-1-5/32
				CD010201.50302	ER50-1-3/16
				CD010201.50309	ER50-1-7/32
				CD010201.50318	ER50-1-1/4
				CD010201.50325	ER50-1-9/32
				CD010201.50333	ER50-1-5/16

高精度ER铣夹头系列 HIGH ACCURACY ER MILLING CHUCK SERIES

精度检测 Inspection

CD标准即崇德标准
CD Standard is chongde Standard

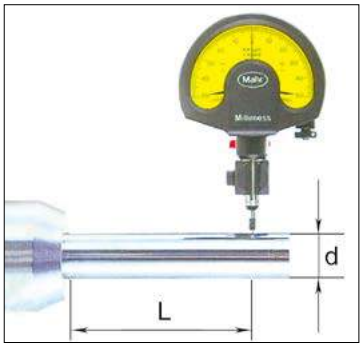

ER11、16、20、25、32、40：

L		d	径向跳动Run out		
DIN6499B	CD标准 CD Standard		A级 A class	AA级 AA class	AAA级 AAA class
6	7.5	1.0–1.4	≤0.015	≤0.01	≤0.005
10	12	1.5–2.9			
16	20	3.0–5.9	≤0.008	≤0.005	≤0.003
25	30	6.0–9.9			
40	48	10.0–17.9			
50	60	18.0–26.9			
60	72	27.0–34	≤0.015	≤0.01	≤0.005

ER8,ER12,ER50:
A CLASS: 0.015. AA CLASS:0.01. AAA CLASS:0.005

特制非标大孔ER夹头规格及精度检测 Specification and accuracy inspection of ER collets

型号 Model No.	规格 Type		径向跳动Run–out	
	公制 Metric	英制 Inch	A级 Aclass	AA级 AAclass
ER11	7.5	5/16	≤0.015	≤0.01
ER16	11,12	13/32,7/16,15/32		
ER20	14,15	17/32,9/16		
ER25	17,18	21/32,11/16		
ER32	21,22	13/16,27/32,7/8		
ER40	27,28,29,30	1–1/32,1–1/16,1–3/32,1–1/8		

ER11		ER16		ER20	
订货号 Order No.	型 号 Model No.	订货号 Order No.	型 号 Model No.	订货号 Order No.	型 号 Model No.
CD010201.11075	ER11–7.5	CD010201.16110	ER16–11	CD010201.20140	ER20–14
CD010201.11079	ER11–5/16	CD010201.16120	ER16–12	CD010201.20150	ER20–15
		CD010201.16103	ER16–13/32	CD010201.20135	ER20–17/32
		CD010201.16111	ER16–7/16	CD010201.20143	ER20–9/16
		CD010201.16119	ER16–15/32		

ER25		ER32		ER40	
订货号 Order No.	型 号 Model No.	订货号 Order No.	型 号 Model No.	订货号 Order No.	型 号 Model No.
CD010201.25170	ER25–17	CD010201.32210	ER32–21	CD010201.40270	ER40–27
CD010201.25180	ER25–18	CD010201.32220	ER32–22	CD010201.40280	ER40–28
CD010201.25167	ER25–21/32	CD010201.32206	ER32–13/16	CD010201.40290	ER40–29
CD010201.25175	ER25–11/16	CD010201.32214	ER32–27/32	CD010201.40030	ER40–30
		CD010201.32222	ER32–7/8	CD010201.40262	ER40–1–1/32
				CD010201.40270	ER40–1–1/16
				CD010201.40278	ER40–1–3/32
				CD010201.40286	ER40–1–1/8

ER 筒夹托盘 ER COLLET WOODEN TRAYS



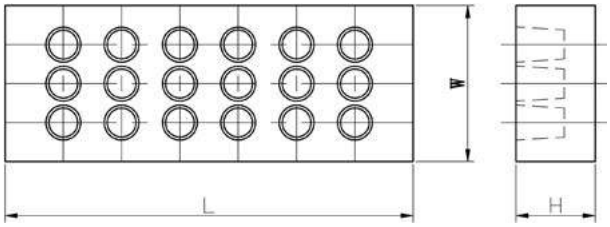

订货号 Order No.	Model No.	L（长）	W（宽）	H（高）	PCS	KGS
CD010201.082102013	ER8	210	20	13	9	0.01
CD010201.112102013	ER11	210	20	13	13	0.01
CD010201.161305028	ER16	130	50	28	10	0.14
CD010201.201989828	ER20	198	98	28	12	0.12
CD010201.2518013030	ER25	180	130	30	16	0.18
CD010201.3219015030	ER32	190	150	30	18	0.48
CD010201.4036819330	ER40	368	193	30	24	0.76
CD010201.5023521037	ER50	235	210	37	12	0.64

●可以根据客户要求订做装不同规格筒夹的托盘。
●Can be customized according to customer requirements of different specifications collet tray.

CD0102–02 ER筒夹套装 ER COLLET SET



ER8 A 级 A class or AA 级 AA class

订货号 Order No.	型号 Model No.	规 格 Type	支/套 PCS/SET
CD010202.0809050	ER8–9PCS	1,1.5,2,2.5,3,3.5,4,4.5,5	9PCS/SET
CD010202.0806048	ER8–6PCS(inch)	1/32,1/16,3/32,1/8, 5/32,3/16	6PCS/SET



ER11 A 级 A class or AA 级 AA class

订货号 Order No.	型号 Model No.	规 格 Type	支/套 PCS/SET
CD010202.1107070	ER11–7PCS	1,2,3,4,5,6,7	7PCS/SET
CD010202.1109070	ER11–9PCS	3,3.5,4,4.5,5.5,5,6,6.5,7	9PCS/SET
CD010202.1113070	ER11–13PCS	1,1.5,2,2.5,3,3.5,4, 4.5,5,5.5,6,6.5,7	13PCS/SET
CD010202.1108064	ER11–8PCS(inch)	1/32,1/16,3/32,1/8,5/32, 3/16,7/32,1/4	8PCS/SET

高精度ER铣夹头系列 HIGH ACCURACY ER MILLING CHUCK SERIES

CD0102–02 ER筒夹套装 ER COLLET SET

ER16 A 级 A class or AA 级 AA class



订货号 Order No.	型号 Model No.	规 格 Type	支/套 PCS/SET
CD010202.1608010	ER16–8PCS	3,4,5,6,7,8,9,10	8PCS/SET
CD010202.1610010	ER16–10PCS	1,2,3,4,5,6,7,8,9,10	10PCS/SET
CD010202.1612010	ER16–12PCS	1,1.5,2,2.5,3,4,5,6,7,8,9,10	12PCS/SET
CD010202.1605095	ER16–5PCS (inch)	1/8,3/16,1/4,5/16,3/8	5PCS/SET
CD010202.1608095	ER16–8PCS (inch)	1/8,5/32,3/16,7/32,1/4,5/16, 11/32,3/8	8PCS/SET
CD010202.1612095	ER16–12PCS (inch)	1/32,1/16,3/32,1/8,5/32,3/16, 7/32,1/4,9/32,5/16, 11/32,3/8	12PCS/SET

ER20 A 级 A class or AA 级 AA class



订货号 Order No.	型号 Model No.	规 格 Type	支/套 PCS/SET
CD010202.2011013	ER20–11PCS	3,4,5,6,7,8,9,10,11,12,13	11PCS/SET
CD010202.2012013	ER20–12PCS	2,3,4,5,6,7,8,9,10,11,12,13	12PCS/SET
CD010202.2013013	ER20–13PCS	1,2,3,4,5,6,7,8,9,10,11,12,13	13PCS/SET
CD010202.2014013	ER20–14PCS	1,1.5,2,3,4,5,6,7,8,9,10,11,12,13	14PCS/SET
CD010202.2011127	ER20–11PCS (inch)	1/8,5/32,3/16,7/32,1/4,9/32,5/16, 11/32,3/8,7/16, 1/2	11PCS/SET
CD010202.2014127	ER20–14PCS (inch)	3/32,1/8,5/32,3/16,7/32,1/4,9/32,5/16, 11/32,3/8, 13/32,7/16,15/32,1/2	14PCS/SET
CD010202.2016127	ER20–16PCS (inch)	1/32,1/16,3/32,1/8,5/32,3/16, 7/32,1/4,9/32,5/16,11/32,3/8, 13/32,7/16,15/32,1/2	16PCS/SET

ER25 A 级 A class or AA 级 AA class



订货号 Order No.	型号 Model No.	规 格 Type	支/套 PCS/SET
CD010202.2514016	ER25–14PCS	3,4,5,6,7,8,9,10,11,12,13,14,15,16	14PCS/SET
CD010202.2515016	ER25–15PCS	2,3,4,5,6,7,8,9,10,11,12,13, 14,15,16	15PCS/SET
CD010202.2518016	ER25–18PCS	1,1.5,2,2.5,3,4,5,6,7,8,9,10, 11,12,13,14,15,16	18PCS/SET
CD010202.2509159	ER25–9PCS (inch)	1/8,3/16,1/4,5/16,3/8,7/16, 1/2,9/16,5/8	9PCS/SET
CD010202.2518159	ER25–18PCS (inch)	3/32,1/8,5/32,3/16,7/32,1/4,9/32, 5/16,11/32,3/8, 13/32,7/16,15/32, 1/217/32,9/16,19/32,5/8	18PCS/SET

高精度ER铣夹头系列 HIGH ACCURACY ER MILLING CHUCK SERIES

CD0102–02 ER筒夹套装 ER COLLET SET



ER32 A 级 A class or AA 级 AA class

订货号 Order No.	型号 Model No.	规 格 Type	支/套 PCS/SET
CD010202.3218020	ER32–18PCS	3,4,5,6,7,8,9,10,11,12,13,14,15,16,17,18,19,20	18PCS/SET
CD010202.3219020	ER32–19PCS	2,3,4,5,6,7,8,9,10,11,12,13,14,15,16,17,18,19,20	19PCS/SET
CD010202.3221020	ER32–21PCS	1.1.5,2,3,4,5,6,7,8,9,10,11,12,13,14,15,16, 17,18, 19,20	21PCS/SET
CD010202.3211191	ER32–11PCS (inch)	1/8,3/16,1/4,5/16,3/8,7/16,1/2,9/16,5/8,11/16,3/4	11PCS/SET
CD010202.3212191	ER32–12PCS (inch)	1/8,5/32,3/16,1/4,5/16,3/8,7/16,1/2,9/16,5/8, 11/16,3/4	12PCS/SET
CD010202.3218191	ER32–18PCS (inch)	1/8,5/32,3/16,7/32,1/4,9/32,5/16,11/32,3/8,7/16, 15/32,1/2,9/16,19/32,5/8,11/16, 23/32,3/4	18PCS/SET
CD010202.3221191	ER32–21PCS (inch)	1/8,5/32,3/16,7/32,1/4,9/32,5/16,11/32,3/8, 13/32, 7/16,15/32,1/2,17/32,9/16,19/32,5/8, 21/32,11/16, 23/32,3/4	21PCS/SET



ER40 A 级 A class or AA 级 AA class

订货号 Order No.	型号 Model No.	规 格 Type	支/套 PCS/SET
CD010202.4008025	ER40–8PCS	4,6,8,10,12,16,20,25	8PCS/SET
CD010202.4015026	ER40–15PCS	4,5,6,8,10,12,14,15,16,18,20,22,24,25,26	15PCS/SET
CD010202.4018025	ER40–18PCS	4,5,6,7,8,9,10,11,12,13,14,15,16,17,18,19,20,25	18PCS/SET
CD010202.4023026	ER40–23PCS	4,5,6,7,8,9,10,11,12,13,14,15,16, 17,18,19,20,21,22,23,24,25,26	23PCS/SET
CD010202.4024026	ER40–24PCS	3,4,5,6,7,8,9,10,11,12,13,14,15, 16,17,18,19,20,21,22,23,24,25,26	24PCS/SET
CD010202.4008254	ER40–8PCS (inch)	1/8,1/4,3/8,1/2,5/8,3/4,7/8,1″	8PCS/SET
CD010202.4014254	ER40–14PCS (inch)	1/8,3/16,1/4,5/16,3/8,7/16,1/2,9/16,5/8, 11/16,3/4,13/16,7/8,1″	14PCS/SET
CD010202.4015254	ER40–15PCS (inch)	1/8,3/16,1/4,5/16,3/8,7/16,1/2,9/16,5/8,11/16, 3/4,13/16,7/8,15/16,1″	15PCS/SET
CD010202.4018254	ER40–18PCS (inch)	5/32,3/16,7/32,1/4,9/32,5/16,11/32,3/8,7/16, 15/32,1/2,9/16,19/32,5/8,11/16,3/4,13/16,1″	18PCS/SET
CD010202.4023254	ER40–23PCS (inch)	1/8,5/32,3/16,7/32,1/4,9/32,5/16,11/32,3/8 ,7/16, 15/32,1/2,9/16,19/32,5/8,11/16,23/32, 3/4,13/16, 27/32,7/8,29/32,1″	23PCS/SET



ER50 A 级 A class or AA 级 AA class

订货号 Order No.	型号 Model No.	规 格 Type	支/套 PCS/SET
CD010202.5015034	ER50–15PCS	6,8,10,12,14,16,18,20,22,24,26,28,30,32,34	15PCS/SET
CD010202.5029034	ER50–29PCS	6,7,8,9,10,11,12,13,14,15,16,17,18,19,20, 21,22,23,24,25,26,27,28,29,30,31,32,33,34	29PCS/SET
CD010202.5015325	ER50–15PCS (inch)	1/4,5/16,3/8,7/16,1/2,9/16,5/8,11/16,3/4, 13/16,7/8,15/16,1–1/8,1–3/16,1–9/32	15PCS/SET
CD010202.5035333	ER50–35PCS (inch)	1/4,9/32,5/16,11/32,3/8,13/32,7/16,15/32,1/2,17/32 ,9/16,19/32,5/8,21/32,11/16,23/32,3/4,25/32,13/16,27/32, 7/8,29/32,15/16,31/32,1” ,1–1/32,1–1/16,1–3/32, 1–1/8,1–5/32,1–3/16,1–7/32,1–1/4,1–9/32,1–5/16	35PCS/SET



◇订购时，请注明A级或AA级。
◇When ordering, please specify A class or AA class.
◇订购时，请注明外观光饰或涂层处理。
◇When ordering please specify the type of appearance: Polish or Chemical Nickel coated.
◇订购时，请注明使用木盒、铝合金盒或塑料盒。
◇When ordering,please specify use wooden,aluminum or plastic case.

高精度ER铣夹头系列 HIGH ACCURACY ER MILLING CHUCK SERIES

CD0102-03 ER/C止水筒夹（内冷式） ER/C COLLET (OIL HOLE TYPE)

精度5 μ /8 μ Integrated precision 5 μ //8 μ

◇ 材料：JIS-SUJ2
◇ 硬度：46-50HRC

◇ Material:JIS-SUJ2
◇ Hardness：46-50HRC

精度8 μ Integrated precision 8 μ

◎ 利用沟槽差异，达到周围止水，仅中心出水的功能
◎ 适用于夹持有出水孔的刀具
◎ 最高可承受水压30Mpa
◎ 非标准孔可订制

◎ Differences in the use of grooves to reach around the sealing
◎ Central water feature only applies to folders to hold the water hole tool
◎ Canwithstand water pressure 30Mpa
◎ Non-standard holes can be customized.





20个弹性槽 20slot 收缩量： 0.5

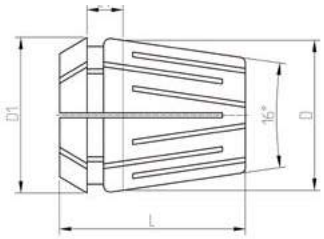

16个弹性槽 16slot

16个弹性槽的无收缩范围

型号 Model No.	d	夹持范围 Range	D	D1	L	L1	槽数 Slot
ER11C	3~7	0.1	11	11.5	18	3.8	16
ER16C	3≤d<6	0.1	16	17	27.5	6.26	16
	6~10	0.5					20
ER20C	3≤d<6	0.1	20	21	31.5	6.36	16
	6~13	0.5					20
ER25C	3≤d<6	0.1	25	26	34	6.66	16
	6~16	0.5					20
ER32C	3≤d<8	0.1	32	33	40	7.16	16
	8~20	0.5					20
ER40C	4≤d<10	0.1	40	41	46	7.66	16
	10~26	0.5					20
ER50C	12~34	0.5	50	52	60	12.6	20

精度检测 Inspection of Accuracy

L		d	径向跳动Run out	
DIN6499B	CD标准 CDStandard		A级 A class	AA级 AA class
16	20	3.0-6.0	≤0.008	≤0.005
25	30	6.0-10.0		
40	48	10.0-18.0		
50	60	18.0-27.0		
60	72	27.0-34.0	≤0.015	≤0.01

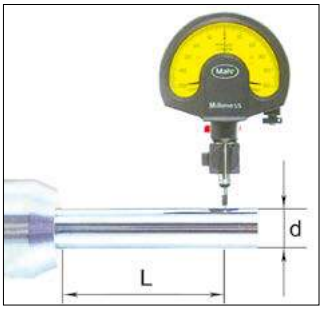

高精度ER铣夹头系列 HIGH ACCURACY ER MILLING CHUCK SERIES

CD0102-03 ER/C止水筒夹（内冷式） ER/C COLLET (OIL HOLE TYPE)

ER11C		
订货号 Order No.	规 格 Type	夹持范围 Range
CD010203.11030	ER11C-3	3-2.9
CD010203.11040	ER11C-4	4-3.9
CD010203.11045	ER11C-4.5	4.5-4.4
CD010203.11050	ER11C-5	5-4.9
CD010203.11055	ER11C-5.5	5.5-5.4
CD010203.11060	ER11C-6	6-5.9
CD010203.11065	ER11C-6.5	6.5-6.4
CD010203.11070	ER11C-7	7-6.9

ER16C		
订货号 Order No.	规 格 Type	夹持范围 Range
CD010203.16030	ER16C-3	3-2.9
CD010203.16040	ER16C-4	4-3.9
CD010203.16045	ER16C-4.5	4.5-4.4
CD010203.16050	ER16C-5	5-4.9
CD010203.16055	ER16C-5.5	5.5-5.4
CD010203.16060	ER16C-6	6-5.5
CD010203.16065	ER16C-6.5	6.5-6
CD010203.16070	ER16C-7	7-6.5
CD010203.16075	ER16C-7.5	7.5-7
CD010203.16080	ER16C-8	8-7.5
CD010203.16085	ER16C-8.5	8.5-8
CD010203.16090	ER16C-9	9-8.5
CD010203.16095	ER16C-9.5	9.5-9
CD010203.16100	ER16C-10	10-9.5

ER20C		
订货号 Order No.	规 格 Type	夹持范围 Range
CD010203.20030	ER20C-3	3-2.9
CD010203.20040	ER20C-4	4-3.9
CD010203.20050	ER20C-5	5-4.9
CD010203.20055	ER20C-5.5	5.5-5.4
CD010203.20060	ER20C-6	6-5.5
CD010203.20065	ER20C-6.5	6.5-6
CD010203.20070	ER20C-7	7-6.5
CD010203.20075	ER20C-7.5	7.5-7
CD010203.20080	ER20C-8	8-7.5
CD010203.20085	ER20C-8.5	8.5-8
CD010203.20090	ER20C-9	9-8.5
CD010203.20095	ER20C-9.5	9.5-9
CD010203.20100	ER20C-10	10-9.5
CD010203.20105	ER20C-10.5	10.5-10
CD010203.20110	ER20C-11	11-10.5
CD010203.20115	ER20C-11.5	11.5-11
CD010203.20120	ER20C-12	12-11.5
CD010203.20125	ER20C-12.5	12.5-12
CD010203.20130	ER20C-13	13-12.5

ER25C		
订货号 Order No.	规 格 Type	夹持范围 Range
CD010203.25030	ER25C-3	3-2.9
CD010203.25040	ER25C-4	4-3.9
CD010203.25050	ER25C-5	5-4.9
CD010203.25060	ER25C-6	6-5.5
CD010203.25065	ER25C-6.5	6.5-6
CD010203.25070	ER25C-7	7-6.5
CD010203.25075	ER25C-7.5	7.5-7
CD010203.25080	ER25C-8	8-7.5
CD010203.25085	ER25C-8.5	8.5-8
CD010203.25090	ER25C-9	9-8.5
CD010203.25095	ER25C-9.5	9.5-9
CD010203.25100	ER25C-10	10-9.5
CD010203.25105	ER25C-10.5	10.5-10
CD010203.25110	ER25C-11	11-10.5
CD010203.25115	ER25C-11.5	11.5-11
CD010203.25120	ER25C-12	12-11.5
CD010203.25125	ER25C-12.5	12.5-12
CD010203.25130	ER25C-13	13-12.5
CD010203.25135	ER25C-13.5	13.5-13
CD010203.25140	ER25C-14	14-13.5
CD010203.25145	ER25C-14.5	14.5-14
CD010203.25150	ER25C-15	15-14.5
CD010203.25155	ER25C-15.5	15.5-15
CD010203.25160	ER25C-16	16-15.5

ER32C		
订货号 Order No.	规 格 Type	夹持范围 Range
CD010203.32030	ER32C-3	3-2.9
CD010203.32040	ER32C-4	4-3.9
CD010203.32050	ER32C-5	5-4.9
CD010203.32060	ER32C-6	6-5.9
CD010203.32070	ER32C-7	7-6.9
CD010203.32080	ER32C-8	8-7.5
CD010203.32085	ER32C-8.5	8.5-8
CD010203.32090	ER32C-9	9-8.5
CD010203.32095	ER32C-9.5	9.5-9
CD010203.32100	ER32C-10	10-9.5
CD010203.32105	ER32C-10.5	10.5-10
CD010203.32110	ER32C-11	11-10.5
CD010203.32115	ER32C-11.5	11.5-11
CD010203.32120	ER32C-12	12-11.5
CD010203.32125	ER32C-12.5	12.5-12
CD010203.32130	ER32C-13	13-12.5
CD010203.32135	ER32C-13.5	13.5-13
CD010203.32140	ER32C-14	14-13.5
CD010203.32145	ER32C-14.5	14.5-14
CD010203.32150	ER32C-15	15-14.5
CD010203.32155	ER32C-15.5	15.5-15
CD010203.32160	ER32C-16	16-15.5
CD010203.32165	ER32C-16.5	16.5-16
CD010203.32170	ER32C-17	17-16.5
CD010203.32175	ER32C-17.5	17.5-17
CD010203.32180	ER32C-18	18-17.5
CD010203.32185	ER32C-18.5	18.5-18
CD010203.32190	ER32C-19	19-18.5
CD010203.32195	ER32C-19.5	19.5-19
CD010203.32200	ER32C-20	20-19.5

注：订购ER/C止水筒夹时，请注明筒夹弹性槽数及精度等级。 Note:When ordering,please specify the collet slot and grade

高精度ER铣夹头系列 HIGH ACCURACY ER MILLING CHUCK SERIES

CD0102–03 ER/C止水筒夹（内冷式）ER/C COLLET (OIL HOLE TYPE)

ER40C		
订货号 Order No.	规 格 Type	夹持范围 Range
CD010203.40040	ER40C–4	4–3.9
CD010203.40050	ER40C–5	5–4.9
CD010203.40060	ER40C–6	6–5.9
CD010203.40070	ER40C–7	7–6.9
CD010203.40080	ER40C–8	8–7.9
CD010203.40090	ER40C–9	9–8.9
CD010203.40100	ER40C–10	10–9.5
CD010203.40105	ER40C–10.5	10.5–10
CD010203.40110	ER40C–11	11–10.5
CD010203.40115	ER40C–11.5	11.5–11
CD010203.40120	ER40C–12	12–11.5
CD010203.40125	ER40C–12.5	12.5–12
CD010203.40130	ER40C–13	13–12.5
CD010203.40135	ER40C–13.5	13.5–13
CD010203.40140	ER40C–14	14–13.5
CD010203.40145	ER40C–14.5	14.5–14
CD010203.40150	ER40C–15	15–14.5
CD010203.40155	ER40C–15.5	15.5–15
CD010203.40160	ER40C–16	16–15.5
CD010203.40165	ER40C–16.5	16.5–16
CD010203.40170	ER40C–17	17–16.5
CD010203.40175	ER40C–17.5	17.5–17
CD010203.40180	ER40C–18	18–17.5
CD010203.40185	ER40C–18.5	18.5–18
CD010203.40190	ER40C–19	19–18.5
CD010203.40195	ER40C–19.5	19.5–19
CD010203.40200	ER40C–20	20–19.5
CD010203.40205	ER40C–20.5	20.5–20
CD010203.40210	ER40C–21	21–20.5
CD010203.40215	ER40C–21.5	21.5–21
CD010203.40220	ER40C–22	22–21.5
CD010203.40225	ER40C–22.5	22.5–22
CD010203.40230	ER40C–23	23–22.5
CD010203.40235	ER40C–23.5	23.5–23
CD010203.40240	ER40C–24	24–23.5
CD010203.40245	ER40C–24.5	24.5–24
CD010203.40250	ER40C–25	25–24.5
CD010203.40255	ER40C–25.5	25.5–25
CD010203.40260	ER40C–26	26–25.5

ER50C		
订货号 Order No.	规 格 Type	夹持范围 Range
CD010203.50120	ER50C–12	12–11.5
CD010203.50140	ER50C–14	14–13.5
CD010203.50160	ER50C–16	16–15.5
CD010203.50165	ER50C–16.5	16.5–16
CD010203.50170	ER50C–17	17–16.5
CD010203.50175	ER50C–17.5	17.5–17
CD010203.50180	ER50C–18	18–17.5
CD010203.50185	ER50C–18.5	18.5–18
CD010203.50190	ER50C–19	19–18.5
CD010203.50195	ER50C–19.5	19.5–19
CD010203.50200	ER50C–20	20–19.5
CD010203.50205	ER50C–20.5	20.5–20
CD010203.50210	ER50C–21	21–20.5
CD010203.50215	ER50C–21.5	21.5–21
CD010203.50220	ER50C–22	22–21.5
CD010203.50225	ER50C–22.5	22.5–22
CD010203.50230	ER50C–23	23–22.5
CD010203.50235	ER50C–23.5	23.5–23
CD010203.50240	ER50C–24	24–23.5
CD010203.50245	ER50C–24.5	24.5–24
CD010203.50250	ER50C–25	25–24.5
CD010203.50255	ER50C–25.5	25.5–25
CD010203.50260	ER50C–26	26–25.5
CD010203.50265	ER50C–26.5	26.5–26
CD010203.50270	ER50C–27	27–26.5
CD010203.50275	ER50C–27.5	27.5–27
CD010203.50280	ER50C–28	28–27.5
CD010203.50285	ER50C–28.5	28.5–28
CD010203.50290	ER50C–29	29–28.5
CD010203.50295	ER50C–29.5	29.5–29
CD010203.50300	ER50C–30	30–29.5
CD010203.50305	ER50C–30.5	30.5–30
CD010203.50310	ER50C–31	31–30.5
CD010203.50315	ER50C–31.5	31.5–31
CD010203.50320	ER50C–32	32–31.5
CD010203.50325	ER50C–32.5	32.5–32
CD010203.50330	ER50C–33	33–32.5
CD010203.50335	ER50C–33.5	33.5–33
CD010203.50340	ER50C–34	34–33.5

注：订购ER/C止水筒夹时，请注明筒夹弹性槽数及精度等级。Note:When ordering,please specify the collet slot and grade

CD0102–03 ER/C筒夹 DIN6499B ER/C COLLET DIN6499B

ER11C		ER16C		ER20C		ER25C	
订货号 Order No.	型 号 Model No.	订货号 Order No.	型 号 Model No.	订货号 Order No.	型 号 Model No.	订货号 Order No.	型 号 Model No.
CD010203.11032	ER11C–1/8	CD010203.16032	ER16C–1/8	CD010203.20032	ER20C–1/8	CD010203.25032	ER25C–1/8
CD010203.11036	ER11C–9/64	CD010203.16036	ER16C–9/64	CD010203.20036	ER20C–9/64	CD010203.25036	ER25C–9/64
CD010203.11039	ER11C–5/32	CD010203.16039	ER16C–5/32	CD010203.20039	ER20C–5/32	CD010203.25039	ER25C–5/32
CD010203.11044	ER11C–11/64	CD010203.16044	ER16C–11/64	CD010203.20044	ER20C–11/64	CD010203.25044	ER25C–11/64
CD010203.11048	ER11C–3/16	CD010203.16048	ER16C–3/16	CD010203.20048	ER20C–3/16	CD010203.25048	ER25C–3/16
CD010203.11052	ER11C–13/64	CD010203.16052	ER16C–13/64	CD010203.20052	ER20C–13/64	CD010203.25052	ER25C–13/64
CD010203.11056	ER11C–7/32	CD010203.16056	ER16C–7/32	CD010203.20056	ER20C–7/32	CD010203.25056	ER25C–7/32
CD010203.11059	ER11C–15/64	CD010203.16059	ER16C–15/64	CD010203.20059	ER20C–15/64	CD010203.25059	ER25C–15/64
CD010203.11064	ER11C–1/4	CD010203.16064	ER16C–1/4	CD010203.20064	ER20C–1/4	CD010203.25064	ER25C–1/4
CD010203.11067	ER11C–17/64	CD010203.16067	ER16C–17/64	CD010203.20067	ER20C–17/64	CD010203.25067	ER25C–17/64
		CD010203.16071	ER16C–9/32	CD010203.20071	ER20C–9/32	CD010203.25071	ER25C–9/32
		CD010203.16075	ER16C–19/64	CD010203.20075	ER20C–19/64	CD010203.25075	ER25C–19/64
		CD010203.16079	ER16C–5/16	CD010203.20079	ER20C–5/16	CD010203.25079	ER25C–5/16
		CD010203.16083	ER16C–21/64	CD010203.20083	ER20C–21/64	CD010203.25083	ER25C–21/64
		CD010203.16087	ER16C–11/32	CD010203.20087	ER20C–11/32	CD010203.25087	ER25C–11/32
		CD010203.16091	ER16C–23/64	CD010203.20091	ER20C–23/64	CD010203.25091	ER25C–23/64
		CD010203.16095	ER16C–3/8	CD010203.20095	ER20C–3/8	CD010203.25095	ER25C–3/8
				CD010203.20099	ER20C–25/64	CD010203.25099	ER25C–25/64
				CD010203.20103	ER20C–13/32	CD010203.25103	ER25C–13/32
				CD010203.20107	ER20C–27/64	CD010203.25107	ER25C–27/64
				CD010203.20111	ER20C–7/16	CD010203.25111	ER25C–7/16
				CD010203.20115	ER20C–29/64	CD010203.25115	ER25C–29/64
				CD010203.20119	ER20C–15/32	CD010203.25119	ER25C–15/32
				CD010203.20123	ER20C–31/64	CD010203.25123	ER25C–31/64
				CD010203.20127	ER20C–1/2	CD010203.25127	ER25C–1/2
				CD010203.20131	ER20C–33/64	CD010203.25131	ER25C–33/64
						CD010203.25135	ER25C–17/32
						CD010203.25139	ER25C–35/64
						CD010203.25143	ER25C–9/16
						CD010203.25147	ER25C–37/64
						CD010203.25151	ER25C–19/32
						CD010203.25155	ER25C–39/64
						CD010203.25159	ER25C–5/8

高精度ER铣夹头系列 HIGH ACCURACY ER MILLING CHUCK SERIES

CD0102–03 ER/C 筒夹 DIN6499B ER COLLET DIN6499B

ER32C		ER40C		ER50C	
订货号 Order No.	型 号 Model No.	订货号 Order No.	型 号 Model No.	订货号 Order No.	型 号 Model No.
CD010203.32039	ER32C–5/32	CD010203.40039	ER40C–5/32	CD010203.50135	ER50C–17/32
CD010203.32048	ER32C–3/16	CD010203.40048	ER40C–3/16	CD010203.50143	ER50C–9/16
CD010203.32056	ER32C–7/32	CD010203.40056	ER40C–7/32	CD010203.50151	ER50C–19/32
CD010203.32064	ER32C–1/4	CD010203.40064	ER40C–1/4	CD010203.50159	ER50C–5/8
CD010203.32071	ER32C–9/32	CD010203.40071	ER40C–9/32	CD010203.50167	ER50C–21/32
CD010203.32079	ER32C–5/16	CD010203.40079	ER40C–5/16	CD010203.50175	ER50C–11/16
CD010203.32087	ER32C–11/32	CD010203.40087	ER40C–11/32	CD010203.50183	ER50C–23/32
CD010203.32095	ER32C–3/8	CD010203.40095	ER40C–3/8	CD010203.50191	ER50C–3/4
CD010203.32103	ER32C–13/32	CD010203.40103	ER40C–13/32	CD010203.50198	ER50C–25/32
CD010203.320111	ER32C–7/16	CD010203.40111	ER40C–7/16	CD010203.50206	ER50C–13/16
CD010203.320119	ER32C–15/32	CD010203.40119	ER40C–15/32	CD010203.50214	ER50C–27/32
CD010203.320127	ER32C–1/2	CD010203.40127	ER40C–1/2	CD010203.50222	ER50C–7/8
CD010203.320135	ER32C–17/32	CD010203.40135	ER40C–17/32	CD010203.50231	ER50C–29/32
CD010203.320143	ER32C–9/16	CD010203.40143	ER40C–9/16	CD010203.50238	ER50C–15/16
CD010203.320151	ER32C–19/32	CD010203.40151	ER40C–19/32	CD010203.50246	ER50C–31/32
CD010203.320159	ER32C–5/8	CD010203.40159	ER40C–5/8	CD010203.50254	ER50C–1 "
CD010203.320167	ER32C–21/32	CD010203.40167	ER40C–21/32	CD010203.50262	ER50C–1–1/32
CD010203.320175	ER32C–11/16	CD010203.40175	ER40C–11/16	CD010203.50258	ER50C–1–1/16
CD010203.320183	ER32C–23/32	CD010203.40183	ER40C–23/32	CD010203.50278	ER50C–1–3/32
CD010203.320191	ER32C–3/4	CD010203.40191	ER40C–3/4	CD010203.50286	ER50C–1–1/8
CD010203.320198	ER32C–25/32	CD010203.40198	ER40C–25/32	CD010203.50294	ER50C–1–5/32
		CD010203.40206	ER40C–13/16	CD010203.50302	ER50C–1–3/16
		CD010203.40214	ER40C–27/32	CD010203.50309	ER50C–1–7/32
		CD010203.40222	ER40C–7/8	CD010203.50318	ER50C–1–1/4
		CD010203.40231	ER40C–29/32	CD010203.50325	ER50C–1–9/32
		CD010203.40238	ER40C–15/16	CD010203.50333	ER50C–1–5/16
		CD010203.40246	ER40C–31/32		
		CD010203.40254	ER40C–1 "		

CHONGDE PRECISION MACHINERY 崇德精密機械

高精度ER铣夹头系列 HIGH ACCURACY ER MILLING CHUCK SERIES

CD0102–04 ER/C止水筒夹（内冷式）套装 ER/C COLLET(OIL HOLE TYPE)SET



◇订购时，请注明A级或AA级。
◇When ordering, please specify A class or AA class.
◇订购时，请注明外观光饰或涂层处理。
◇When ordering please specify the type of appearance: Polish or Chemical Nickel coated.
◇订购时，请注明使用木盒、铝合金盒或塑料盒。
◇When ordering,please specify use wooden,aluminum or plastic case.

订货号 Order No.	型号 Model No.	夹持能力 Capacity	规 格 Type	支/套 PCS/SET
CD010204.1108070	ER11C	3–7	3,4,4.5,5,5.5,6,6.5,7	8
CD010204.1608100	ER16C	3–10	3,4,5,6,7,8,9,10	8
CD010204.2011130	ER20C	3–13	3,4,5,6,7,8,9,10,11,12,13	11
CD010204.2514160	ER25C	3–16	3,4,5,6,7,8,9,10,11,12,13,14,15,16	14
CD010204.3218200	ER32C	3–20	3,4,5,6,7,8,9,10,11,12,13,14,15,16, 17,18,19,20	18
CD010204.4023260	ER40C	4–26	4,5,6,7,8,9,10,11,12,13,14,15,16,17,18, 19,20,21,22,23,24,25,26	23
CD010204.5012340	ER50C	12–34	12,14,16,18,20,22,24,26,28,30,32,34	12

订货号 Order No.	型号 Model No.	夹持能力 Capacity	规 格 Type	支/套 PCS/SET
CD010204.1108064	ER11C	1/8–1/4	1/8,9/64,5/32,3/16,7/32,15/64,1/4	7
CD010204.1608090	ER16C	1/8–3/8	1/8,5/32,3/16,7/32,1/4,9/32,5/16,3/8	8
CD010204.2011013	ER20C	1/8–1/2	1/8,5/32,3/16,7/32,1/4,9/32,5/16,3/8,13/32,7/16,1/2	11
CD010204.2514016	ER25C	1/8–5/8	1/8,5/32,3/16,7/32,1/4,9/32,5/16,11/32, 3/8,13/32,7/16,1/2,9/16,5/8	14
CD010204.3218019	ER32C	5/32–3/4	5/32,3/16,7/32,1/4,9/32,5/16,11/32,3/8,13/32, 7/16,15/32,1/2,17/32,9/16,19/32,5/8,11/16,3/4	18
CD010204.4023025	ER40C	5/32–1	5/32,3/16,7/32,1/4,9/32,5/16,11/32,3/8,13/32, 7/16,15/32,1/2,17/32,9/16,19/32,5/8,21/32, 11/16,3/4,13/16,7/8,15/16,1 "	23
CD010204.5012025	ER50C	17/32–1	17/32,9/16,19/32,5/8,21/32,11/16, 23/32,3/4,13/16,7/8,15/16,1 "	12

高精度ER铣夹头系列 HIGH ACCURACY ER MILLING CHUCK SERIES

CD0102–05 ERG型攻丝筒夹 ERG TAP COLLET



◎ 材料：JIS–SUJ2
◎ Material：JIS–SUJ2
◎ 硬度：46–50HRC
◎ Hardness：46–50HRC

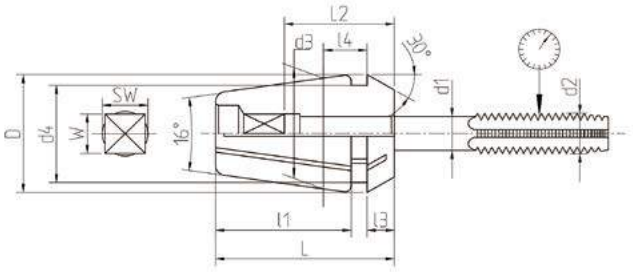

型号 Model No.	D	d3	d4	L	l1	l3	l4	Capacity
ER16G	17	16	13.8	27.5	20.8	4.0	6.26	M2~M12
ER20G	21	20	17.4	31.5	23.9	4.8	6.36	M3~M17
ER25G	26	25	22	34	25.9	5.0	6.66	M3~M22
ER32G	33	32	29.2	40	31.8	5.5	7.16	M3~M27
ER40G	42	40	36.2	46	35.5	7	7.66	M3~M27
ER50G	52	50	46	60	46	8.5	12.6	M6~M36

精度检测 Inspection of Accuracy

L5	d1	径向跳动Run out	
		8槽 8slot	16槽 16 slot
6	1.0–1.4	≤0.02	≤0.008
10	1.5–2.9		
16	3.0–5.9		
25	6.0–9.9		
40	10.0–17.9		
50	18.0–26.9		
60	27.0–34		

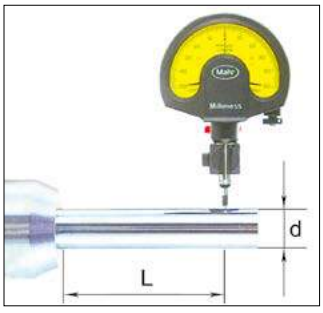

CD0102–05 ERG型攻丝筒夹 ERG TAP COLLET

ER16G

订货号 Order No.	d1	W□	d2	SW	通用标准	L2
CD010205.1622018	2.24	1.8	M3	2	ISO	15
CD010205.1625021	2.5	2.1	M3.5	2.2	DIN376	
CD010205.1625020	2.5	2.0	M3.5		ISO	
CD010205.1628021	2.8	2.1	M4	2.6	DIN376	
CD010205.1630025	3	2.5	M2	2.8	JIS	18
CD010205.1632025	3.15		M3	2.9	ISO	
			M4	2.9	ISO	
CD010205.1635027	3.5	2.7	M3	3.3	DIN371	
			M5	3.3	DIN376	
CD010205.1636028	3.55	2.8	M3.5	3.3	ISO	
			M4.5	3.3	ISO	
CD010205.1640030	4	3	M3.5	3.8	DIN371	
CD010205.1640032	4	3.1	M3		JIS	
CD010205.1640032	4	3.15	M4		ISO	
			M5		ISO	
CD010205.1645034	4.5	3.4	M4	4.3	DIN371	
			M6		DIN376	
CD010205.1645036	4.5	3.55	M6		ISO	
CD010205.1650040	5	4	M4	4.7	JIS	
			M4.5		JIS	
			M5		ISO	
CD010205.1655043	5.5	4.3	M7	4.37	DIN376	
CD010205.1655045	5.5	4.5	M5		JIS	
			M5.5		JIS	
CD010205.1660045	6	4.5	M6	5.09	JIS	
CD010205.1660049	6	4.9	M5		DIN371	
			M6		DIN371	
			M8		DIN376	
CD010205.1662050	6.2	5	M7	5.21	JIS	
			M8	5.21	JIS	
CD010205.1663050	6.3	5	M6	5.21	ISO	
			M8	5.21	ISO	
CD010205.1670055	7	5.5	M9	5.84	JIS	
			M10	5.84	JIS	
			M10	5.84	DIN376	
CD010205.1680060	8	6	M11	6.88	JIS	22
CD010205.1680062	8	6.2	M8		DIN371	
CD010205.1680063	8	6.3	M8		ISO	
		6.3	M10		ISO	
CD010205.1685065	8.5	6.5	M12	7.14	JIS	
CD010205.1690070	9	7	M12	7.95	DIN376	
CD010205.1690071	9	7.1	M12		ISO	
CD010205.1610080	10	8	M10	9.16	ISO	
			M10	9.16	DIN371	25

ER20G

订货号 Order No.	d1	W□	d2	SW	通用标准	L2
CD010205.2022018	2.24	1.8	M3	2	ISO529	15
CD010205.2025021	2.5	2.1	M3.5	2.2	DIN376	
CD010205.2025020	2.5	2.0	M3.5		ISO529	
CD010205.2028021	2.8	2.1	M4	2.6	DIN376	
CD010205.2030025	3	2.5	M2	2.8	JIS	18
CD010205.2032025	3.15		M3	2.9	ISO	
			M4	2.9	ISO	
CD010205.2035027	3.5	2.7	M3	3.3	DIN371	
			M5	3.3	DIN376	
CD010205.2036028	3.55	2.8	M3.5	3.3	ISO	
			M4.5	3.3	ISO	
CD010205.2040030	4	3	M3.5	3.8	DIN371	
CD010205.2040032	4	3.1	M3		JIS	
CD010205.2040032	4	3.15	M4		ISO	
			M5		ISO	
CD010205.2045034	4.5	3.4	M4	4.3	DIN371	
			M6		DIN376	
CD010205.2045036	4.5	3.55	M6		ISO	
CD010205.2050040	5	4	M4	4.7	JIS	
			M4.5		JIS	
			M5		ISO	
CD010205.2055043	5.5	4.3	M7	4.37	DIN376	
CD010205.2055045	5.5	4.5	M5		JIS	
			M5.5		JIS	
CD010205.2060045	6	4.5	M6	5.09	JIS	
CD010205.2060049	6	4.9	M5		DIN371	
			M6		DIN371	
			M8		DIN376	
CD010205.2062050	6.2	5	M7	5.21	JIS	
			M8	5.21	JIS	
CD010205.2063050	6.3	5	M6	5.21	ISO	
			M8	5.21	ISO	
CD010205.2070055	7	5.5	M9	5.84	JIS	
			M10	5.84	JIS	
			M10	5.84	DIN376	
CD010205.2080060	8	6	M11	6.88	JIS	22
CD010205.2080062	8	6.2	M8		DIN371	
CD010205.2080063	8	6.3	M8		ISO	
		6.3	M10		ISO	
CD010205.2085065	8.5	6.5	M12	7.14	JIS	
CD010205.2090070	9	7	M12	7.95	DIN376	
CD010205.2090071	9	7.1	M12		ISO	
CD010205.2010080	10	8	M10	9.16	ISO	
			M10		DIN371	25
CD010205.2011080	10.5	8	M14		JIS	
			M15		JIS	
CD010205.2011090	11	9	M14	10.53	DIN376	
CD010205.2010090	11.2	9	M14	10.53	ISO	
CD010205.2012090	12	9	M16	10.53	DIN376	
CD010205.2012100	12.5	10	M16	11.91	ISO	
			M16	11.91	JIS	
CD010205.2013100	13	10	M17	11.91	JIS	

◇ 订购时，请注明攻丝筒夹精度和槽数。
◇ Note:When ordering,please specify the collet grade.

高精度ER铣夹头系列 HIGH ACCURACY ER MILLING CHUCK SERIES

CD0102–05 ERG型攻丝筒夹 ERG TAP COLLET

ER25G

订货号 Order No.	d1	W□	d2	SW	通用标准	L2
CD010205.2522018	2.24	1.8	M3	2	ISO529	15
CD010205.2525021	2.5	2.1	M3.5	2.2	DIN376	
CD010205.2525020	2.5	2.0	M3.5		ISO529	
CD010205.2528021	2.8	2.1	M4	2.6	DIN376	
CD010205.2530025	3	2.5	M2	2.8	JIS	18
CD010205.2532025	3.15		M3	2.9	ISO	
			M4	2.9	ISO	
CD010205.2535027	3.5	2.7	M3	3.3	DIN371	
			M5	3.3	DIN376	
CD010205.2536028	3.55	2.8	M3.5	3.3	ISO	
			M4.5	3.3	ISO	
CD010205.2540030	4	3	M3.5	3.8	DIN371	
CD010205.2540032	4	3.1	M3		JIS	
CD010205.2540032	4	3.15	M4		ISO	
			M5		ISO	
CD010205.2545034	4.5	3.4	M4	4.3	DIN371	
			M6		DIN376	
CD010205.2545036	4.5	3.55	M6		ISO	
CD010205.2550040	5	4	M4	4.7	JIS	
			M4.5		JIS	
			M5		ISO	
CD010205.2555043	5.5	4.3	M7	4.37	DIN376	
CD010205.2555045	5.5	4.5	M5		JIS	
			M5.5		JIS	
CD010205.2560045	6	4.5	M6	5.09	JIS	
CD010205.2560049	6	4.9	M5		DIN371	
			M6		DIN371	
			M8		DIN376	
CD010205.2562050	6.2	5	M7	5.21	JIS	
			M8	5.21	JIS	
CD010205.2563050	6.3	5	M6	5.21	ISO	
			M8	5.21	ISO	
CD010205.2570055	7	5.5	M9	5.84	JIS	
			M10	5.84	JIS	
			M10	5.84	DIN376	
CD010205.2580060	8	6	M11	6.88	JIS	22
CD010205.2580062	8	6.2	M8		DIN371	
CD010205.2580063	8	6.3	M8		ISO	
		6.3	M10		ISO	
CD010205.2585065	8.5	6.5	M12	7.14	JIS	
CD010205.2590070	9	7	M12	7.95	DIN376	
CD010205.2590071	9	7.1	M12		ISO	
CD010205.2510080	10	8	M10	9.16	ISO	
			M10		DIN371	25
CD010205.2511080	10.5	8	M14		JIS	
			M15		JIS	
CD010205.2511090	11	9	M14	10.53	DIN376	
CD010205.2510090	11.2	9	M14	10.53	ISO	
CD010205.2512090	12	9	M16	10.53	DIN376	
CD010205.2512100	12.5	10	M16	11.91	ISO	
			M16	11.91	JIS	
CD010205.2513100	13	10	M17	11.91	JIS	
CD010205.2514110	14	11	M18	12.97	JIS	28
			M18		DIN376	
CD010205.2514112	14	11.2	M18		ISO	
			M20		ISO	
CD010205.2515120	15	12	M20	14.06	JIS	
CD010205.2516120	16	12	M20		DIN376	
CD010205.2516125	16	12.5	M22		ISO	

ER32G

订货号 Order No.	d1	W□	d2	SW	通用标准	L2
CD010205.3222018	2.24	1.8	M3	2	ISO529	15
CD010205.3225021	2.5	2.1	M3.5	2.2	DIN376	
CD010205.3225020	2.5	2.0	M3.5		ISO529	
CD010205.3228021	2.8	2.1	M4	2.6	DIN376	
CD010205.3230025	3	2.5	M2	2.8	JIS	18
CD010205.3232025	3.15		M3	2.9	ISO	
			M4	2.9	ISO	
CD010205.3235027	3.5	2.7	M3	3.3	DIN371	
			M5	3.3	DIN376	
CD010205.3236028	3.55	2.8	M3.5	3.3	ISO	
			M4.5	3.3	ISO	
CD010205.3240030	4	3	M3.5	3.8	DIN371	
CD010205.3240032	4	3.1	M3		JIS	
CD010205.3240032	4	3.15	M4		ISO	
			M5		ISO	
CD010205.3245034	4.5	3.4	M4	4.3	DIN371	
			M6		DIN376	
CD010205.3245036	4.5	3.55	M6		ISO	
CD010205.3250040	5	4	M4	4.7	JIS	
			M4.5		JIS	
			M5		ISO	
CD010205.3255043	5.5	4.3	M7	4.37	DIN376	
CD010205.3255045	5.5	4.5	M5		JIS	
			M5.5		JIS	
CD010205.3260045	6	4.5	M6	5.09	JIS	
CD010205.3260049	6	4.9	M5		DIN371	
			M6		DIN371	
			M8		DIN376	
CD010205.3262050	6.2	5	M7	5.21	JIS	
			M8	5.21	JIS	
CD010205.3263050	6.3	5	M6	5.21	ISO	
			M8	5.21	ISO	
CD010205.3270055	7	5.5	M9	5.84	JIS	
			M10	5.84	JIS	
			M10	5.84	DIN376	
CD010205.3280060	8	6	M11	6.88	JIS	22
CD010205.3280062	8	6.2	M8		DIN371	
CD010205.3280063	8	6.3	M8		ISO	
		6.3	M10		ISO	
CD010205.3285065	8.5	6.5	M12	7.14	JIS	
CD010205.3290070	9	7	M12	7.95	DIN376	
CD010205.3290071	9	7.1	M12		ISO	
CD010205.3210080	10	8	M10	9.16	ISO	
			M10		DIN371	25
CD010205.3211080	10.5	8	M14		JIS	
			M15		JIS	
CD010205.3211090	11	9	M14	10.53	DIN376	
CD010205.3210090	11.2	9	M14	10.53	ISO	
CD010205.3212090	12	9	M16	10.53	DIN376	
CD010205.3212100	12.5	10	M16	11.91	ISO	
			M16	11.91	JIS	
CD010205.3213100	13	10	M17	11.91	JIS	
CD010205.3214110	14	11	M18	12.97	JIS	28
			M18		DIN376	
CD010205.3214112	14	11.2	M18		ISO	
			M20		ISO	
CD010205.3215120	15	12	M20	14.06	JIS	
CD010205.3216120	16	12	M20		DIN376	
CD010205.3216125	16	12.5	M22		ISO	
CD010205.3217130	17	13	M22	15.44	JIS	33
CD010205.3218145	18	14.5	M22	17.52	DIN376	
			M24		DIN376	
CD010205.3218140	18	14	M24		ISO	
CD010205.3219150	19	15	M24	18.22	JIS	
			M25		JIS	
CD010205.3220150	20		M26	19.61	JIS	
			M27		JIS	

◇ 订购时，请注明攻丝筒夹精度。
◇ When ordering,please specify the collet grade.

CHONGDE PRECISION MACHINERY 崇德精密機械

高精度ER铣夹头系列 HIGH ACCURACY ER MILLING CHUCK SERIES

CD0102-05 ERG型攻丝筒夹 ERG TAP COLLET

ER40G

订货号 Order No.	d1	W□	d2	SW	通用标准	L2
CD010205.4022018	2.24	1.8	M3	2	ISO	15
CD010205.4025021	2.5	2.1	M3.5	2.2	DIN376	
CD010205.4025020	2.5	2.0	M3.5		ISO	
CD010205.4028021	2.8	2.1	M4	2.6	DIN376	
CD010205.4030025	3	2.5	M2	2.8	JIS	18
CD010205.4032025	3.15		M3	2.9	ISO	
			M4	2.9	ISO	
CD010205.4035027	3.5	2.7	M3	3.3	DIN371	
			M5	3.3	DIN376	
CD010205.4036028	3.55	2.8	M3.5	3.3	ISO	
			M4.5	3.3	ISO	
CD010205.4040030	4	3	M3.5	3.8	DIN371	
CD010205.4040032	4	3.1	M3		JIS	
CD010205.4040032	4	3.15	M4		ISO	
			M5		ISO	
CD010205.4045034	4.5	3.4	M4	4.3	DIN371	
			M6		DIN376	
CD010205.4045036	4.5	3.55	M6		ISO	
CD010205.4050040	5	4	M4	4.7	JIS	
			M4.5		JIS	
			M5		ISO	
CD010205.4055043	5.5	4.3	M7	4.37	DIN376	
CD010205.4055045	5.5	4.5	M5		JIS	
			M5.5		JIS	
CD010205.4060045	6	4.5	M6	5.09	JIS	
CD010205.4060049	6	4.9	M5		DIN371	
			M6		DIN371	
			M8		DIN376	
CD010205.4062050	6.2	5	M7	5.21	JIS	
			M8	5.21	JIS	
CD010205.4063050	6.3	5	M6	5.21	ISO	
			M8	5.21	ISO	
CD010205.4070055	7	5.5	M9	5.84	JIS	
			M10	5.84	JIS	
			M10	5.84	DIN376	
CD010205.4080060	8	6	M11	6.88	JIS	22
CD010205.4080062	8	6.2	M8		DIN371	
CD010205.4080063	8	6.3	M8		ISO	
		6.3	M10		ISO	
CD010205.4085065	8.5	6.5	M12	7.14	JIS	
CD010205.4090070	9	7	M12	7.95	DIN376	
CD010205.4090071	9	7.1	M12		ISO	
CD010205.4010080	10	8	M10	9.16	ISO	25
			M10		DIN371	
CD010205.4011080	10.5	8	M14		JIS	
			M15		JIS	
CD010205.4011090	11	9	M14	10.53	DIN376	
CD010205.4010090	11.2	9	M14	10.53	ISO	
CD010205.4012090	12	9	M16	10.53	DIN376	
CD010205.4012100	12.5	10	M16	11.91	ISO	
			M16	11.91	JIS	
CD010205.4013100	13	10	M17	11.91	JIS	
CD010205.4014110	14	11	M18	12.97	JIS	28
			M18		DIN376	
CD010205.4014112	14	11.2	M18		ISO	
			M20		ISO	
CD010205.4015120	15	12	M20	14.06	JIS	
CD010205.4016120	16	12	M20		DIN376	
CD010205.4016125	16	12.5	M22		ISO	
CD010205.4017130	17	13	M22	15.44	JIS	33
CD010205.4018145	18	14.5	M22	17.52	DIN376	
			M24		DIN376	
CD010205.4018140	18	14	M24		ISO	
CD010205.4019150	19	15	M24	18.22	JIS	
			M25		JIS	
CD010205.4020150	20		M26	19.61	JIS	
			M27		JIS	

ER50G

订货号 Order No.	d1	W□	d2	SW	通用标准	L2
CD010205.5060045	6	4.5	M6	5.09	JIS	18
CD010205.5060049	6	4.9	M5		DIN371	
			M6		DIN371	
			M8		DIN376	
CD010205.5062050	6.2	5	M7	5.21	JIS	
			M8	5.21	JIS	
CD010205.5063050	6.3	5	M6	5.21	ISO	
			M8	5.21	ISO	
CD010205.5070055	7	5.5	M9	5.84	JIS	
			M10	5.84	JIS	
			M10	5.84	DIN376	
CD010205.5080060	8	6	M11	6.88	JIS	22
CD010205.5080062	8	6.2	M8		DIN371	
CD010205.5080063	8	6.3	M8		ISO	
		6.3	M10		ISO	
CD010205.5085065	8.5	6.5	M12	7.14	JIS	
CD010205.5090070	9	7	M12	7.95	DIN376	
CD010205.5090071	9	7.1	M12		ISO	
CD010205.5010080	10	8	M10	9.16	ISO	25
			M10		DIN371	
CD010205.5011080	10.5	8	M14		JIS	
			M15		JIS	
CD010205.5011090	11	9	M14	10.53	DIN376	
CD010205.5010090	11.2	9	M14	10.53	ISO	
CD010205.5012090	12	9	M16	10.53	DIN376	
CD010205.5012100	12.5	10	M16	11.91	ISO	
			M16	11.91	JIS	
CD010205.5013100	13	10	M17	11.91	JIS	
CD010205.5014110	14	11	M18	12.97	JIS	28
			M18		DIN376	
CD010205.5014112	14	11.2	M18		ISO	
			M20		ISO	
CD010205.5015120	15	12	M20	14.06	JIS	
CD010205.5016120	16	12	M20		DIN376	
CD010205.5016125	16	12.5	M22		ISO	
CD010205.5017130	17	13	M22	15.44	JIS	33
CD010205.5018145	18	14.5	M22	17.52	DIN376	
	18	14.5	M24		DIN376	
CD010205.5018140	18	14	M24		ISO	
CD010205.5019150	19	15	M24	18.22	JIS	
			M25		JIS	
CD010205.5020150	20		M26	19.61	JIS	
			M27		JIS	
CD010205.5021170	21	17	M28	20.5	JIS	40
CD010205.5022180	22	18	M30	21.6	DIN376	
CD010205.5023180	22.4	18	M33	21.6	ISO	
CD010205.5023170	23	17	M30	20.5	JIS	
CD010205.5025190	25	19	M33	24.53	JIS	
CD010205.5025200	25	20	M36	24.53	ISO	
CD010205.5028210	28	21	M36	27	JIS	

◇ 订购时，请注明攻丝筒夹精度。
◇ When ordering,please specify the collet grade .

高精度ER铣夹头系列 HIGH ACCURACY ER MILLING CHUCK SERIES

CD0102–05 ERG型攻牙筒夹 英制规格 ERG RIGID TAP COLLET INCH SIZE

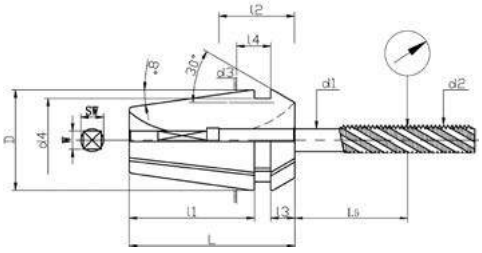



ER16G RIGID TAP COLLET

订货号 Order No.	d2	d1	SW	W□
CD010205.1643033	5/32	0.168 "	0.151 "	0.131 "
CD010205.1649039	3/16	0.194 "	0.180 "	0.152 "
CD010205.1656041	7/32	0.220 "	0.198 "	0.165 "
CD010205.1665049	1/4	0.255 "	0.198 "	0.191 "

ER20G RIGID TAP COLLET

订货号 Order No.	d2	d1	SW	W□
CD010205.2043033	5/32	0.168 "	0.151 "	0.131 "
CD010205.2049039	3/16	0.194 "	0.180 "	0.152 "
CD010205.2056041	7/32	0.220 "	0.198 "	0.165 "
CD010205.2065049	1/4	0.255 "	0.198 "	0.191 "
CD010205.2081060	5/16	0.318 "	0.258 "	0.238 "
CD010205.2082061	7/16	0.323 "	0.263 "	0.242 "
CD010205.2093070	1/2	0.367 "	0.307 "	0.275 "
CD010205.2097073	3/8	0.381 "	0.321 "	0.286 "
CD010205.2011082	9/16	0.429 "	0.370 "	0.322 "

ER32G RIGID TAP COLLET

订货号 Order No.	d2	d1	SW	W□
CD010205.3243033	5/32	0.168 "	0.151 "	0.131 "
CD010205.3249039	3/16	0.194 "	0.180 "	0.152 "
CD010205.3256041	7/32	0.220 "	0.198 "	0.165 "
CD010205.3265049	1/4	0.255 "	0.198 "	0.191 "
CD010205.3281060	5/16	0.318 "	0.258 "	0.238 "
CD010205.3282061	7/16	0.323 "	0.263 "	0.242 "
CD010205.3293070	1/2	0.367 "	0.307 "	0.275 "
CD010205.3297073	3/8	0.381 "	0.321 "	0.286 "
CD010205.3211082	9/16	0.429 "	0.370 "	0.322 "
CD010205.3211083	1/8PT	0.437 "	0.378 "	0.328 "
CD010205.3212091	5/8	0.480 "	0.422 "	0.360 "
CD010205.3214103	11/16	0.542 "	0.486 "	0.406 "
CD010205.3214106	1/4PT	0.562 "	0.483 "	0.421 "
CD010205.3215112	3/4	0.590 "	0.512 "	0.442 "
CD010205.3216124	13/16	0.649 "	0.576 "	0.489 "

ER25G RIGID TAP COLLET

订货号 Order No.	d2	d1	SW	W□
CD010205.2543033	5/32	0.168 "	0.151 "	0.131 "
CD010205.2549039	3/16	0.194 "	0.180 "	0.152 "
CD010205.2556041	7/32	0.220 "	0.198 "	0.165 "
CD010205.2565049	1/4	0.255 "	0.198 "	0.191 "
CD010205.2581060	5/16	0.318 "	0.258 "	0.238 "
CD010205.2582061	7/16	0.323 "	0.263 "	0.242 "
CD010205.2593070	1/2	0.367 "	0.307 "	0.275 "
CD010205.2597073	3/8	0.381 "	0.321 "	0.286 "
CD010205.2511082	9/16	0.429 "	0.370 "	0.322 "
CD010205.2511083	1/8PT	0.437 "	0.378 "	0.328 "
CD010205.2512091	5/8	0.480 "	0.422 "	0.360 "

ER40G RIGID TAP COLLET

订货号 Order No.	d2	d1	SW	W□
CD010205.4065049	1/4	0.255 "	0.198 "	0.191 "
CD010205.4081060	5/16	0.318 "	0.258 "	0.238 "
CD010205.4082061	7/16	0.323 "	0.263 "	0.242 "
CD010205.4093070	1/2	0.367 "	0.307 "	0.275 "
CD010205.4097073	3/8	0.381 "	0.321 "	0.286 "
CD010205.4011082	9/16	0.429 "	0.370 "	0.322 "
CD010205.4011083	1/8PT	0.437 "	0.378 "	0.328 "
CD010205.4012091	5/8	0.480 "	0.422 "	0.360 "
CD010205.4014103	11/16	0.542 "	0.486 "	0.406 "
CD010205.4014106	1/4PT	0.562 "	0.483 "	0.421 "
CD010205.4015112	3/4	0.590 "	0.512 "	0.442 "
CD010205.4016124	13/16	0.649 "	0.576 "	0.489 "
CD010205.4017130	1/2PT	0.687 "	0.612 "	0.515 "
CD010205.4016133	7/8	0.697 "	0.623 "	0.523 "
CD010205.4016135	3/8PT	0.700 "	0.634 "	0.531 "
CD010205.4016145	15/16	0.760 "	0.689 "	0.570 "
CD010205.4016152	1 "	0.800 "	0.730 "	0.600 "

◇ 订购时，请注明攻丝筒夹精度。
◇ When ordering,please specify the collet grade.

高速、高精度、高寿命ER螺帽

High speed high accuracy high durability ER nuts



ER螺帽综合特点：

◆材质:20CrMnTi；
◆热处理硬度：50–53HRC；
◆工序中做深冷处理及热时效处理，提高了精度及尺寸的稳定性；
◆螺纹与30° 斜面一次成型加工，螺纹的公差等级采用4H级，精度逐件检测；
◆预设动平衡 G2.5–20000rpm;G2.5–30000rpm;
◆表面采用喷砂涂层或抛光涂层处理，提高表面硬度、耐磨性，提高清洁度，防锈、防腐蚀更好，精度更稳定，表面更光滑，手感更舒适，外观更漂亮；

Comprehensive features of ER nut

◆Material: 20CrMnTi；
◆Heat treatment hardness:50–53HRC；
◆Cryogenic treatment and thermal aging treatment have improved the stability of accuracy and dimensions；
◆Thread and a slope of 30 degrees have once molding processed. The tolerance class of thread use 4H,accuracy detected one by one；
◆Pre–balance is G2.5–20000rpm,
G2.5–30000rpm；
◆Surface coating processing treatment, improve surface hardness and endurance, cleaness better, antirust, accuracy more stable, surface more smooth, feel comfortable, appearance nice.



深冷处理
Cryogenic treatment



时效处理
Thermal aging processing



精度检测
Inspection of Accuracy

高精度ER铣夹头系列 HIGH ACCURACY ER MILLING CHUCK SERIES

CD0103-07 ER螺帽（DIN 6499-B）ER NUT

订货号 Order No.	形 式 Type	型号 Model No.	D	L	T
CD010307.0813510	A	ER8A	13.5	11	M10x0.75P
CD010307.1119014		ER11A	19	11.3	M14x0.75P
CD010307.1628022		ER16A	28	17.5	M22x1.5P
CD010307.2034025		ER20A	34	19	M25x1.5P
CD010307.0812010	M	ER8M	12	11	M10x0.75P
CD010307.1116013		ER11M	16	12	M13x0.75P
CD010307.1622019		ER16M	22	18	M19x1.0P
CD010307.2028024		ER20M	28	19	M24x1.0P
CD010307.2535030		ER25M	35	20	M30x1.0P
CD010307.1632022	UM/ RD	ER16UM	32	17	M22x1.5P
CD010307.2035019		ER20UM	35	19	M25x1.5P
CD010307.2542032		ER25UM	42	20	M32x1.5P
CD010307.3250040		ER32UM	50	22.5	M40x1.5P
CD010307.4063050		ER40UM	63	25.5	M50x1.5P
CD010307.5078064		ER50UM	78	35.5	M64x2.0P
CD010307.1628022	KM/ RD	ER16KM	28	17.5	M22x1.5P
CD010307.2034025		ER20KM	34	19	M25x1.5P
CD010307.2542032		ER25KM	42	20	M32x1.5P
CD010307.3250040		ER32KM	50	22.5	M40x1.5P
CD010307.4063050		ER40KM	63	25.5	M50x1.5P
CD010307.5078064		ER50KM	78	35.5	M64x2.0P
CD010307.0812010	MS	ER8MS	12	10.8	M10x0.75P
CD010307.1116013		ER11MS	16	11.3	M13x0.75P
CD010307.1622019		ER16MS	22	17	M19x1.0P
CD010307.2028024		ER20MS	28	19	M24x1.0P
CD010307.2535030		ER25MS	35	23	M30x1.0P
CD010307.0820013	GER	GER8	12	13	M10x0.75P
CD010307.1120013		GER11	19.5	11.3	M13x0.75P
CD010307.1627019		GER16	27.1	23	M19x1.0P
CD010307.1622019		GER16B	22	18	M19x1.0P
CD010307.2033024		GER20	33	25	M24x1.0P
CD010307.2028024		GER20B	27.5	19	M24x1.0P
CD010307.2540030		GER25	40	26	M30x1.0P
CD010307.3250040		GER32	50	30	M40x1.0P
CD010307.1116018	NER	NER11	16	8	M18x1.0P
CD010307.1622024		NER16	22	11	M24x1.5P
CD010307.2026028		NER20	26	11	M28x1.5P
CD010307.2530032		NER25	30	12	M32x1.5P
CD010307.3238040		NER32	38	14	M40x1.5P

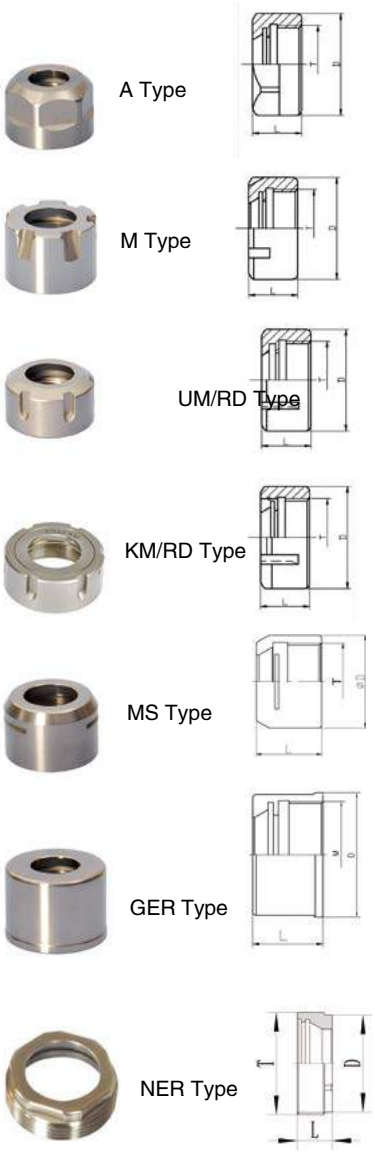

◎ 材质：20CrMnTi
◎ 硬度：50-53HRC
◎ 螺纹及30° 斜度一次成型加工，螺纹公差等级为4H级
◎ 精度：0.005mm
◎ 不同螺帽可预设动平衡
G6.3 18000rpm
G2.5 20000rpm、30000rpm
◎ Material: 20CrMnTi
◎ Hardness: 50-53HRC
◎ Screw and 30° inclination molding processing, the thread tolerance class 4H-class
◎ Accuracy: 0.005mm
◎ Default balancing
G6.3 18000rpm
G2.5 20000rpm、30000rpm

◇ 压帽与卡簧及刀具的正确安装 Mounting instruction for ERcollets and nuts

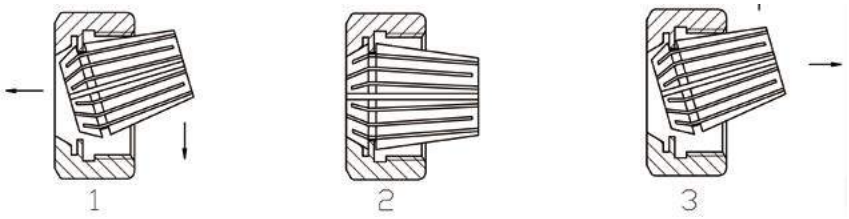

◎ 安装前请清洗卡簧及压帽
◎ 将夹头放入压帽内，轻轻转动卡簧，待压帽偏心部分凹入卡槽内，沿箭头方向均匀用力推动卡簧，即可装入压帽内。
◎ 将卡簧和压帽一起安装在夹头体或机床主轴内，把刀具圆柱柄部擦净后装入夹持孔内，使用扳手均匀用力紧固压帽直到刀具夹牢为止方可使用。（注意：切忌 在未安装刀具状态下紧固压帽，以免损坏夹头）
◎ 换刀时，用扳手松开压帽带出夹头及刀具，卸下刀具，沿箭头方向用力推动卡簧，使其退出，然后根据需要换上其它孔径的卡簧即可。
◎ Put the collet into the nut,turn the collet slightly.Push it into the nut at the offered direction evenly when the offset flange sinks into the undercut of the collet.
◎ Fix the nut and the collet on the spindle rotate the nut until the collet is in pressing,Wipe the straight shank of cutter ,and instert it into the pilot hole.Tighten the nut with a wrench till the cutter is clamped heavily (Caution:never tighten the nut without cutter in it for it will break).
◎ When changing the tool.Loosen the nut and it shall bring out the collet and the cutter together.And then draw the cutter out push out slightly the collet in the offered direction,it shall be ready for any change of the cutter.

高精度ER铣夹头系列 HIGH ACCURACY ER MILLING CHUCK SERIES

CD0104-01 ER扳手 ER SPANNER

A Type

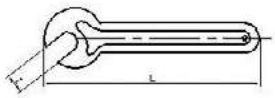

M Type

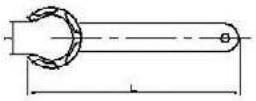

UM Type

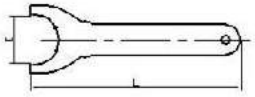

S Type

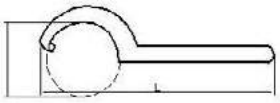

MR Type

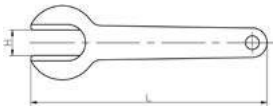

G Type

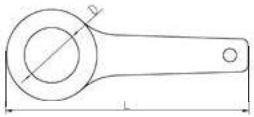



◆ER扳手材质:
45#或 65Mn等;
◆ER扳手热处理硬度:
40-45HRC;
◆ER扳手外观做喷砂涂层处理;

◆Material:
45#or 65Mn;
◆ER spanner Heat treatment hardness:
40-45HRC;
◆ER spanner appearance do sandblasting coating processing.

订货号 Order No.	型 式 Type	型号 Model No.	l	L	适用螺帽 Nut
CD010401.0813100	A	ER8A	13	100	ER8A
CD010401.1117110		ER11A	17	110	ER11A
CD010401.1625120		ER16A	25	120	ER16A
CD010401.2030130		ER20A	30	130	ER20A
CD010401.0875070	M	ER8M	7.5	70	ER8M
CD010401.1111090		ER11M	11	90	ER11M
CD010401.1615110		ER16M	15	110	ER16M
CD010401.2020120		ER20M	19.5	120	ER20M
CD010401.2525130		ER25M	25	130	ER25M
CD010401.1626180	UM	ER16UM	26	180	ER16UM
CD010401.2030190		ER20UM	30	190	ER20UM
CD010401.2537210		ER25UM	37	210	ER25UM
CD010401.3247250		ER32UM	46.5	250	ER32UM
CD010401.4058290		ER40UM	58	290	ER40UM
CD010401.5074350		ER50UM	74	350	ER50UM
CD010401.2552167	S	S/ER25	45-52	167	ER25UM
CD010401.3262190		S/ER32	55-62	190	ER32UM
CD010401.4072215		S/ER40	68-72	215	ER40UM
CD010401.5085262		S/ER50	78-85	262	ER50UM
CD010401.1110100	MR	ER11MR	10	100	ER11MS
CD010401.1615135		ER16MR	15	135	ER16MS
CD010401.2018160		ER20MR	18	160	ER20MS
CD010401.2523180		ER25MR	23	180	ER25MS
CD010401.0812120	G	GH12	12	120	GER8
CD010401.1120120		GH19	19.5	120	GER11
CD010401.1622150		GH22	22	120	GER16B
CD010401.1627150		GH27	27.1	150	GER16
CD010401.2028150		GH27.5	27.5	150	GER20B
CD010401.2033160		GH33	33	160	GER20
CD010401.2540181		GH40	40	181	GER25
CD010401.3250200		GH50	50	200	GER32

高精度ER铣夹头系列 HIGH ACCURACY ER MILLING CHUCK SERIES

CD0104–02 ER筒夹扭力扳手 TORQUE SPANNER

◎扳手材质：45#或65Mn;
◎热处理硬度：40–45HRC;
◎扳手外观喷砂涂层处理；
◎扭矩扳手结构简单，实用性强，性价比很高。可全面替代国外相关产品；
◎手柄人体工程学优化设计，握持舒适，降低高强度操作力矩扳手时产生的疲劳感;
◎操作方便、省时省力。

◎Material:45#or 65Mn；
◎Heat treatment hardness:40–45HRC;
◎Spanner surface coating process;
◎Torque spanner simple struture,strong practicability,High Quality And Inexpensive. Can fully replace foreign products;
◎Ergonomic design of the handle,grip comfort ,reduce the high–intensity operating torque spanner when fatigue;
◎Easy to use,saves time and effort.



订货号 Order No.	型式	型号 Type	I	L	适用螺帽 Nut	推荐扭矩	
CD010402.1117110	A	ER11A	17	110	ER11A	21	
CD010402.1625120		ER16A	25	120	ER16A	42	
CD010402.2030130		ER20A	30	130	ER20A	62	
CD010402.1111090	M	ER11M	11	90	ER11M	15	
CD010402.1615110		ER16M	15	110	ER16M	21	
CD010402.2020120		ER20M	19.5	120	ER20M	23	
CD010402.1626180	UM	ER16UM	26	180	ER16UM	42	
CD010402.2030190		ER20UM	30	190	ER20UM	62	
CD010402.2537210		ER25UM	37	210	ER25UM	62	
CD010402.3247250		ER32UM	46.5	250	ER32UM	72	
CD010402.4058290		ER40UM	58	290	ER40UM	82	
CD010402.2552167	S	S/ER25	45–52	167	ER25UM	62	
CD010402.3262190		S/ER32	55–62	190	ER32UM	72	
CD010402.4072215		S/ER40	68–72	215	ER40UM	82	
CD010402.1110100	MR	ER11MR	10	100	ER11MS	15	
CD010402.1615135		ER16MR	15	135	ER16MS	21	
CD010402.2018160		ER20MR	18	160	ER20MS	23	
CD010402.2523165		ER25MR	23	165	ER25MS	25	
CD010402.1601150	G	GH27–¢1	27.1	150	GER16	10	
CD010402.1615150		GH27（¢1.5–¢3.5）	27.1	150		25–30	
CD010402.1604150		GH27（¢4–¢10）	27.1	150		50–55	
CD010402.2001160		GH33（¢1–¢3）	33	160	GER20	15–20	
CD010402.2035160		GH33（¢3.5–¢5.5）				30–35	
CD010402.2006160		GH33（¢6–¢9）				50–55	
CD010402.2095160		GH33（¢9.5–¢13）				70–75	
CD010402.2510181		GH40（¢1–¢3）	40	181	GER25	25–30	
CD010402.2535181		GH40（¢3.5–¢6.5）				35–40	
CD010402.2507181		GH40（¢7–¢10）				55–60	
CD010402.2511181		GH40（¢10.5–¢16）				80–90	
CD010402.3202200		GH50（¢2–¢3）	50	200	GER32	30–35	
CD010402.3235200		GH50（¢3.5–¢6.5）				55–60	
CD010402.3275200		GH50（¢7.5–¢15.5）				110–120	
CD010402.3216200		GH50（¢16–¢20）				130–140	

CHONGDE PRECISION MACHINERY 崇德精密機械

高精度ER铣夹头系列 HIGH ACCURACY ER MILLING CHUCK SERIES

CD0105–01 ER套装铣夹头 ER MILLING CHUCK SET

◎ 每套铣夹头包括1支夹头体，1支压帽，整套夹头及1支扳手。
◎ 木盒、塑料盒、铝盒包装。
◎ 筒夹精度：A级≤8μ，AA级 ≤5μ

◎ A set included :1 collet chuck, 1 clamping nut ,full set of collets and 1 spanner.
◎ packed:wooden case plastic case aluminium case.
◎ Accuracy：A class≤8μ，AA class ≤5μ



ER16铣夹头 MILLING COLLET CHUCK

订货号 Order No.	型号 Model No.	支/套 PCS/SET	d mm	拉杆螺纹 Thread
CD010501.0816010	R8	8	3,4,5,6,7,8,9,10	M12×1.75 7/16"–20UNF
CD010501.3016010	30/NT.BT.SK.CAT			M12×1.75 1/2"–13UNC
CD010501.4016010	40/NT.BT.SK.CAT			M16×2.0 5/8"–11UNC
CD010501.5016010	50/NT.BT.SK.CAT			M24×3.0 1"–8UNC
CD010501.0216010	MT2			M10×1.5 3/8"–16UNC
CD010501.0316010	MT3			M12×1.75 1/2"–13UNC
CD010501.0416010	MT4			M16×2.0 5/8"–11UNC
CD010501.1316010	1/2"			–
CD010501.1916010	3/4"			–

ER16铣夹头MILLING COLLET CHUCK

订货号 Order No.	型号 Model No.	支/套 PCS/SET	d in	拉杆螺纹 Thread
CD010501.0816095	R8	8	3/32,1/8,3/16,7/32,1/4,5/16,11/32,3/8	M12×1.75 7/16"–20UNF
CD010501.3016095	30/NT.BT.SK.CAT			M12×1.75 1/2"–13UNC
CD010501.4016095	40/NT.BT.SK.CAT			M16×2.0 5/8"–11UNC
CD010501.5016095	50/NT.BT.SK.CAT			M24×3.0 1"–8UNC
CD010501.0216095	MT2			M10×1.5 3/8"–16UNC
CD010501.0316095	MT3			M12×1.75 1/2"–13UNC
CD010501.0416095	MT4			M16×2.0 5/8"–11UNC
CD010501.1316095	1/2"			–
CD010501.1916095	3/4"			–

ER25铣夹头MILLING COLLET CHUCK

订货号 Order No.	型号 Model No.	支/套 PCS/SET	d mm	拉杆螺纹 Thread
CD010501.0825016	R8	6	4,6,8,10,12,16	M12×1.75 7/16"–20UNF
CD010501.3025016	30/NT.BT.SK.CAT			M12×1.75 1/2"–13UNC
CD010501.40.25016	40/NT.BT.SK.CAT			M16×2.0 5/8"–11UNC
CD010501.5025016	50/NT.BT.SK.CAT			M24×3.0 1"–8UNC
CD010501.0225016	MT2			M10×1.5 3/8"–16UNC
CD010501.0325016	MT3			M10×1.75 1/2"–13UNC
CD010501.0425016	MT4			M16×2.0 5/8"–11UNC
CD010501.1925016	3/4"			–
CD010501.2525016	1"			–

ER25铣夹头MILLING COLLET CHUCK

订货号 Order No.	型号 Model No.	支/套 PCS/SET	d in	拉杆螺纹 Thread
CD010501.0825015	R8	6	1/8,3/16,5/16,3/8,1/2,5/8	M12×1.75 7/16"–20UNF
CD010501.3025015	30/NT.BT.SK.CAT			M12×1.75 1/2"–13UNC
CD010501.4025015	40/NT.BT.SK.CAT			M16×2.0 5/8"–11UNC
CD010501.5025015	50/NT.BT.SK.CAT			M24×3.0 1"–8UNC
CD010501.0225015	MT2			M10×1.5 3/8"–16UNC
CD010501.0325015	MT3			M10×1.75 1/2"–13UNC
CD010501.0425015	MT4			M16×2.0 5/8"–11UNC
CD010501.1925015	3/4"			–
CD010501.2525015	1"			–

高精度ER铣夹头系列 HIGH ACCURACY ER MILLING CHUCK SERIES

CD0105–01 ER套装铣夹头 ER MILLING CHUCK SET





ER25铣夹头MILLING COLLET CHUCK

订货号 Order No.	型号 Model No.	支/套 PCS/SET	d mm	拉杆螺纹 Thread
CD010501.0825030	R8	10	3,4,5,6,8,10,12,14,15,16	M12×1.75 7/16"–20UNF
CD010501.3025030	30/NT.BT.SK.CAT			M12×1.75 1/2"–13UNC
CD010501.4025030	40/NT.BT.SK.CAT			M16×2.0 5/8"–11UNC
CD010501.5025030	50/NT.BT.SK.CAT			M24×3.0 1"–8UNC
CD010501.0225030	MT2			M10×1.5 3/8"–16UNC
CD010501.0325030	MT3			M10×1.75 1/2"–13UNC
CD010501.0425030	MT4			M16×2.0 5/8"–11UNC
CD010501.1920530	3/4"			–
CD010501.2525030	1"			–

ER25铣夹头MILLING COLLET CHUCK

订货号 Order No.	型号 Model No.	支/套 PCS/SET	d in	拉杆螺纹 Thread
CD010501.0825010	R8	10	3/32,1/8,3/16,1/4,5/16,3/8,7/16,1/2,9/16,5/8	M12×1.75 7/16"–20UNF
CD010501.3025010	30/NT.BT.SK.CAT			M12×1.75 1/2"–13UNC
CD0105014025010.	40/NT.BT.SK.CAT			M16×2.0 5/8"–11UNC
CD010501.5025010	50/NT.BT.SK.CAT			M24×3.0 1"–8UNC
CD010501.0225010	MT2			M10×1.5 3/8"–16UNC
CD010501.0325010	MT3			M10×1.75 1/2"–13UNC
CD010501.0425010	MT4			M16×2.0 5/8"–11UNC
CD010501.1925010	3/4"			–
CD010501.2525010	1"			–

ER32铣夹头MILLING COLLET CHUCK

订货号 Order No.	型号 Model No.	支/套 PCS/SET	d mm	拉杆螺纹 Thread
CD010501.0832020	R8	6	6,8,10,12,16,20	M12×1.75 7/16"–20UNF
CD010501.3032020	30/NT.BT.SK.CAT			M12×1.75 1/2"–13UNC
CD010501.4032020	40/NT.BT.SK.CAT			M16×2.0 5/8"–11UNC
CD010501.5032020	50/NT.BT.SK.CAT			M24×3.0 1"–8UNC
CD010501.0232020	MT2			M10×1.5 3/8"–16UNC
CD010501.0332020	MT3			M12×1.75 1/2"–13UNC
CD010501.0432020	MT4			M16×2.0 5/8"–11UNC
CD010501.1932020	3/4"			–
CD010501.2532020	1"			–

ER32铣夹头MILLING COLLET CHUCK

订货号 Order No.	型号 Model No.	支/套 PCS/SET	d in	拉杆螺纹 Thread
CD010501.0832019	R8	6	1/4,5/16,3/8,1/2,5/8,3/4	M12×1.75 7/16"–20UNF
CD010501.3032019	30/NT.BT.SK.CAT			M12×1.75 1/2"–13UNC
CD010501.4032019	40/NT.BT.SK.CAT			M16×2.0 5/8"–11UNC
CD010501.5032019	50/NT.BT.SK.CAT			M24×3.0 1"–8UNC
CD010501.0232019	MT2			M10×1.5 3/8"–16UNC
CD010501.0332019	MT3			M12×1.75 1/2"–13UNC
CD010501.0432019	MT4			M16×2.0 5/8"–11UNC
CD010501.1932019	3/4"			–
CD010501.2532019	1"			–

ER32铣夹头MILLING COLLET CHUCK

订货号 Order No.	型号 Model No.	支/套 PCS/SET	d mm	拉杆螺纹 Thread
CD010501.0832030	R8	18	3,4,5,6,7,8,9,10,11,12,13,14,15,16,17,18,19,20	M12×1.75 7/16"–20UNF
CD010501.3032030	30/NT.BT.SK.CAT			M12×1.75 1/2"–13UNC
CD010501.4032030	40/NT.BT.SK.CAT			M16×2.0 5/8"–11UNC
CD010501.5032030	50/NT.BT.SK.CAT			M24×3.0 1"–8UNC
CD010501.0232030	MT2			M10×1.5 3/8"–16UNC
CD010501.0332030	MT3			M12×1.75 1/2"–13UNC
CD010501.0432030	MT4			M16×2.0 5/8"–11UNC
CD010501.1932030	3/4"			–
CD010501.2532030	1"			–

ER32铣夹头MILLING COLLET CHUCK

订货号 Order No.	型号 Model No.	支/套 PCS/SET	d in	拉杆螺纹 Thread
CD010501.0832003	R8	18	1/8,5/32,3/16,7/32,1/4,9/32,5/16,11/32,3/8,7/16,15/32,1/29/16,19/32,5/8,11/16,23/32,3/4	M12×1.75 7/16"–20UNF
CD010501.3032003	30/NT.BT.SK.CAT			M12×1.75 1/2"–13UNC
CD010501.4032003	40/NT.BT.SK.CAT			M16×2.0 5/8"–11UNC
CD010501.5032003	50/NT.BT.SK.CAT			M24×3.0 1"–8UNC
CD010501.0232003	MT2			M10×1.5 3/8"–16UNC
CD010501.0332003	MT3			M12×1.75 1/2"–13UNC
CD010501.0432003	MT4			M16×2.0 5/8"–11UNC
CD010501.1932003	3/4"			–
CD010501.2532003	1"			–

高精度ER铣夹头系列 HIGH ACCURACY ER MILLING CHUCK SERIES

CD0105–01 ER套装铣夹头 ER MILLING CHUCK SET





ER40铣夹头MILLING COLLET CHUCK

订货号 Order No.	型号 Model No.	支/套 PCS/ SET	d mm	拉杆螺纹 Thread
CD010501.0840025	R8	8	4,6,8,10,12, 16,20,25	M12×1.75 7/16"–20UNF
CD010501.3040025	30/NT.BT.SK.CAT			M12×1.75 1/2"–13UNC
CD010501.4040025	40/NT.BT.SK.CAT			M16×2.0 5/8"–11UNC
CD010501.5040025	50/NT.BT.SK.CAT			M24×3.0 1"–8UNC
CD010501.0240025	MT2			M10×1.5 3/8"–16UNC
CD010501.0340025	MT3			M12×1.75 1/2"–13UNC
CD010501.0440025	MT4			M16×2.0 5/8"–11UNC
CD010501.0840025	R8	15	4,5,6,8,10, 12,,14,15, 16,1820, 22,24 25,26	M12×1.75 7/16"–20UNF
CD010501.3040026	30/NT.BT.SK.CAT			M12×1.75 1/2"–13UNC
CD010501.4040026	40/NT.BT.SK.CAT			M16×2.0 5/8"–11UNC
CD010501.5040026	50/NT.BT.SK.CAT			M24×3.0 1"–8UNC
CD010501.0240026	MT2			M10×1.5 3/8"–16UNC
CD010501.0340026	MT3			M10×1.75 1/2"–13UNC
CD010501.0440026	MT4			M16×2.0 5/8"–11UNC

ER40铣夹头MILLING COLLET CHUCK

订货号 Order No.	型号 Model No.	支/套 PCS/ SET	d in	拉杆螺纹 Thread
CD010501.0840003	R8	8	1/8,1/4, 3/8, 1/2, 5/8,3/4, 7/8,1"	M12×1.75 7/16"–20UNF
CD010501.3040003	30/NT.BT.SK.CAT			M12×1.75 1/2"–13UNC
CD010501.4040003	40/NT.BT.SK.CAT			M16×2.0 5/8"–11UNC
CD010501.5040003	50/NT.BT.SK.CAT			M24×3.0 1"–8UNC
CD010501.0240003	MT2			M10×1.5 3/8"–16UNC
CD010501.0340003	MT3			M12×1.75 1/2"–13UNC
CD010501.0440003	MT4			M16×2.0 5/8"–11UNC
CD010501.0840003	R8	15	1/8,3/16, 1/4,5/16, 3/8,7/16, 1/2,9/16, 5/8,11/16, 3/4, 13/16, 7/8,15/16, 1"	M12×1.75 7/16"–20UNF
CD010501.3040003	30/NT.BT.SK.CAT			M12×1.75 1/2"–13UNC
CD010501.4040003	40/NT.BT.SK.CAT			M16×2.0 5/8"–11UNC
CD010501.5040003	50/NT.BT.SK.CAT			M24×3.0 1"–8UNC
CD010501.0240003	MT2			M10×1.5 3/8"–16UNC
CD010501.0340003	MT3			M10×1.75 1/2"–13UNC
CD010501.0440003	MT4			M16×2.0 5/8"–11UNC

ER40套装铣夹头 MILLING COLLET CHUCK

订货号 Order No.	型号 Model No.	支/套 PCS/SET	d mm	拉杆螺纹 Thread	
CD010501.0840018	R8	18	4,5,6,7,8,9, 10,11,12,13, 14,15,16,17, 18,19,20,25	M12×1.75	7/16"–20UNF
CD010501.3040018	30/NT.BT.SK.CAT			M12×1.75	1/2"–13UNC
CD010501.4040018	40/NT.BT.SK.CAT			M16×2	5/8"–11UNC
CD010501.5040018	50/NT.BT.SK.CAT			M24×3	1"–8UNC
CD010501.0240018	MT2			M10×1.5	3/8"–16UNC
CD010501.0340018	MT3			M12×1.75	1/2"–13UNC
CD010501.0440018	MT4			M16×2	5/8"–11UNC
CD010501.0840024	R8	24	3,4,5,6,7,8,9, 10,11,12,13, 14,15,16,17, 18,19,20 21,22,23,24 25,26	M12×1.75	7/16"–20UNF
CD010501.3040024	30/NT.BT.SK.CAT			M12×1.75	1/2"–13UNC
CD010501.4040024	40/NT.BT.SK.CAT			M16×2	5/8"–11UNC
CD010501.5040024	50/NT.BT.SK.CAT			M24×3	1"–8UNC
CD010501.0240024	MT2			M10×1.5	3/8"–16UNC
CD010501.0340024	MT3			M12×1.75	1/2"–13UNC
CD010501.0440240	MT4			M16×2	5/8"–11UNC

高精度ER铣夹头系列 HIGH ACCURACY ER MILLING CHUCK SERIES

CD0105–01 ER套装铣夹头 ER MILLING CHUCK SET

订货号 Order No.	型号 Model No.	支/套 PCS/SET	d in	拉杆螺纹 Thread	
CD010501.0840036	R8	18	5/32,3/16, 7/32,1/4,9/32, 5/16,11/32, 3/8,7/16,15/32, 1/2,9/16, 19/32,5/8, 11/16,3/4, 13/16,1"	M12 × 1.75	7/16"–20UNF
CD010501.3040036	30/NT.BT.SK.CAT			M12 × 1.75	1/2"–13UNC
CD010501.4040036	40/NT.BT.SK.CAT			M16 × 2	5/8"–11UNC
CD010501.5040036	50/NT.BT.SK.CAT			M24 × 3	1"–8UNC
CD010501.0240036	MT2			M10 × 1.5	3/8"–16UNC
CD010501.0340036	MT3			M12 × 1.75	1/2"–13UNC
CD010501.0440036	MT4			M16 × 2	5/8"–11UNC
CD010501.0840036	R8	24	1/8,5/32,3/16, 7/32,1/4,9/32, 5/16,11/32, 3/8,7/16,15/32, 1/2,9/16, 19/32,5/8, 11/16,23/32, 3/4,13/16, 27/32,7/8, 29/32,15/16,1"	M12 × 1.75	7/16"–20UNF
CD010501.3040036	30/NT.BT.SK.CAT			M12 × 1.75	1/2"–13UNC
CD010501.4040036	40/NT.BT.SK.CAT			M16 × 2	5/8"–11UNC
CD010501.5040036	50/NT.BT.SK.CAT			M24 × 3	1"–8UNC
CD010501.0240036	MT2			M10 × 1.5	3/8"–16UNC
CD010501.0340036	MT3			M12 × 1.75	1/2"–13UNC
CD010501.0440036	MT4			M16 × 2	5/8"–11UNC

CD0105–02 直柄套装ER铣夹头 ER STRAIGHT MILLING CHUCK SET





订货号 Order No.	型号 Model No.	夹持范围 CAPACITY	订货号 Order No.	规 格 TYPE	夹持范围 CAPACITY
CD010502.1611050	C16–ER11–50L–13PCS	1–7	CD010502.2032050	C20–ER32–50L–6PCS	6–20
CD010502.1611100	C16–ER11–100L–13PCS		CD010502.2032100	C20–ER32–100L–6PCS	
CD010502.1611150	C16–ER11–150L–13PCS		CD010502.2032050	C20–ER32–50L–18PCS	3–20
CD010502.1616050	C16–ER16–50L–10PCS	1–10	CD010502.2032100	C20–ER32–100L–18PCS	
CD010502.1616100	C16–ER16–100L–10PCS		CD010502.2525100	C25–ER25–100L–15PCS	2–16
CD010502.1616150	C16–ER16–150L–10PCS		CD010502.2525150	C25–ER25–150L–15PCS	
CD010502.2016050	C20–ER16–50L–10PCS		CD010502.2532050	C25–ER32–50L–6PCS	6–20
CD010502.2016100	C20–ER16–100L–10PCS		CD010502.2532050	C25–ER32–50L–18PCS	3–20
CD010502.2016150	C20–ER16–150L–10PCS		CD010502.2540050	C25–ER40–50L–7PCS	6–25
CD010502.2020060	C20–ER20–60L–12PCS	2–13	CD010502.2540050	C25–ER40–50L–23PCS	4–26
CD010502.2020100	C20–ER20–100L–12PCS		CD010502.3232060	C32–ER32–60L–6PCS	6–20
CD010502.2020150	C20–ER20–150L–12PCS		CD010502.3232600	C32–ER32–60L–18PCS	3–20
CD010502.2025150	C20–ER25–150L–15PCS	2–16	CD010502.3240050	C32–ER40–50L–7PCS	6–25
CD010502.2025100	C20–ER25–100L–15PCS		CD010502.3240500	C32–ER40–50L–23PCS	4–26

◎ 订货时，请注明夹头体的拉杆螺纹
◎ 可根据客户要求，提供不同规格及件数的成套夹簧、夹头体
◎ 订货时，请注明A级或AA级
◎ 可选择套装安装形式：木盒、铝盒、塑料盒

◎ Please notify the thread when ordering
◎ Supply collets and chucks with different shank and quantities according to the requirement.
◎ Please notify collet class when ordering:A class,AA class.
◎ Please notify the packing case as wooden,aluminum or plastic.

高速、高精度、高寿命CSK夹持系统

High speed， high accuracy， high durability，CSK collet chucks



刀柄动平衡检测
accuracy dynamic balance

CSK高速刀柄系列 HIGH SPEED CSK MILLING CHUCK SERIES



CSK高速刀柄综合检测特点：

◆7:24锥度等级≤AT3均在Diebold的标准检具上检测；
◆夹持的内锥面由高速内孔磨床磨削，并用标准的气动测量仪检测，大端接触面积率在90%以上；
◆刀柄螺纹用4h级的螺纹环规检测，螺帽用4H级的螺纹塞规检测，通端通，止端止；
◆刀柄本体内锥跳动（Run-out）:≤0.002mm(刀柄长度在100L内)；
◆同轴度5u：刀柄径跳≤0.002mm,装入≤0.005mm的筒夹，测出的综合径跳为最高点不超过0.005mm；
◆动平衡：根据需要可做G2.5 30000~50000rpm。

Comprehensive inspection way of chuck

◆ 7:24 taper precision ≤AT3 and part of the standard size are tested by Diebold standard inspection tools which made in Germany;
◆ Surface of the clamping inner hole is grinding by high speed Inner- aperture grinder, and inspect by standard pneumatic measurement instrument; the big end contact area rate is above 90%;
◆ Shank thread is inspected with 4h level thread ring gauge, and the nut is inspected with 4H level thread plug gauge, the quality guaranteed;
◆ Run out of the inside shank cone:≤0.002（The length of the shank 100L）;
◆ Coaxiality 5μ：Shank run out≤0.002；Equip collet≤0.005,The highest comprehensive run out point is no more than0.005mm;
◆ Dynamic balance：We can do G2.5 30000~50000rpm according to clients' demands.

》》》 刀/柄/综/合/检/测 Comprehensive inspection way of chuck



同轴度（综合精度）检测
Inspection of coaxial degree (overall accuracy)



7：24锥检具图(德国Diebold刀柄检具)
Picture of 7:24 taper inspection tool (German Diebold collet chuck inspection tool)

锥柄形式 Taper	筒夹↗ collet	工作长度 L					
		L ≤ 100			100 < L ≤ 150		
BT/CBBT/ SK/CAT	5μ	刀柄内锥↗ collet chuck inner cone	综合↗ Comprehensive	等级 Class	刀柄内锥↗ collet chuck inner cone	综合↗ Comprehensive	等级 Class
30/40	CSK 06/ 10/ 13/ 16/ 20/ 25	2μ	≤ 5μ	AA	2μ	≤ 5μ	AA
			≤ 3μ	AAA	–		
50		2μ	≤ 5μ	AA	2μ	≤ 8μ	A
						≤ 5μ	AA

注：其它刀柄锥度形式（如 HSK,ISO 等）一般可按 30 刀柄的精度等级执行，特殊要求可订制。
Note:Special requirements can be custom-made(HSK/ISO).

CHONGDE PRECISION MACHINERY 崇德精密機械

CSK高速刀柄系列 HIGH SPEED CSK MILLING CHUCK SERIES



CSK高速刀柄外观：涂层或抛光涂层

◆ 表面粗糙度得到降低，精度稳定性提高
刀柄表面凹凸不平的纹理，经过抛光后，表面粗糙度得以整平，获得平滑光亮的表面。同时填充表面毛孔、划痕以及其它表面缺陷，从而提高疲劳强度、增加耐腐蚀力。

◆ 抛光涂层刀柄不影响精度
抛光刀柄表面进行镀镍–磷表面处理，镍层厚度均匀，化学镀液的分散程度几乎100%， 这种特殊覆膜可防止主轴异常磨损，不影响产品精度。

◆ 防腐性、耐磨性、耐腐蚀性得到提高
化学镀镍的结合力强，硬度得到提高，在酸、碱、氨、盐等不同的介质环境中具有很好的防锈效果。

◆ 外观光亮、圆滑，手感好，外观更漂亮。

CSK high speed chuck appearence:coating and polishing

◆ The roughness of surface has been reduced to improve the stability of the precision The bumpy surface get smooth after polishing, the pore,scratch and other flaw has been filled so as to improve the endurance

◆ The polishing doesn't influence precision The coating is even and chemical fluid spitting degree is almost 100%.It can prevent the spindle from abrasion and don't influence precision.

◆ The endurance has been improved The abrasion of nickel is strong,it has a good effects of anti–rust in different medium environment.

◆ The appearance is smooth and bright,feels comfortble.

》》》特/殊/防/锈/处/理
Special anti–rust treatment

◆ 包括内外锥在内，整体进行了抛光涂层处理，不进行防锈保养也不会生锈，对加工精度及主轴无不利影响。

◆ Overall nickel coating, including inside and outside cone, even if you do not take any anti–rust actions, it will not rust either, don't influence processing precision and spindle.

》》》其/它/公/司/常/规/产/品
Other companys products

◆ 普通产品疏于防锈维护，几天便会生锈，导致加工精度降低、对刀柄、主轴造成不利影响。

◆若锥部生锈，则刀尖跳动精度扩大到0.01–0.02。

◆ The products without coating is easy to rust, reduce processing precision, influence the chuck and spindle.

◆ If the shank rust, insert run–out will enlarge to 0.01–0.02.



抛光涂层处理
Products Polish with chemical nickel coating



未特殊防锈处理
Products without specitied anti–rust treatment

CSK高速刀柄系列 HIGH SPEED CSK MILLING CHUCK SERIES

CSK高速刀柄外观综合特点：

◆材质20CrMnTi或JIS-SCM415；
◆硬度58±2HRC；
◆渗碳深＞0.8；
◆表面粗糙度：Ra＜0.4u；

Comprehensive characteristic of CSK high speed chuck：

◆Material：20CrMnTi or JIS-SCM415；
◆Hardness：58±2HRC；
◆Carbon depth＞0.8；
◆Roughness：Ra＜0.4u；



》》》精/湛/的/加/工/工/艺 Superb maching technology

*深冷处理

1、-196℃超长深冷处理，使接近全部的残余奥氏体转变为马氏体；
2、析出的纳米级碳化物颗粒，增加硬度和韧性；
3、减少残余应力；
4、耐磨性显著提高。

*Cryogenic treatment

1.-196℃ long cryogenic, nearly all of the residual austenite into martensite;
2. Carbide precipitation of Nanoscale particles, increasing the hardness and toughness;
3. Reducing residual stresses;
4. Wear resistance significantly improved.



深冷处理（Cryogenic treatment）

*时效处理

*超长定型热时效去除残余内应力。

* Thermal aging processing
long stereotyped thermal limitation removal of grinding residual stress.



时效处理（Thermal aging processing）

CSK高速刀柄系列 HIGH SPEED CSK MILLING CHUCK SERIES

CD0201-01 ST-GSK刀柄 ST-GSK CHUCK



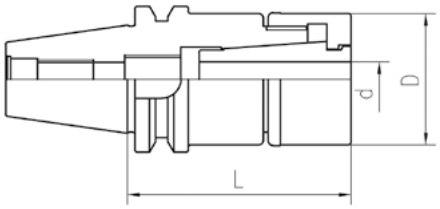

标准动平衡 Precision dynamic balancing
G2.5 30000rpm~50000rpm

订货号 Order No.	型号 Model No.	d	D	L	筒夹collet	螺帽nut	扳手 spanner
CD020101.1506045	S15T-GSK06-45	1-6	19.5	45	CSK06	GSK06	GH19
CD020101.2006045	S20T-GSK06-45	1-6	19.5	45	CSK06	GSK06	GH19
CD020101.2010045	S20T-GSK10-45	1-10	27.1	45	CSK10	GSK10	GH27
CD020101.2010060	S20T-GSK10-60	1-10	27.1	60	CSK10	GSK10	GH27
CD020101.2013045	S20T-GSK13-45	2-13	33	45	CSK13	GSK13	GH33
CD020101.2013060	S20T-GSK13-60	2-13	33	60	CSK13	GSK13	GH33
CD020101.2016060	S20T-GSK16-60	2-16	40	60	CSK16	GSK16	GH40

CD0201-02 ISO-GSK刀柄 ISO-GSK CHUCK



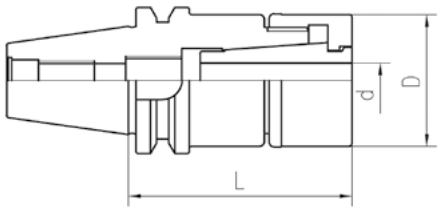

标准动平衡 Precision dynamic balancing
G2.5 30000rpm~50000rpm

订货号 Order No.	型号 Model No.	d	D	L	筒夹collet	螺帽nut	扳手 spanner
CD020102.2006045	ISO20-GSK06-45	1-6	19.5	45	CSK06	GSK06	GH19
CD020102.2010045	ISO20-GSK10-45	1-10	27.1	45	CSK10	GSK10	GH27
CD020102.2010060	ISO20-GSK10-60	1-10	27.1	60	CSK10	GSK10	GH27
CD020102.2513045	ISO25-GSK13-45	2-13	33	45	CSK13	GSK13	GH33

CD0201-03 NBT30-GSK 高速无键槽刀柄
NBT30-GSK HIGH SPEED COLLET CHUCK WITHOUT KEYWAY



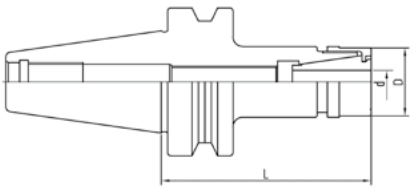

标准动平衡 Precision dynamic balancing
G2.5 30000rpm

订货号 Order No.	型号 Model No.	d	D	L	筒夹collet	螺帽nut	扳手 spanner
CD020103.3006045	NBT30-GSK06-45	1-6	19.5	45	CSK06	GSK06	GH19
CD020103.3006060	NBT30-GSK06-60	1-6	19.5	60	CSK06	GSK06	GH19
CD020103.3010045	NBT30-GSK10-45	1-10	27.1	45	CSK10	GSK10	GH27
CD020103.3010060	NBT30-GSK10-60	1-10	27.1	60	CSK10	GSK10	GH27
CD020103.3013045	NBT30-GSK13-45	2-13	33	45	CSK13	GSK13	GH33
CD020103.3013060	NBT30-GSK13-60	2-13	33	60	CSK13	GSK13	GH33
CD020103.3016060	NBT30-GSK16-60	2-16	40	60	CSK16	GSK16	GH40

CSK高速刀柄系列 HIGH SPEED CSK MILLING CHUCK SERIES

CD0201–04 HSKE/F–GSK 高转速精密筒夹刀柄 HIGH SPEED COLLET CHUCK



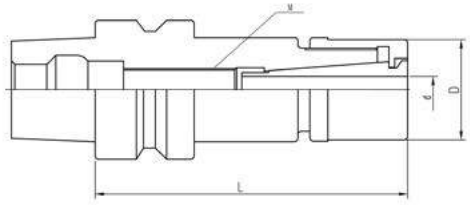

标准动平衡 Precision dynamic balancing
G2.5 30000rpm

订货号 Order No.	型号 Model No.	夹持范围 CAPACITY	L	D	M	筒夹 COLLET	螺帽 NUT	扳手 WRENCH
CD020104.3206045	HSK32E–GSK06–45	1–6	45	19.5	–	CSK06	GSK06	GH19
CD020104.3206060	HSK32E–GSK06–60	1–6	60	19.5	–	CSK06	GSK06	GH19
CD020104.3210060	HSK32E–GSK10–60	1–10	60	27.1	M12X1	CSK10	GSK10	GH27
CD020104.4006045	HSK40E–GSK06–45	1–6	45	19.5	–	CSK06	GSK06	GH19
CD020104.4006060	HSK40E–GSK06–60	1–6	60	19.5	–	CSK06	GSK06	GH19
CD020104.4006070	HSK40E–GSK06–70	1–6	75	19.5	–	CSK06	GSK06	GH19
CD020104.4010060	HSK40E–GSK10–60	1–10	60	27.1	M12X1	CSK10	GSK10	GH27
CD020104.4010070	HSK40E–GSK10–70	1–10	75	27.1	M12X1	CSK10	GSK10	GH27
CD020104.4013060	HSK40E–GSK13–60	2–13	6	33	M16X1.5	CSK10	GSK10	GH33
CD020104.4013075	HSK40E–GSK13–75	2–13	75	33	M16×1.5	CSK13	GSK13	GH33
CD020104.4016075	HSK40E–GSK16–75	2–16	75	40	M18×1.5	CSK16	GSK16	GH40
CD020104.4010070	HSK40E–GSK10–70	1–10	70	27.1	M12X1	CSK10	GSK10	GH27
CD020104.4016070	HSK40E–GSK16–70	2–16	70	40	M18X1.5	CSK16	GSK16	GH40
CD020104.5006060	HSK50E–GSK06–60	1–6	60	19.5	–	CSK06	GSK06	GH19
CD020104.5006075	HSK50E–GSK06–75	1–6	75	19.5	–	CSK06	GSK06	GH19
CD020104.5006090	HSK50E–GSK06–90	1–6	90	19.5	–	CSK06	GSK06	GH19
CD020104.5010060	HSK50E–GSK10–60	1–10	60	27.1	M12X1	CSK10	GSK10	GH27
CD020104.5010075	HSK50E–GSK10–75	1–10	75	27.1	M12X1	CSK10	GSK10	GH27
CD020104.5010090	HSK50E–GSK10–90	1–10	90	27.1	M12X1	CSK10	GSK10	GH27
CD020104.5013060	HSK50E–GSK13–60	2–13	60	33	M16X1.5	CSK13	GSK13	GH33
CD020104.5013075	HSK50E–GSK13–75	2–13	75	33	M16×1.5	CSK13	GSK13	GH33
CD020104.5013090	HSK50E–GSK13–90	2–13	90	33	M16×1.5	CSK13	GSK13	GH33
CD020104.5016075	HSK50E–GSK16–75	2–16	75	40	M18×1.5	CSK16	GSK16	GH40
CD020104.5016090	HSK50E–GSK16–90	2–16	90	40	M18×1.5	CSK16	GSK16	GH40
CD020104.6310100	HSK63F–GSK10–100	1–10	100	27.1	M12X1	CSK10	GSK10	GH27
CD020104.6313070	HSK63F–GSK13–70	2–13	70	33	M16×1.5	CSK13	GSK13	GH33
CD020104.6316100	HSK63F–GSK16–100	2–16	100	40	M18×1.5	CSK16	GSK16	GH40
CD0201104.6310101	HSK63E–GSK10–100	1–10	100	27.1	M12X1	CSK10	GSK10	GH27
CD201104.6313071	HSK63E–GSK13–70	2–13	70	33	M16×1.5	CSK13	GSK13	GH33
CD201104.6316101	HSK63E–GSK16–100	2–16	100	40	M18×1.5	CSK16	GSK16	GH40

CD0201–05 HSKA–GSK高转速精密筒夹刀柄
HSKA–GSK HIGH SPEED COLLET CHUCK



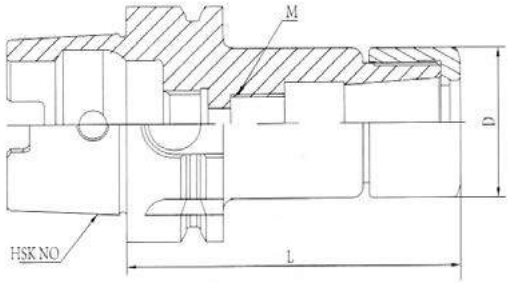

刀柄精做动平衡 Precision dynamic balancing
G2.5– 30000rpm

订货号 Order No.	型号 Model No.	夹持范围 CAPACITY	L	D	M	筒夹 COLLET	螺帽 NUT	扳手 WRENCH
CD020105.3206045	HSK32A–GSK06–45	1–6	45	19.5	M8 × 1	CSK06	GSK06	GH19
CD020105.3206060	HSK32A–GSK06–60	1–6	60	19.5	M8 × 1	CSK06	GSK06	GH19
CD020105.3210060	HSK32A–GSK10–60	1–10	60	27.1	M12 × 1	CSK10	GSK10	GH27
CD020105.5006090	HSK50A–GSK06–90	1–6	90	19.5	M8 × 1	CSK06	GSK06	GH19
CD020105.5006120	HSK50A–GSK06–120	1–6	120	19.5	M8 × 1	CSK06	GSK06	GH19
CD020105.5010090	HSK50A–GSK10–90	1–10	90	27.1	M12 × 1	CSK10	GSK10	GH27
CD020105.5010120	HSK50A–GSK10–120	1–10	120	27.1	M12 × 1	CSK10	GSK10	GH27
CD020105.5013070	HSK50A–GSK13–70	2–13	70	33	M16 × 1.5	CSK13	GSK13	GH33
CD020105.5013105	HSK50A–GSK13–105	2–13	105	33	M16 × 1.5	CSK13	GSK13	GH33
CD020105.5016090	HSK50A–GSK16–90	2–16	90	40	M18 × 1.5	CSK16	GSK16	GH40
CD020105.5016120	HSK50A–GSK16–120	2–16	120	40	M18 × 1.5	CSK16	GSK16	GH40
CD020105.5020090	HSK50A–GSK20–90	3–20	90	48	M22 × 1.5	CSK20	GSK20	GH48
CD020105.5020120	HSK50A–GSK20–120	3–20	120	48	M22 × 1.5	CSK20	GSK20	GH48
CD020105.5025090	HSK50A–GSK25–90	4–25	90	55	M28 × 1.5	CSK25	GSK25	GH55
CD020105.5025120	HSK50A–GSK25–120	4–25	120	55	M28 × 1.5	CSK25	GSK25	GH55
CD020105.6306080	HSK63A–GSK06–80	1–6	80	19.5	M8 × 1	CSK06	GSK06	GH19
CD020105.6306100	HSK63A–GSK06–100	1–6	100	19.5	M8 × 1	CSK06	GSK06	GH19
CD020105.6306120	HSK63–GSK06–120	1–6	120	19.5	M8X1	CSK06	GSK06	GH19
CD020105.6310060	HSK63A–GSK10–60	1–10	60	27.1	M12 × 1	CSK10	GSK10	GH27
CD020105.6310080	HSK63A–GSK10–80	1–10	80	27.1	M12 × 1	CSK10	GSK10	GH27
CD020105.6310100	HSK63A–GSK10–100	1–10	100	27.1	M12 × 1	CSK10	GSK10	GH27
CD020105.6310120	HSK63A–GSK10–120	1–10	120	27.1	M12 × 1	CSK10	GSK10	GH27
CD020105.6313090	HSK63A–GSK13–90	2–13	90	33	M16 × 1.5	CSK13	GSK13	GH33
CD020105.6313120	HSK63A–GSK13–120	2–13	120	33	M16 × 1.5	CSK13	GSK13	GH33
CD020105.6316080	HSK63A–GSK16–80	2–16	80	40	M18 × 1.5	CSK16	GSK16	GH40
CD020105.6316100	HSK63A–GSK16–100	2–16	100	40	M18 × 1.5	CSK16	GSK16	GH40
CD020105.6316120	HSK63A–GSK16–120	2–16	120	40	M18 × 1.5	CSK16	GSK16	GH40
CD020105.6320090	HSK63A–GSK20–90	3–20	90	48	M22 × 1.5	CSK20	GSK20	GH48
CD020105.6320120	HSK63A–GSK20–120	3–20	120	48	M22 × 1.5	CSK20	GSK20	GH48
CD020105.6325090	HSK63A–GSK25–90	4–25	90	55	M28 × 1.5	CSK25	GSK25	GH55
CD020105.6325120	HSK63A–GSK25–120	4–25	120	55	M28 × 1.5	CSK25	GSK25	GH55

CSK高速刀柄系列 HIGH SPEED CSK MILLING CHUCK SERIES

CD0201-06 CBBT GSK高转速精密筒夹刀柄 CBBT GSK HIGH SPEED COLLET CHUCK

订货号 Order No.	型号 Model No.	D	L	D1	Collets	Spanner	FIG	KGS
CD020106.3006060	CBBT30-GSK6-60	1~6	60	19.5	CSK6	GH19	A	0.7
CD020106.3006090	CBBT30-GSK6-90		90				A	0.7
CD020106.3006120	CBBT30-GSK6-120		120				B	0.8
CD020106.3010045	CBBT30-GSK10-45	1~10	45	27.1	CSK10	GH27	A	0.8
CD020106.3010060	CBBT30-GSK10-60		60				A	0.9
CD020106.3010075	CBBT30-GSK10-75		75				A	1.0
CD020106.3010090	CBBT30-GSK10-90		90				A	1.0
CD020106.3010120	CBBT30-GSK10-120		120				A	1.1
CD020106.3013090	CBBT30-GSK13-90	2-13	90	33	CSK13	GH33	A	1.0
CD020106.3016060	CBBT30-GSK16-60	2~16	60	40	CSK16	GH40	A	1.1
CD020106.3016075	CBBT30-GSK16-75		75				A	1.2
CD020106.3016090	CBBT30-GSK16-90		90				A	1.2
CD020106.3016120	CBBT30-GSK16-120		120				A	1.3
CD020106.3020060	CBBT30-GSK20-60	3~20	60	48	CSK20	GH48	A	0.7
CD020106.3020075	CBBT30-GSK20-75		75				A	0.9
CD020106.3020090	CBBT30-GSK20-90		90				A	1.2
CD020106.3025090	CBBT30-GSK25-90	4~25	90	55	CSK25	GH55	A	1.5
CD020106.4006060	CBBT40-GSK6-60	1~6	60	19.5	CSK6	GH19	A	1.0
CD020106.4006090	CBBT40-GSK6-90		90				A	1.1
CD020106.4006120	CBBT40-GSK6-120		120				B	1.4
CD020106.4006150	CBBT40-GSK6-150		150				B	1.5
CD020106.4010060	CBBT40-GSK10-60	1~10	60	27.1	CSK10	GH27	A	1.1
CD020106.4010075	CBBT40-GSK10-75		75				A	1.2
CD020106.4010090	CBBT40-GSK10-90		90				A	1.2
CD020106.4012120	CBBT40-GSK10-120		120				B	1.4
CD020106.4010150	CBBT40-GSK10-150		150				B	1.6
CD020106.4010180	CBBT40-GSK10-180		180				B	1.6
CD020106.4013090	CBBT40-GSK13-90	2-13	90	33	CSK13	GH33	A	1.4
CD020106.4013150	CBBT40-GSK13-150		150				B	1.6
CD020106.4016060	CBBT40-GSK16-60	2~16	60	40	CSK16	GH40	A	1.3
CD020106.4016075	CBBT40-GSK16-75		75				A	1.4
CD020106.4016090	CBBT40-GSK16-90		90				A	1.5
CD020106.4016120	CBBT40-GSK16-120		120				A	1.7
CD020106.4016150	CBBT40-GSK16-150		150				A	1.9
CD020106.4016180	CBBT40-GSK16-180		180				A	2.0
CD020106.4020060	CBBT40-GSK20-60	3~20	60	48	CSK20	GH48	A	1.3
CD020106.4020075	CBBT40-GSK20-75		75				A	1.4
CD020106.4020090	CBBT40-GSK20-90		90				A	1.6
CD020106.4020120	CBBT40-GSK20-120		120				A	2.0
CD020106.4025075	CBBT40-GSK25-75	4~25	75	55	CSK25	GH55	A	1.7
CD020106.4025090	CBBT40-GSK25-90		90				A	1.8
CD020106.4025120	CBBT40-GSK25-120		120				A	2.0
CD020106.5006105	CBBT50-GSK6-105	1~6	105	19.5	CSK6	GH19	A	3.8
CD020106.5006135	CBBT50-GSK6-135		135				B	3.9
CD020106.5006165	CBBT50-GSK6-165		165				B	4.0
CD020106.5006200	CBBT50-GSK6-200		200				B	4.2
CD020106.5010105	CBBT50-GSK10-105	1~10	105	27.1	CSK10	GH27	A	4.2
CD020106.5010135	CBBT50-GSK10-135		135				A	4.4
CD020106.5010165	CBBT50-GSK10-165		165				B	4.6
CD020106.5010200	CBBT50-GSK10-200		200				B	4.8
CD020106.5010225	CBBT50-GSK10-225		225				B	5.0
CD020106.5013105	CBBT50-GSK13-105	2-13	105	33	CSK13	GH33	A	5.0
CD020106.5013165	CBBT50-GSK13-165		165				B	5.3
CD020106.5016105	CBBT50-GSK16-105	2~16	105	40	CSK16	GH40	A	4.7
CD020106.5016135	CBBT50-GSK16-135		135				A	4.9
CD020106.5016165	CBBT50-GSK16-165		165				B	5.1
CD020106.5016200	CBBT50-GSK16-200		200				B	5.5
CD020106.5020105	CBBT50-GSK20-105	3~20	105	48	CSK20	GH48	A	4.3
CD020106.5020135	CBBT50-GSK20-135		135				A	4.6
CD020106.5020165	CBBT50-GSK20-165		165				A	5.0
CD020106.5020200	CBBT50-GSK20-200		200				A	5.4
CD020106.5025105	CBBT50-GSK25-105	4~25	105	55	CSK25	GH55	A	5.2
CD020106.5025135	CBBT50-GSK25-135		135				A	5.4
CD020106.5025165	CBBT50-GSK25-165		165				A	5.6
CD020106.5025225	CBBT50-GSK25-225		225				A	6.0



FIG A

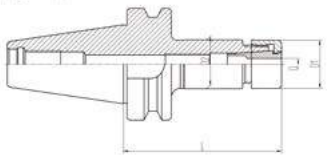

FIG B

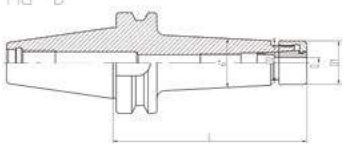

◎锥度等级：≤AT3
◎基本材质：20CrMnTi/JIS-SCM415
◎硬度：56-60HRC
◎渗碳深度：>0.8mm
◎刀柄精做动平衡
G2.5-30000rpm
◎Precision taper: ≤AT3
◎Material: 20CrMnTi/JIS-SCM415
◎Hardness: 56-60HRC
◎Carbon Depth: >0.8mm
◎Shank dynamic balance standard:
G2.5-30000rpm

CSK高速刀柄系列 HIGH SPEED CSK MILLING CHUCK SERIES

CD0201–07 BT GSK高转速精密筒夹刀柄
BT GSK HIGH SPEED COLLET CHUCK

◎锥度等级：≤AT3
◎基本材质：20CrMnTi/JIS–JIS–SCM415
◎硬度：56–60HRC
◎渗碳深度：>0.8mm
◎刀柄精做动平衡G2.5 –30000rpm

◎Precision taper: ≤AT3
◎Material: 20CrMnTi/JIS–JIS–SCM415
◎Hardness: 56–60HRC
◎Carbon Depth: >0.8mm
◎Shank dynamic balance standard: G2.5–30000rpm



FIG A

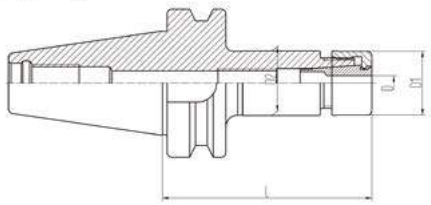

FIG B

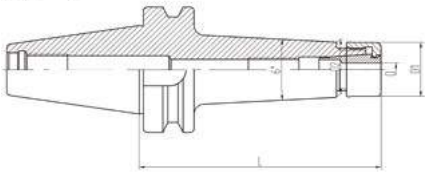

订货号 Order No.	型号 Model No.	D	L	D1	Collet	Spanner	FIG	KGS
CD020107.3006060	BT30–GSK6–60	1–6	60	19.5	CSK6	GH19	A	0.7
CD020107.3006090	BT30–GSK6–90		90				A	0.7
CD020107.3006120	BT30–GSK6–120		120				B	0.8
CD020107.3006165	BT30–GSK6–165		165	16		GH16	B	0.7
CD020107.3010045	BT30–GSK10–45	1~10	45	27.1	CSK10	GH27	A	0.8
CD020107.3010060	BT30–GSK10–60		60				A	0.9
CD020107.3010075	BT30–GSK10–75		75				A	1.0
CD020107.3010090	BT30–GSK10–90		90				A	1.0
CD020107.3010120	BT30–GSK10–120		120				A	1.1
CD020107.3013060	BT30–GSK13–60	2~13	60	33	CSK13	GH33	A	1.0
CD020107.3013090	BT30–GSK13–90		90				A	1.1
CD020107.3013120	BT30–GSK13–120		120				B	1.2
CD020107.3016060	BT30–GSK16–60	2~16	60	40	CSK16	GH40	A	1.1
CD020107.3016075	BT30–GSK16–75		75				A	1.2
CD020107.3016090	BT30–GSK16–90		90				A	1.2
CD020107.3016120	BT30–GSK16–120		120				A	1.3
CD020107.3020060	BT30–GSK20–60	3~20	60	48	CSK20	GH48	A	0.7
CD020107.3020070	BT30–GSK20–70		70				A	0.9
CD020107.3020090	BT30–GSK20–90		90				A	1.2
CD020107.3025070	BT30–GSK25–70	4~25	70	55	CSK25	GH55	A	1.4
CD020107.3025090	BT30–GSK25–90		90				A	1.5
CD020107.4006060	BT40–GSK6–60	1~6	60	19.5	CSK6	GH19	A	1.0
CD020107.4006090	BT40–GSK6–90		90				A	1.1
CD020107.4006120	BT40–GSK6–120		120				B	1.4
CD020107.4006150	BT40–GSK6–150		150				B	1.5
CD020107.4010060	BT40–GSK10–60	1~10	60	27.1	CSK10	GH27	A	1.1
CD020107.4010075	BT40–GSK10–75		75				A	1.2
CD020107.4010090	BT40–GSK10–90		90				A	1.2
CD020107.4010100	BT40–GSK10–100		100				A	1.3
CD020107.4010120	BT40–GSK10–120		120				B	1.4
CD020107.4010150	BT40–GSK10–150		150				B	1.6
CD020107.4010180	BT40–GSK10–180		180				B	1.6
CD020107.4013060	BT40–GSK13–60	2~13	60	33	CSK13	GH33	A	1.3
CD020107.4013090	BT40–GSK13–90		90				A	1.4
CD020107.4013120	BT40–GSK13–120		120				B	1.5
CD020107.4016060	BT40–GSK16–60	2~16	60	40	CSK16	GH40	A	1.3
CD020107.4016075	BT40–GSK16–75		75				A	1.4
CD020107.4016090	BT40–GSK16–90		90				A	1.5

CSK高速刀柄系列 HIGH SPEED CSK MILLING CHUCK SERIES

CD0201-07 BT GSK高转速精密筒夹刀柄
BT GSK HIGH SPEED COLLET CHUCK

◎锥度等级：≤AT3
◎基本材质：20CrMnTi/JIS-JIS-SCM415
◎硬度：56-60HRC
◎渗碳深度：>0.8mm
◎刀柄精做动平衡G2.5-30000rpm

◎Precision taper: ≤AT3
◎Material: 20CrMnTi/JIS-JIS-SCM415
◎Hardness: 56-60HRC
◎Carbon Depth: >0.8mm
◎Balancing Grade: G2.5-30000rpm



FIG A

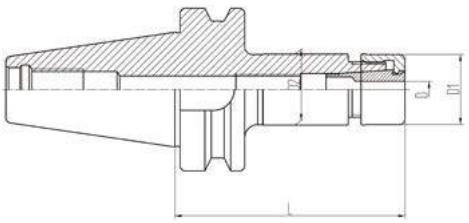

FIG B

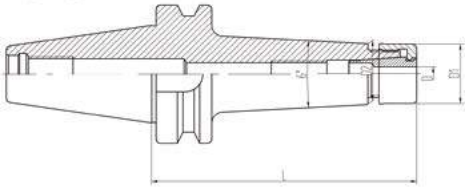

订货号 Order No.	型号 Model No.	D	L	D1	Collet	Spanner	FIG	KGS
CD020107.4016100	BT40-GSK16-100	2-16	100	40	CSK16	GH40	A	1.5
CD020107.4016120	BT40-GSK16-120		120					1.7
CD020107.4016150	BT40-GSK16-150		150					1.9
CD020107.4016180	BT40-GSK16-180		180					2.0
CD020107.4020060	BT40-GSK20-60	3~20	60	48	CSK20	GH48	A	1.3
CD020107.4020075	BT40-GSK20-75		75					1.4
CD020107.4020090	BT40-GSK20-90		90					1.6
CD020107.4020120	BT40-GSK20-120		120					2.0
CD020107.4025075	BT40-GSK25-75	4~25	75	55	CSK25	GH55	A	1.7
CD020107.4025090	BT40-GSK25-90		90					1.8
CD020107.4025120	BT40-GSK25-120		120					2.0
CD020107.5006105	BT50-GSK6-105	1~6	105	19.5	CSK6	GH19	A	3.8
CD020107.5006135	BT50-GSK6-135		135				B	3.9
CD020107.5006165	BT50-GSK6-165		165					4.0
CD020107.5006200	BT50-GSK6-200		200					4.2
CD020107.5010105	BT50-GSK10-105	1~10	105	27.1	CSK10	GH27	A	4.2
CD020107.5010135	BT50-GSK10-135		135					4.4
CD020107.5010165	BT50-GSK10-165		165				B	4.6
CD020107.5010200	BT50-GSK10-200		200					4.8
CD020107.5010225	BT50-GSK10-225		225					5.0
CD020107.5013060	BT50-GSK13-60	2~13	60	33	CSK13	GH33	A	3.5
CD020107.5013090	BT50-GSK13-90		90					3.9
CD020107.5013120	BT50-GSK13-120		120				B	4.2
CD020107.5013135	BT50-GSK13-135		135					4.3
CD020107.5013165	BT50-GSK13-165		165					4.5
CD020107.5016105	BT50-GSK16-105	2~16	105	40	CSK16	GH40	A	4.7
CD020107.5016135	BT50-GSK16-135		135				A	4.9
CD020107.5016165	BT50-GSK16-165		165				B	5.1
CD020107.5016200	BT50-GSK16-200		200				B	5.5
CD020107.5020105	BT50-GSK20-105	3~20	105	48	CSK20	GH48	A	4.3
CD020107.5020135	BT50-GSK20-135		135				A	4.6
CD020107.5020165	BT50-GSK20-165		165				A	5.0
CD020107.5020200	BT50-GSK20-200		200				A	5.4
CD020107.5025105	BT50-GSK25-105	4~25	105	55	CSK25	GH55	A	5.2
CD020107.5025135	BT50-GSK25-135		135				A	5.4
CD020107.5025165	BT50-GSK25-165		165				A	5.6
CD020107.5025225	BT50-GSK25-225		225				A	6.0

CHONGDE PRECISION MACHINERY 崇德精密機械

CSK高速刀柄系列 HIGH SPEED CSK MILLING CHUCK SERIES

CD0201–08 BT– CSK高转速精密筒夹刀柄
BT– CSK HIGH SPEED COLLET CHUCK

◎锥度等级：≤AT3
◎基本材质：20CrMnTi/JIS–SCM415
◎硬度：56–60HRC
◎渗碳深度：>0.8mm
◎刀柄精做动平衡G2.5 20000rpm

◎Precision taper: ≤AT3
◎Material: 20CrMnTi/JIS–SCM415
◎Hardness: 56–60HRC
◎Carbon Depth: >0.8mm
◎Shank dynamic balance standard: G2.5 20000rpm



FIG A

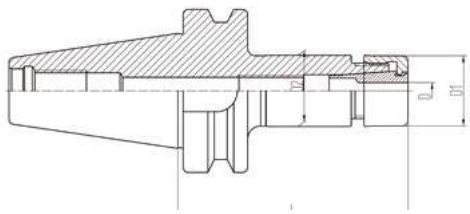

FIG B

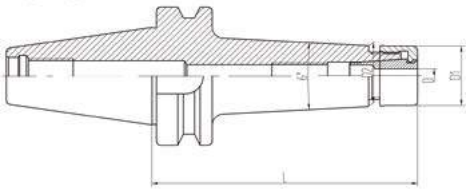

订货号 Order No.	型号 Model No.	D	L	D1	Collet	Spanner	FIG	KGS
CD020108.3006060	BT30–CSK6–60	1~6	60	20	CSK6	TSK6	A	0.7
CD020108.3006090	BT30–CSK6–90		90				A	0.7
CD020108.3006120	BT30–CSK6–120		120				B	0.8
CD020108.3010045	BT30–CSK10–45	1~10	45	27.5	CSK10	TSK10	A	0.8
CD020108.3010060	BT30–CSK10–60		60				A	0.9
CD020108.3010075	BT30–CSK10–75		75				A	1.0
CD020108.3010090	BT30–CSK10–90		90				A	1.0
CD020108.3010120	BT30–CSK10–120		120				A	1.1
CD020108.3013060	BT30–CSK13–60	2~13	60	37	CSK13	TSK13	A	1.1
CD020108.3013090	BT30–CSK13–90		60				A	1.1
CD020108.3013120	BT30–CSK13–120		60				A	1.1
CD020108.3016060	BT30–CSK16–60	2~16	60	40	CSK16	TSK16	A	1.1
CD020108.3016075	BT30–CSK16–75		75				A	1.2
CD020108.3016090	BT30–CSK16–90		90				A	1.2
CD020108.3016120	BT30–CSK16–120		120				A	1.3
CD020108.3020060	BT30–CSK20–60	3~20	60	48	CSK20	TSK20	A	0.7
CD020108.3020075	BT30–CSK20–75		75				A	0.9
CD020108.3020090	BT30–CSK20–90		90				A	1.2
CD020108.3025090	BT30–CSK25–90	4~25	90	55	CSK25	TSK25	A	1.5
CD020108.4006060	BT40–CSK6–60	1~6	60	20	CSK6	TSK6	A	1.0
CD020108.4006090	BT40–CSK6–90		90				A	1.1
CD020108.4006120	BT40–CSK6–120		120				B	1.4
CD020108.4006150	BT40–CSK6–150		150				B	1.5
CD020108.4010060	BT40–CSK10–60	1~10	60	27.5	CSK10	TSK10	A	1.1
CD020108.4010075	BT40–CSK10–75		75				A	1.2
CD020108.4010090	BT40–CSK10–90		90				A	1.2
CD020108.4010120	BT40–CSK10–120		120				B	1.4
CD020108.4010150	BT40–CSK10–150		150				B	1.6
CD020108.4010180	BT40–CSK10–180		180				B	1.6
CD020108.4013060	BT40–CSK13–60	2~13	60	37	CSK13	TSK13	A	1.3
CD020108.4013090	BT40–CSK13–90		90				A	1.5
CD020108.4013120	BT40–CSK13–120		60				A	1.1
CD020108.4016060	BT40–CSK16–60	2~16	60	40	CSK16	TSK16	A	1.3
CD020108.4016075	BT40–CSK16–75		75				A	1.4
CD020108.4016090	BT40–CSK16–90		90				A	1.5
CD020108.4016120	BT40–CSK16–120		120				A	1.7
CD020108.4016150	BT40–CSK16–150		150				A	1.9
CD020108.4016180	BT40–CSK16–180		180				A	2.0

CSK高速刀柄系列 HIGH SPEED CSK MILLING CHUCK SERIES

CD0201–08 BT– CSK高转速精密筒夹刀柄
BT– CSK HIGH SPEED COLLET CHUCK

◎锥度等级：≤AT3
◎基本材质：20CrMnTi/JIS–SCM415
◎硬度：56–60HRC
◎渗碳深度：>0.8mm
◎刀柄精做动平衡G2.5 20000rpm

◎Precision taper: ≤AT3
◎Material: 20CrMnTi/JIS–SCM415
◎Hardness: 56–60HRC
◎Carbon Depth: >0.8mm
◎Shank dynamic balance standard: G2.5 20000rpm



FIG A

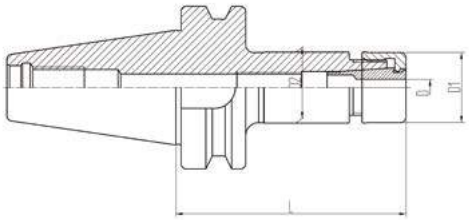

FIG B

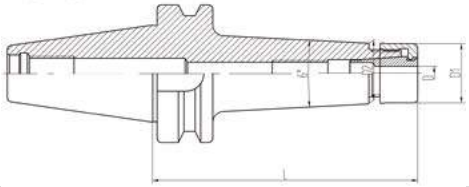

订货号 Order No.	型号 Model No.	D	L	D1	Collet	Spanner	FIG	KGS
CD020108.4020060	BT40–CSK20–60	3~20	60	48	CSK20	TSK20	A	1.3
CD020108.4020075	BT40–CSK20–75		75				A	1.4
CD020108.4020090	BT40–CSK20–90		90				A	1.6
CD020108.4020120	BT40–CSK20–120		120				A	2.0
CD020108.4025075	BT40–CSK25–75	4~25	75	55	CSK25	TSK25	A	1.7
CD020108.4025090	BT40–CSK25–90		90				A	1.8
CD020108.4025120	BT40–CSK25–120		120				A	2.0
CD020108.5006105	BT50–CSK6–105	1~6	105	20	CSK6	TSK6	A	3.8
CD020108.5006135	BT50–CSK6–135		135				B	3.9
CD020108.5006165	BT50–CSK6–165		165				B	4.0
CD020108.5006200	BT50–CSK6–200		200				B	4.2
CD020108.5010105	BT50–CSK10–105	1~10	105	27.5	CSK10	TSK10	A	4.2
CD020108.5010135	BT50–CSK10–135		135				A	4.4
CD020108.5010165	BT50–CSK10–165		165				B	4.6
CD020108.5010200	BT50–CSK10–200		200				B	4.8
CD020108.5010225	BT50–CSK10–225		225				B	5.0
CD020108.5013105	BT50–CSK13–105	2~13	105	37	CSK13	TSK13	A	1.1
CD020108.5013135	BT50–CSK13–135		135				A	1.1
CD020108.5013165	BT50–CSK13–165		165				A	1.1
CD020108.5013200	BT50–CSK13–200		200				A	1.1
CD020108.5013225	BT50–CSK13–225		225				A	1.1
CD020108.5016105	BT50–CSK16–105	2~16	105	40	CSK16	TSK16	A	4.7
CD020108.5016135	BT50–CSK16–135		135				A	4.9
CD020108.5016165	BT50–CSK16–165		165				B	5.1
CD020108.5016200	BT50–CSK16–200		200				B	5.5
CD020108.5016225	BT50–CSK16–225		225				A	1.1
CD020108.5020105	BT50–CSK20–105	3~20	105	48	CSK20	TSK20	A	4.3
CD020108.5020135	BT50–CSK20–135		135				A	4.6
CD020108.5020165	BT50–CSK20–165		165				A	5.0
CD020108.5020200	BT50–CSK20–200		200				A	5.4
CD020108.5020225	BT50–CSK20–225		225				A	
CD020108.5025105	BT50–CSK25–105	4~25	105	55	CSK25	TSK25	A	5.2
CD020108.5025135	BT50–CSK25–135		135				A	5.4
CD020108.5025165	BT50–CSK25–165		165				A	5.6
CD020108.5025200	BT50–CSK25–200		200				A	5.8
CD020108.5025225	BT50–CSK25–225		225				A	6.0

CHONGDE PRECISION MACHINERY 崇德精密機械

CSK高速刀柄系列 HIGH SPEED CSK MILLING CHUCK SERIES

CD0201-09 SK/DIN69871) GSK高转速精密筒夹刀柄
SK(DIN69871) GSK HIGH SPEED COLLET CHUCK

订货号 Order No.	型号 Model No.	D	L	D1	Collet	Spanner	FIG	KGS
CD020109.3006060	SK30-GSK6-60	1~6	60	19.5	CSK6	GH19	A	0.7
CD020109.3006090	SK30-GSK6-90		90				A	0.7
CD020109.3006120	SK30-GSK6-120		120				B	0.8
CD020109.3010045	SK30-GSK10-45	1~10	45	27.1	CSK10	GH27	A	0.8
CD020109.3010060	SK30-GSK10-60		60				A	0.9
CD020109.3010075	SK30-GSK10-75		75				A	1.0
CD020109.3010090	SK30-GSK10-90		90				A	1.0
CD020109.3010120	SK30-GSK10-120		120				A	1.1
CD020109.3013090	SK30-GSK13-90	2-13	90	33	CSK13	GH33	A	1.1
CD020109.3016060	SK30-GSK16-60	2~16	60	40	CSK16	GH40	A	1.1
CD020109.3016075	SK30-GSK16-75		75				A	1.2
CD020109.3016090	SK30-GSK16-90		90				A	1.2
CD020109.3016120	SK30-GSK16-120		120				A	1.3
CD020109.3020060	SK30-GSK20-60	3~20	60	48	CSK20	GH48	A	0.7
CD020109.3020075	SK30-GSK20-75		75				A	0.9
CD020109.3020090	SK30-GSK20-90		90				A	1.2
CD020109.3025090	SK30-GSK25-90	4~25	90	55	CSK25	GH55	A	1.5
CD020109.4006060	SK40-GSK6-60	1~6	60	19.5	CSK6	GH19	A	1.0
CD020109.4006090	SK40-GSK6-90		90				A	1.1
CD020109.4006120	SK40-GSK6-120		120				B	1.4
CD020109.4006150	SK40-GSK6-150		150				B	1.5
CD020109.4010060	SK40-GSK10-60	1~10	60	27.1	CSK10	GH27	A	1.1
CD020109.4010075	SK40-GSK10-75		75				A	1.2
CD020109.4010090	SK40-GSK10-90		90				A	1.2
CD020109.4010120	SK40-GSK10-120		120				B	1.4
CD020109.4010150	SK40-GSK10-150		150				B	1.6
CD020109.4010180	SK40-GSK10-180		180				B	1.6
CD20109.4013090	SK40-GSK13-90	2-13	90	33	CSK13	GH33	A	1.4
CD020109.4016060	SK40-GSK16-60	2~16	60	40	CSK16	GH40	A	1.3
CD020109.4016075	SK40-GSK16-75		75				A	1.4
CD020109.4016090	SK40-GSK16-90		90				A	1.5
CD020109.4016120	SK40-GSK16-120		120				A	1.7
CD020109.4016150	SK40-GSK16-150		150				A	1.9
CD020109.4016180	SK40-GSK16-180		180				A	2.0
CD020109.4020060	SK40-GSK20-60	3~20	60	48	CSK20	GH48	A	1.3
CD020109.4020075	SK40-GSK20-75		75				A	1.4
CD020109.4020090	SK40-GSK20-90		90				A	1.6
CD020109.4020120	SK40-GSK20-120		120				A	2.0
CD020109.4025075	SK40-GSK25-75	4~25	75	55	CSK25	GH55	A	1.7
CD020109.4025090	SK40-GSK25-90		90				A	1.8
CD020109.4025120	SK40-GSK25-120		120				A	2.0
CD020109.5006105	SK50-GSK6-105	1~6	105	19.5	CSK6	GH19	A	3.8
CD020109.5006135	SK50-GSK6-135		135				B	3.9
CD020109.5006165	SK50-GSK6-165		165				B	4.0
CD020109.5006200	SK50-GSK6-200		200				B	4.2
CD020109.5010105	SK50-GSK10-105	1~10	105	27.1	CSK10	GH27	A	4.2
CD020109.5010135	SK50-GSK10-135		135				A	4.4
CD020109.5010165	SK50-GSK10-165		165				B	4.6
CD020109.5010200	SK50-GSK10-200		200				B	4.8
CD020109.5010225	SK50-GSK10-225		225				B	5.0
CD020109.5013135	SK50-GSK13-135	2-13	135	33	CSK13	GH33	B	5.0
CD020109.5016105	SK50-GSK16-105	2~16	105	40	CSK16	GH40	A	4.7
CD020109.5016135	SK50-GSK16-135		135				A	4.9
CD020109.5016165	SK50-GSK16-165		165				B	5.1
CD020109.5016200	SK50-GSK16-200		200				B	5.5
CD020109.5020105	SK50-GSK20-105	3~20	105	48	CSK20	GH48	A	4.3
CD020109.5020135	SK50-GSK20-135		135				A	4.6
CD020109.5020165	SK50-GSK20-165		165				A	5.0
CD020109.5020200	SK50-GSK20-200		200				A	5.4
CD020109.5025105	SK50-GSK25-105	4~25	105	55	CSK25	GH55	A	5.2
CD020109.5025135	SK50-GSK25-135		135				A	5.4
CD020109.5025165	SK50-GSK25-165		165				A	5.6
CD020109.5025225	SK50-GSK25-225		225				A	6.0



FIG A

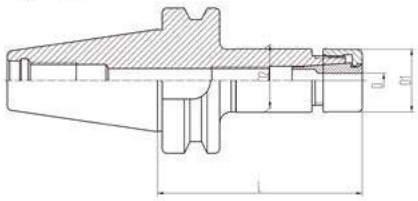

FIG B

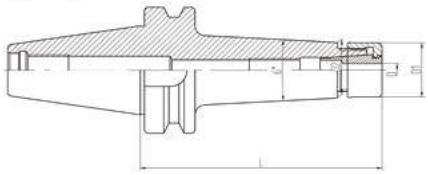

◎锥度等级：≤AT3
◎基本材质：20CrMnTi/JIS-SCM415
◎硬度：56-60HRC
◎渗碳深度：>0.8mm
◎刀柄精做动平衡
G2.5 – 20000rpm/30000rpm

◎Precision taper: ≤AT3
◎Material: 20CrMnTi/JIS-SCM415
◎Hardness: 56-60HRC
◎Carbon Depth: >0.8mm
◎Balancing Grade:
G2.5 -20000rpm/30000rpm

CSK高速刀柄系列 HIGH SPEED CSK MILLING CHUCK SERIES

CD0201–10 CAT(ANSI B5.50) GSK高转速精密筒夹刀柄
CAT(ANSI B5.50) GSK HIGH SPEED COLLET CHUCK

订货号 Order No.	型号 Model No.	D	L	D1	Collet	Spanner	FIG	KGS
CD020110.3006060	CAT30–GSK6–60	1~6	60	19.5	CSK6	GH19	A	0.7
CD020110.3006090	CAT30–GSK6–90		90				A	0.7
CD020110.3006120	CAT30–GSK6–120		120				B	0.8
CD020110.3010045	CAT30–GSK10–45	1~10	45	27.1	CSK10	GH27	A	0.8
CD020110.3010060	CAT30–GSK10–60		60				A	0.9
CD020110.3010075	CAT30–GSK10–75		75				A	1.0
CD020110.3010090	CAT30–GSK10–90		90				A	1.0
CD020110.3010120	CAT30–GSK10–120		120				A	1.1
CD020110.3016060	CAT30–GSK16–60	2~16	60	40	CSK16	GH40	A	1.1
CD020110.3016075	CAT30–GSK16–75		75				A	1.2
CD020110.3016090	CAT30–GSK16–90		90				A	1.2
CD020110.3016120	CAT30–GSK16–120		120				A	1.3
CD020110.3020060	CAT30–GSK20–60	3~20	60	48	CSK20	GH48	A	0.7
CD020110.3020075	CAT30–GSK20–75		75				A	0.9
CD020110.3020090	CAT30–GSK20–90		90				A	1.2
CD020110.3025090	CAT30–GSK25–90	4~25	90	55	CSK25	GH55	A	1.5
CD020110.4006060	CAT40–GSK6–60	1~6	60	19.5	CSK6	GH19	A	1.0
CD020110.4006090	CAT40–GSK6–90		90				A	1.1
CD020110.4006120	CAT40–GSK6–120		120				B	1.4
CD020110.4006150	CAT40–GSK6–150		150				B	1.5
CD020110.4010060	CAT40–GSK10–60	1~10	60	27.1	CSK10	GH27	A	1.1
CD020110.4010075	CAT40–GSK10–75		75				A	1.2
CD020110.4010090	CAT40–GSK10–90		90				A	1.2
CD020110.4010120	CAT40–GSK10–120		120				B	1.4
CD020110.4010150	CAT40–GSK10–150		150				B	1.6
CD020110.4010180	CAT40–GSK10–180		180				B	1.6
CD020110.4013090	CAT40–GSK13–90	2~13	90	33	CSK13	GH33	A	1.6
CD020110.4013120	CAT40–GSK13–120		120				A	1.6
CD020110.4016060	CAT40–GSK16–60	2~16	60	40	CSK16	GH40	A	1.3
CD020110.4016075	CAT40–GSK16–75		75				A	1.4
CD020110.4016090	CAT40–GSK16–90		90				A	1.5
CD020110.4016120	CAT40–GSK16–120		120				A	1.7
CD020110.4016150	CAT40–GSK16–150		150				A	1.9
CD020110.4016180	CAT40–GSK16–180		180				A	2.0
CD020110.4020060	CAT40–GSK20–60	3~20	60	48	CSK20	GH48	A	1.3
CD020110.4020075	CAT40–GSK20–75		75				A	1.4
CD020110.4020090	CAT40–GSK20–90		90				A	1.6
CD020110.4020120	CAT40–GSK20–120		120				A	2.0
CD020110.4025075	CAT40–GSK25–75	4~25	75	55	CSK25	GH55	A	1.7
CD020110.4025090	CAT40–GSK25–90		90				A	1.8
CD020110.4025120	CAT40–GSK25–120		120				A	2.0
CD020110.5006105	CAT50–GSK6–105	1~6	105	19.5	CSK6	GH19	A	3.8
CD020110.5006135	CAT50–GSK6–135		135				B	3.9
CD020110.5006165	CAT50–GSK6–165		165				B	4.0
CD020110.5006200	CAT50–GSK6–200		200				B	4.2
CD020110.5010105	CAT50–GSK10–105	1~10	105	27.1	CSK10	GH27	A	4.2
CD020110.5010135	CAT50–GSK10–135		135				A	4.4
CD020110.5010165	CAT50–GSK10–165		165				B	4.6
CD020110.5010200	CAT50–GSK10–200		200				B	4.8
CD020110.5010225	CAT50–GSK10–225		225				B	5.0
CD020110.5016105	CAT50–GSK16–105	2~16	105	40	CSK16	GH40	A	4.7
CD020110.5016135	CAT50–GSK16–135		135				A	4.9
CD020110.5016165	CAT50–GSK16–165		165				B	5.1
CD020110.5016200	CAT50–GSK16–200		200				B	5.5
CD020110.5020105	CAT50–GSK20–105	3~20	105	48	CSK20	GH48	A	4.3
CD020110.5020135	CAT50–GSK20–135		135				A	4.6
CD020110.5020165	CAT50–GSK20–165		165				A	5.0
CD020110.5020200	CAT50–GSK20–200		200				A	5.4
CD020110.5025105	CAT50–GSK25–105	4~25	105	55	CSK25	GH55	A	5.2
CD020110.5025135	CAT50–GSK25–135		135				A	5.4
CD020110.5025165	CAT50–GSK25–165		165				A	5.6
CD020110.5025225	CAT50–GSK25–225		225				A	6.0



FIG A

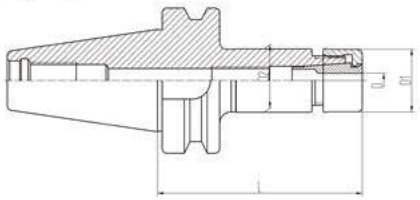

FIG B

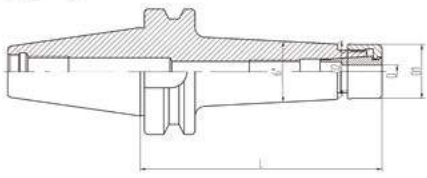

◎锥度等级：≤AT3
◎基本材质：20CrMnTi/JIS–SCM415
◎硬度：56–60HRC
◎渗碳深度：>0.8mm
◎刀柄精做动平衡
G2.5– 20000rpm/30000rpm

◎Precision taper: ≤AT3
◎Material: 20CrMnTi/JIS–SCM415
◎Hardness: 56–60HRC
◎Carbon Depth: >0.8mm
◎Balancing Grade:
G2.5 –20000rpm/30000rpm

CHONGDE PRECISION MACHINERY 崇德精密機械

CSK高速刀柄系列 HIGH SPEED CSK MILLING CHUCK SERIES

CD0201–11 SK/DIN69871) CSK高转速精密筒夹刀柄
SK/DIN69871) CSK HIGH SPEED COLLET CHUCK

订货号 Order No.	型号 Model No.	D	L	D1	Collet	Spanner	FIG	KGS
CD020111.3006060	SK30–CSK6–60	1~6	60	19.5	CSK6	TSK6	A	0.7
CD020111.3006090	SK30–CSK6–90		90				A	0.7
CD020111.3006120	SK30–CSK6–120		120				B	0.8
CD020111.3010045	SK30–CSK10–45	1~10	45	27.5	CSK10	TSK10	A	0.8
CD020111.3010060	SK30–CSK10–60		60				A	0.9
CD020111.3010075	SK30–CSK10–75		75				A	1.0
CD020111.3010090	SK30–CSK10–90		90				A	1.0
CD020111.3010120	SK30–CSK10–120		120				A	1.1
CD020111.3013060	SK30–CSK13–60	2~13	60	37	CSK13	TSK13	A	1.1
CD020111.3013090	SK30–CSK13–90		90				A	1.3
CD020111.3013120	SK30–CSK13–120		120				A	1.5
CD020111.3016060	SK30–CSK16–60	2~16	60	40	CSK16	TSK16	A	1.1
CD020111.3016075	SK30–CSK16–75		75				A	1.2
CD020111.3016090	SK30–CSK16–90		90				A	1.2
CD020111.3016120	SK30–CSK16–120		120				A	1.3
CD020111.3020060	SK30–CSK20–60	3~20	60	48	CSK20	TSK20	A	0.7
CD020111.3020075	SK30–CSK20–75		75				A	0.9
CD020111.3020090	SK30–CSK20–90		90				A	1.2
CD020111.3025090	SK30–CSK25–90	4~25	90	55	CSK25	TSK25	A	1.5
CD020111.4006060	SK40–CSK6–60	1~6	60	20	CSK6	TSK6	A	1.0
CD020111.4006090	SK40–CSK6–90		90				A	1.1
CD020111.4006120	SK40–CSK6–120		120				B	1.4
CD020111.4006150	SK40–CSK6–150		150				B	1.5
CD020111.4010060	SK40–CSK10–60	1~10	60	27.5	CSK10	TSK10	A	1.1
CD020111.4010075	SK40–CSK10–75		75				A	1.2
CD020111.4010090	SK40–CSK10–90		90				A	1.2
CD020111.4010120	SK40–CSK10–120		120				B	1.4
CD020111.4010150	SK40–CSK10–150		150				B	1.6
CD020111.4010180	SK40–CSK10–180		180				B	1.6
CD020111.4013060	SK40–CSK13–60	2~13	60	37	CSK13	TSK13	A	1.3
CD020111.4013090	SK40–CSK13–90		90				A	1.5
CD020111.4016060	SK40–CSK16–60	2~16	60	40	CSK16	TSK16	A	1.3
CD020111.4016075	SK40–CSK16–75		75				A	1.4
CD020111.4016090	SK40–CSK16–90		90				A	1.5
CD020111.4016120	SK40–CSK16–120		120				A	1.7
CD020111.4016150	SK40–CSK16–150		150				A	1.9
CD020111.4016180	SK40–CSK16–180		180				A	2.0
CD020111.4020060	SK40–CSK20–60	3~20	60	48	CSK20	TSK20	A	1.3
CD020111.4020075	SK40–CSK20–75		75				A	1.4
CD020111.4020090	SK40–CSK20–90		90				A	1.6
CD020111.4020120	SK40–CSK20–120		120				A	2.0
CD020111.4025075	SK40–CSK25–75	4~25	75	55	CSK25	TSK25	A	1.7
CD020111.4025090	SK40–CSK25–90		90				A	1.8
CD020111.4025120	SK40–CSK25–120		120				A	2.0
CD020111.5006105	SK50–CSK6–105	1~6	105	20	CSK6	TSK6	A	3.8
CD020111.5006135	SK50–CSK6–135		135				B	3.9
CD020111.5006165	SK50–CSK6–165		165				B	4.0
CD020111.5006200	SK50–CSK6–200		200				B	4.2
CD020111.5010105	SK50–CSK10–105	1~10	105	27.5	CSK10	TSK10	A	4.2
CD020111.5010135	SK50–CSK10–135		135				A	4.4
CD020111.5010165	SK50–CSK10–165		165				B	4.6
CD020111.5010200	SK50–CSK10–200		200				B	4.8
CD020111.5010225	SK50–CSK10–225		225				B	5.0
CD020111.5016105	SK50–CSK16–105	2~16	105	40	CSK16	TSK16	A	4.7
CD020111.5016135	SK50–CSK16–135		135				A	4.9
CD020111.5016165	SK50–CSK16–165		165				B	5.1
CD020111.5016200	SK50–CSK16–200		200				B	5.5
CD020111.5020105	SK50–CSK20–105	3~20	105	48	CSK20	TSK20	A	4.3
CD020111.5020135	SK50–CSK20–135		135				A	4.6
CD020111.5020165	SK50–CSK20–165		165				A	5.0
CD020111.5020200	SK50–CSK20–200		200				A	5.4
CD020111.5025105	SK50–CSK25–105	4~25	105	55	CSK25	TSK25	A	5.2
CD020111.5025135	SK50–CSK25–135		135				A	5.4
CD020111.5025165	SK50–CSK25–165		165				A	5.6
CD020111.5025225	SK50–CSK25–225		225				A	6.0



FIG A

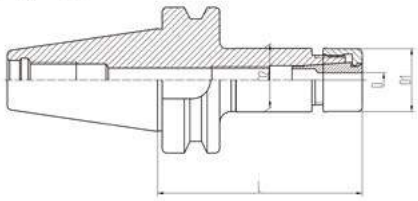

FIG B

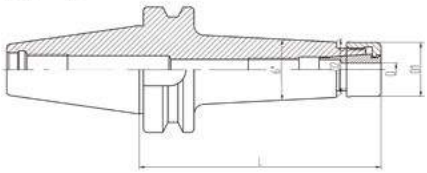

◎锥度等级：≤AT3
◎基本材质：20CrMnTi/JIS–SCM415
◎硬度：56–60HRC
◎渗碳深度：>0.8mm
◎刀柄精做动平衡G2.5– 20000rpm

◎Precision taper: ≤AT3
◎Material: 20CrMnTi/JIS–SCM415
◎Hardness: 56–60HRC
◎Carbon Depth: >0.8mm
◎Shank dynamic balance standard: G2.5– 20000rpm

CSK高速刀柄系列 HIGH SPEED CSK MILLING CHUCK SERIES

CD0201–12 CAT(ANSI B5.50)– CSK高转速精密筒夹刀柄
CAT(ANSI B5.50)– CSK HIGH SPEED COLLET CHUCK

订货号 Order No.r	型号 Model No.	D	L	D1	Collet	Spanner	FIG	KGS
CD020112.3006060	CAT30–CSK6–60	1~6	60	20	CSK6	TSK6	A	0.7
CD020112.3006090	CAT30–CSK6–90		90				A	0.7
CD020112.3006120	CAT30–CSK6–120		120				B	0.8
CD020112.3010045	CAT30–CSK10–45	1~10	45	27.5	CSK10	TSK10	A	0.8
CD020112.3010060	CAT30–CSK10–60		60				A	0.9
CD020112.3010075	CAT30–CSK10–75		75				A	1.0
CD020112.3010090	CAT30–CSK10–90		90				A	1.0
CD020112.3010120	CAT30–CSK10–120		120				A	1.1
CD020112.3013060	CAT30–CSK13–60	2~13	60	37	CSK13	TSK13	A	1.1
CD020112.3013090	CAT30–CSK13–90		90				A	1.3
CD020112.3013120	CAT30–CSK13–120		120				A	1.5
CD020112.3016060	CAT30–CSK16–60	2~16	60	40	CSK16	TSK16	A	1.1
CD020112.3016075	CAT30–CSK16–75		75				A	1.2
CD020112.3016090	CAT30–CSK16–90		90				A	1.2
CD020112.3016120	CAT30–CSK16–120		120				A	1.3
CD020112.3020060	CAT30–CSK20–60	3~20	60	48	CSK20	TSK20	A	0.7
CD020112.3020075	CAT30–CSK20–75		75				A	0.9
CD020112.3020090	CAT30–CSK20–90		90				A	1.2
CD020112.3025090	CAT30–CSK25–90	4~25	90	55	CSK25	TSK25	A	1.5
CD020112.4006060	CAT40–CSK6–60	1~6	60	20	CSK6	TSK6	A	1.0
CD020112.4006090	CAT40–CSK6–90		90				A	1.1
CD020112.4006120	CAT40–CSK6–120		120				B	1.4
CD020112.4006150	CAT40–CSK6–150		150				B	1.5
CD020112.4010060	CAT40–CSK10–60	1~10	60	27.5	CSK10	TSK10	A	1.1
CD020112.4010075	CAT40–CSK10–75		75				A	1.2
CD020112.4010090	CAT40–CSK10–90		90				A	1.2
CD020112.4010120	CAT40–CSK10–120		120				B	1.4
CD020112.4010150	CAT40–CSK10–150		150				B	1.6
CD020112.4010180	CAT40–CSK10–180		180				B	1.6
CD020112.4013060	CAT40–CSK13–60	2~13	60	37	CSK13	TSK13	A	1.3
CD020112.4013090	CAT40–CSK13–90		90				A	1.5
CD020112.4016060	CAT40–CSK16–60	2~16	60	40	CSK16	TSK16	A	1.3
CD020112.4016075	CAT40–CSK16–75		75				A	1.4
CD020112.4016090	CAT40–CSK16–90		90				A	1.5
CD020112.4016120	CAT40–CSK16–120		120				A	1.7
CD020112.4016150	CAT40–CSK16–150		150				A	1.9
CD020112.4016180	CAT40–CSK16–180		180				A	2.0
CD020112.4020060	CAT40–CSK20–60	3~20	60	48	CSK20	TSK20	A	1.3
CD020112.4020075	CAT40–CSK20–75		75				A	1.4
CD020112.4020090	CAT40–CSK20–90		90				A	1.6
CD020112.4020120	CAT40–CSK20–120		120				A	2.0
CD020112.4025075	CAT40–CSK25–75	4~25	75	55	CSK25	TSK25	A	1.7
CD020112.4025090	CAT40–CSK25–90		90				A	1.8
CD020112.4025120	CAT40–CSK25–120		120				A	2.0
CD020112.5006105	CAT50–CSK6–105	1~6	105	19.5	CSK6	TSK6	A	3.8
CD020112.5006135	CAT50–CSK6–135		135				B	3.9
CD020112.5006165	CAT50–CSK6–165		165				B	4.0
CD020112.5006200	CAT50–CSK6–200		200				B	4.2
CD020112.5010105	CAT50–CSK10–105	1~10	105	27.5	CSK10	TSK10	A	4.2
CD020112.5010135	CAT50–CSK10–135		135				A	4.4
CD020112.5010165	CAT50–CSK10–165		165				B	4.6
CD020112.5010200	CAT50–CSK10–200		200				B	4.8
CD020112.5010225	CAT50–CSK10–225		225				B	5.0
CD020112.5016105	CAT50–CSK16–105	2~16	105	40	CSK16	TSK16	A	4.7
CD020112.5016135	CAT50–CSK16–135		135				A	4.9
CD020112.5016165	CAT50–CSK16–165		165				B	5.1
CD020112.5016200	CAT50–CSK16–200		200				B	5.5
CD020112.5020105	CAT50–CSK20–105	3~20	105	48	CSK20	TSK20	A	4.3
CD020112.5020135	CAT50–CSK20–135		135				A	4.6
CD020112.5020165	CAT50–CSK20–165		165				A	5.0
CD020112.5020200	CAT50–CSK20–200		200				A	5.4
CD020112.5025105	CAT50–CSK25–105	4~25	105	55	CSK25	TSK25	A	5.2
CD020112.5025135	CAT50–CSK25–135		135				A	5.4
CD020112.5025165	CAT50–CSK25–165		165				A	5.6
CD020112.5025225	CAT50–CSK25–225		225				A	6.0



FIG A

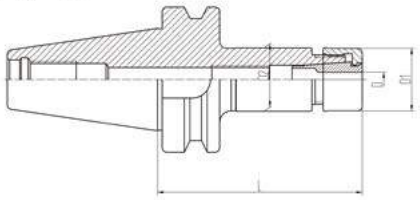

FIG B

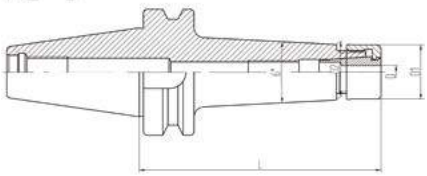

◎锥度等级：≤AT3
◎基本材质：20CrMnTi/JIS–SCM415
◎硬度：56–60HRC
◎渗碳深度：>0.8mm
◎刀柄精做动平衡G2.5 –20000rpm

◎Precision taper: ≤AT3
◎Material: 20CrMnTi/JIS–SCM415
◎Hardness: 56–60HRC
◎Carbon Depth: >0.8mm
◎Shank dynamic balance standard: G2.5 –20000rpm

CHONGDE PRECISION MACHINERY 崇德精密機械

CSK高速刀柄系列 HIGH SPEED CSK MILLING CHUCK SERIES

精度3μ/5μ Integrated precision 3μ/5μ



高速CSK筒夹综合特点

◎材质：JIS–SUJ2;
◎硬度：46–50HRC；
◎筒夹锥前面的凸台设计，工作中不易进入粉尘、切屑，延长了使用寿命；
◎内孔、外圆及端面精密研磨，可达Ra0.4;
◎表面“环保”特殊涂层处理，提高表面硬度、耐磨性，提高清洁度，精度更稳定，表面更光滑，防锈、防腐蚀效果更好，手感更舒适，外型更美观；
◎筒夹8° 的锥角设计，更具有夹持力，提高抗震性能。

Comprehensive features of CSK High speed collet

◎ Material:JIS–SUJ2;
◎ Hardness:HRC46–50;
◎ The design of the convex platform in front of the collet can prevent dust and chip getting into the collet when processing, prolong the tool's life;
◎ End and the cylindrical are grinding for many times, can reach Ra0.4,has a mirror effec;
◎ Surface” environmental protection”, special coating surface treatment, improve the hardness and endurance of the surface, cleaness better, accuracy stable, surface more smooth, antirust, feel comfortable, appearance nice;
◎ The design of 8 ° collet, more clamping force, to improve seismic performance.

》》》精/湛/的/加/工/工/艺 Superb machining technology

*深冷处理

1、–196℃超长深冷处理，使接近全部的残余奥氏体转变为马氏体；
2、析出的纳米级碳化物颗粒，增加硬度和韧性；
3、减少残余应力；
4、耐磨性显著提高。

*Cryogenic treatment

1.–196℃ long cryogenic, nearly all of the residual austenite into martensite;
2. Carbide precipitation of Nanoscale particles, increasing the hardness and toughness;
3. Reducing residual stresses;
4. Wear resistance significantly improved.



深冷处理（Cryogenic treatment）

*时效处理

*超长定型热时效去除残余内应力。

* Thermal aging processing

Removal of residual internal stress by super–long heat aging.



时效处理（Thermal aging processing）

CSK高速刀柄系列 HIGH SPEED CSK MILLING CHUCK SERIES

CD0202–01 CSK高速筒夹 CSK HIGH SPEED COLLET



CSK高精度3u/5u夹头表面涂层处理外观特点：

◎防锈蚀
◎提高表面硬度、耐磨性
◎清洁度更好，精度稳定
◎表面更光滑，手感舒适，外观更漂亮

精度3u/5u Integrated precision 3u/5u

CSK collets feature:

◎Antirust
◎Improve the hardness and endurance of the surface
◎Cleaness better, Accuracy stable
◎Surface more smooth, Feel comfortable, Appearance nice

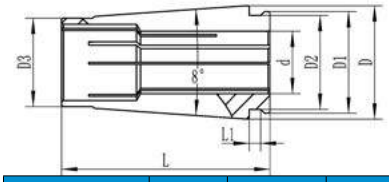



型号 Model No.	d	D	D1	D2	D3	L	L1
CSK06	<3	10.25	8.6	7.6	7.5	25	2.2
	3–6	10.4	8.9				
CSK10	<3	15.3	13	11.9	12	30.5	2.4
	3–10	15.46	13.4				
CSK13	3–13	19.97	17.05	15.1	15.5	39	2.4
CSK16	2–16	24.54	20.85	19	18.8	45	2.5
CSK20	4–16	29.1	24.95	23	22.6	54	2.9
CSK25	4–25	35.7	30.2	28.5	28.9	57	3

◎ 材质：JIS–SUJ2
◎ 硬度：46–50HRC
◎ 筒夹8° 锥角设计，具有更强的夹持力，稳定的夹持力度

◎ Material :JIS–SUJ2
◎ Hardness:46–50HRC
◎The design of 8° collet, more clamping force, to improve seismic performance.

CSK06			CSK10			CSK13		
订货号 Order No.	型号 Model No.	范围 Ran0ge	订货号 Order No.	型号 Model No.	范围 Range	订货号 Order No.	型号 Model No.	范围 Range
CD020201.06010	CSK06–1	1–0.75	CD020201.10010	CSK10–1	1–0.75	CD020201.13020	CSK13–2	2–1.75
CD020201.06015	CSK06–1.5	1.5–1.25	CD020201.10015	CSK10–1.5	1.5–1.25	CD020201.13025	CSK13–2.5	2.5–2.25
CD020201.06020	CSK06–2	2–1.75	CD020201.10020	CSK10–2	2–1.75	CD020201.13030	CSK13–3	3–2.75
CD020201.06025	CSK06–2.5	2.5–2.25	CD020201.10025	CSK10–2.5	2.5–2.25	CD020201.13035	CSK13–3.5	3.5–3
CD020201.06030	CSK06–3	3–2.75	CD020201.10030	CSK10–3	3–2.75	CD020201.13040	CSK13–4	4–3.5
CD020201.06035	CSK06–3.5	3.5–3	CD020201.10032	CSK10–3.175	3.175–2.7	CD020201.13045	CSK13–4.5	4.5–4
CD020201.06040	CSK06–4	4–3.5	CD020201.10035	CSK10–3.5	3.5–3	CD020201.13050	CSK13–5	5–4.5
CD020201.06045	CSK06–4.5	4.5–4	CD020201.10040	CSK10–4	4–3.5	CD020201.13055	CSK13–5.5	5.5–5
CD020201.06050	CSK06–5	5–4.5	CD020201.10045	CSK10–4.5	4.5–4	CD020201.13060	CSK13–6	6–5.5
CD020201.06055	CSK06–5.5	5.5–5	CD020201.10050	CSK10–5	5–4.5	CD020201.13065	CSK13–6.5	6.5–6
CD020201.06060	CSK06–6	6–5.5	CD020201.10055	CSK10–5.5	5.5–5	CD020201.13070	CSK13–7	7–6.5
			CD020201.10060	CSK10–6	6–5.5	CD020201.13075	CSK13–7.5	7.5–7
			CD020201.10065	CSK10–6.5	6.5–6	CD020201.13080	CSK13–8	8–7.5
			CD020201.10070	CSK10–7	7–6.5	CD020201.13085	CSK13–8.5	8.5–8
			CD020201.10075	CSK10–7.5	7.5–7	CD020201.13090	CSK13–9	9–8.5
			CD020201.10080	CSK10–8	8–7.5	CD020201.13095	CSK13–9.5	9.5–9
			CD020201.10085	CSK10–8.5	8.5–8	CD020201.13100	CSK13–10	10–9.5
			CD020201.10090	CSK10–9	9–8.5	CD020201.13105	CSK13–10.5	10.5–10
			CD020201.10095	CSK10–9.5	9.5–9	CD020201.13110	CSK13–11	11–10.5
			CD020201.10100	CSK10–10	10–9.5	CD020201.13115	CSK13–11.5	11.5–11
						CD020201.13120	CSK13–12	12–11.5
						CD020201.13125	CSK13–12.5	12.5–12
						CD020201.13130	CSK13–13	13–12.5

CHONGDE PRECISION MACHINERY 崇德精密機械

CSK高速刀柄系列 HIGH SPEED CSK MILLING CHUCK SERIES

CD0202-01 CSK高速筒夹 CSK HIGH SPEED COLLET

CSK16			CSK20			CSK25		
订货号 Order No.	型号 Model No.	范围 Range	订货号 Order No.	型号 Model No.	范围 Range	订货号 Order No.	型号 Model No.	范围 Range
CD020201.16020	CSK16-2	2-1.75	CD020201.20030	CSK20-3	3-2.5	CD020201.25040	CSK25-4	4-3.5
CD020201.16025	CSK16-2.5	2.5-2.25	CD020201.20035	CSK20-3.5	3.5-3	CD020201.25060	CSK25-6	6-6.5
CD020201.16030	CSK16-3	3-2.75	CD020201.20040	CSK20-4	4-3.5	CD020201.25080	CSK25-8	8-7.5
CD020201.16032	CSK16-3.175	3.175-2.7	CD020201.20045	CSK20-4.5	4.5-4	CD020201.25100	CSK25-10	10.-9.5
CD020201.16035	CSK16-3.5	3.5-3	CD020201.20050	CSK20-5	5-4.5	CD020201.25120	CSK25-12	12-11.5
CD020201.16040	CSK16-4	4-3.5	CD020201.20055	CSK20-5.5	5.5-5	CD020201.25140	CSK25-14	14-13.5
CD020201.16045	CSK16-4.5	4.5-4	CD020201.20060	CSK20-6	6-5.5	CD020201.25160	CSK25-16	16-15.5
CD020201.16050	CSK16-5	5-4.5	CD020201.20065	CSK20-6.5	6.5-6	CD020201.25165	CSK25-16.5	16.5-16
CD020201.16055	CSK16-5.5	5.5-5	CD020201.20070	CSK20-7	7-6.5	CD020201.25170	CSK25-17	17-16.5
CD020201.16060	CSK16-6	6-5.5	CD020201.20075	CSK20-7.5	7.5-7	CD020201.25175	CSK25-17.5	17.5-17
CD020201.16065	CSK16-6.5	6.5-6	CD020201.20080	CSK20-8	8-7.5	CD020201.25180	CSK25-18	18-17.5
CD020201.16070	CSK16-7	7-6.5	CD020201.20085	CSK20-8.5	8.5-8	CD020201.25185	CSK25-18.5	18.5-18
CD020201.16075	CSK16-7.5	7.5-7	CD020201.20090	CSK20-9	9-8.5	CD020201.25190	CSK25-19	19-18.5
CD020201.16080	CSK16-8	8-7.5	CD020201.20095	CSK20-9.5	9.5-9	CD020201.25195	CSK25-19.5	19.5-19
CD020201.16085	CSK16-8.5	8.5-8	CD020201.20100	CSK20-10	10-9.5	CD020201.25200	CSK25-20	20-19.5
CD020201.16090	CSK16-9	9-8.5	CD020201.20105	CSK20-10.5	10.5-10	CD020201.25205	CSK25-20.5	20.5-20
CD020201.16095	CSK16-9.5	9.5-9	CD020201.20110	CSK20-11	11-10.5	CD020201.25210	CSK25-21	21-20.5
CD020201.16100	CSK16-10	10-9.5	CD020201.20115	CSK20-11.5	11.5-11	CD020201.25215	CSK25-21.5	21.5-21
CD020201.16105	CSK16-10.5	10.5-10	CD020201.20120	CSK20-12	12-11.5	CD020201.25220	CSK25-22	22-21.5
CD020201.16110	CSK16-11	11-10.5	CD020201.20125	CSK20-12.5	12.5-12	CD020201.25225	CSK25-22.5	22.5-22
CD020201.16115	CSK16-11.5	11.5-11	CD020201.20130	CSK20-13	13-12.5	CD020201.25230	CSK25-23	23-22.5
CD020201.16120	CSK16-12	12-11.5	CD020201.20135	CSK20-13.5	13.5-13	CD020201.25235	CSK25-23.5	23.5-23
CD020201.16125	CSK16-12.5	12.5-12	CD020201.20140	CSK20-14	14-13.5	CD020201.25240	CSK25-24	24-23.5
CD020201.16130	CSK16-13	13-12.5	CD020201.20145	CSK20-14.5	14.5-14	CD020201.25245	CSK25-24.5	24.5-24
CD020201.16135	CSK16-13.5	13.5-13	CD020201.20150	CSK20-15	15-14.5	CD020201.25250	CSK25-25	25-24.5
CD020201.16140	CSK16-14	14-13.5	CD020201.20155	CSK20-15.5	15.5-15	CD020201.25254	CSK25-25.4	25.4-25
CD020201.16145	CSK16-14.5	14.5-14	CD020201.20160	CSK20-16	16-15.5			
CD020201.16150	CSK16-15	15-14.5	CD020201.20165	CSK20-16.5	16.5-16			
CD020201.16155	CSK16-15.5	15.5-15	CD020201.20170	CSK20-17	17-16.5			
CD020201.16160	CSK16-16	16-15.5	CD020201.20175	CSK20-17.5	17.5-17			
			CD020201.20180	CSK20-18	18-17.5			
			CD020201.20185	CSK20-18.5	18.5-18			
			CD020201.20190	CSK20-19	19-18.5			
			CD020201.20195	CSK20-19.5	19.5-19			
			CD020201.20200	CSK20-20	20-19.5			

CSK高速刀柄系列 HIGH SPEED CSK MILLING CHUCK SERIES

CD0202-01 CSK高速筒夹 CSK HIGH SPEED COLLET

CSK06		CSK10		CSK13	
订货号 Order No.	型号 Model No.	订货号 Order No.	型号 Model No.	订货号 Order No.	型号 Model No.
CD020201.06008	CSK06-1/32	CD020201.10008	CSK10-1/32	CD020201.13019	CSK13-5/64
CD020201.06012	CSK06-3/64	CD020201.10012	CSK10-3/64	CD020201.13024	CSK13-3/32
CD020201.06016	CSK06-1/16	CD020201.10016	CSK10-1/16	CD020201.13028	CSK13-7/64
CD020201.06019	CSK06-5/64	CD020201.10019	CSK10-5/64	CD020201.13032	CSK13-1/8
CD020201.06024	CSK06-3/32	CD020201.10024	CSK10-3/32	CD020201.13036	CSK13-9/64
CD020201.06028	CSK06-7/64	CD020201.10028	CSK10-7/64	CD020201.13039	CSK13-5/32
CD020201.06032	CSK06-1/8	CD020201.10032	CSK10-1/8	CD020201.13044	CSK13-11/64
CD020201.06036	CSK06-9/64	CD020201.10036	CSK10-9/64	CD020201.13048	CSK13-3/16
CD020201.06039	CSK06-5/32	CD020201.10039	CSK10-5/32	CD020201.13052	CSK13-13/64
CD020201.06044	CSK06-11/64	CD020201.10044	CSK10-11/64	CD020201.13056	CSK13-7/32
CD020201.06048	CSK06-3/16	CD020201.10048	CSK10-3/16	CD020201.13059	CSK13-15/64
CD020201.06052	CSK06-13/64	CD020201.10052	CSK10-13/64	CD020201.13064	CSK13-1/4
CD020201.06056	CSK06-7/32	CD020201.10056	CSK10-7/32	CD020201.13067	CSK13-17/64
CD020201.06059	CSK06-15/64	CD020201.10059	CSK10-15/64	CD020201.13071	CSK13-9/32
		CD020201.10064	CSK10-1/4	CD020201.13075	CSK13-19/64
		CD020201.10067	CSK10-17/64	CD020201.13079	CSK13-5/16
		CD020201.10071	CSK10-9/32	CD020201.13083	CSK13-21/64
		CD020201.10075	CSK10-19/64	CD020201.13087	CSK13-11/32
		CD020201.10079	CSK10-5/16	CD020201.13091	CSK13-23/64
		CD020201.10083	CSK10-21/64	CD020201.13095	CSK13-3/8
		CD020201.10087	CSK10-11/32	CD020201.13099	CSK13-25/64
		CD020201.10091	CSK10-23/64	CD020201.13103	CSK13-13/32
		CD020201.10095	CSK10-3/8	CD020201.13107	CSK13-27/64
		CD020201.10099	CSK10-25/64	CD020201.13111	CSK13-7/16
				CD020201.13115	CSK13-29/64
				CD020201.13119	CSK13-15/32
				CD020201.13123	CSK13-31/64
				CD020201.13127	CSK13-1/2

注：英制规格可定制。 Inch type can be customized.

CD0202-01 CSK高速筒夹 CSK HIGH SPEED COLLET

CSK16		CSK20		CSK25	
订货号 Order No.	型号 Model No.	订货号 Order No.	型号 Model No.	订货号 Order No.	型号 Model No.
CD020201.16032	CSK16-1/8	CD020201.20039	CSK20-5/32	CD020201.25059	CSK25-15/64
CD020201.16036	CSK16-9/64	CD020201.20044	CSK20-11/64	CD020201.25064	CSK25-1/4
CD020201.16039	CSK16-5/32	CD020201.20048	CSK20-3/16	CD020201.25067	CSK25-17/64
CD020201.16044	CSK16-11/64	CD020201.20052	CSK20-13/64	CD020201.25071	CSK25-9/32
CD020201.16048	CSK16-3/16	CD020201.20056	CSK20-7/32	CD020201.25075	CSK25-19/64
CD020201.16052	CSK16-13/64	CD020201.20059	CSK20-15/64	CD020201.25079	CSK25-5/16
CD020201.16056	CSK16-7/32	CD020201.20064	CSK20-1/4	CD020201.25083	CSK25-21/64
CD020201.16059	CSK16-15/64	CD020201.20067	CSK20-17/64	CD020201.25087	CSK25-11/32
CD020201.16064	CSK16-1/4	CD020201.20071	CSK20-9/32	CD020201.25091	CSK25-23/64
CD020201.16067	CSK16-17/64	CD020201.20075	CSK20-19/64	CD020201.25095	CSK25-3/8
CD020201.16071	CSK16-9/32	CD020201.20079	CSK20-5/16	CD020201.25099	CSK25-25/64
CD020201.16075	CSK16-19/64	CD020201.20083	CSK20-21/64	CD020201.25103	CSK25-13/32
CD020201.16079	CSK16-5/16	CD020201.20087	CSK20-11/32	CD020201.25107	CSK25-27/64
CD020201.16083	CSK16-21/64	CD020201.20091	CSK20-23/64	CD020201.25111	CSK25-7/16
CD020201.16087	CSK16-11/32	CD020201.20095	CSK20-3/8	CD020201.25115	CSK25-29/64
CD020201.16091	CSK16-23/64	CD020201.20099	CSK20-25/64	CD020201.25119	CSK25-15/32
CD020201.16095	CSK16-3/8	CD020201.20103	CSK20-13/32	CD020201.25123	CSK25-31/64
CD020201.16099	CSK16-25/64	CD020201.20107	CSK20-27/64	CD020201.25127	CSK25-1/2
CD020201.16103	CSK16-13/32	CD020201.20111	CSK20-7/16	CD020201.25131	CSK25-33/64
CD020201.16107	CSK16-27/64	CD020201.20115	CSK20-29/64	CD020201.25135	CSK25-17/32
CD020201.16111	CSK16-7/16	CD020201.20119	CSK20-15/32	CD020201.25139	CSK25-35/64
CD020201.16115	CSK16-29/64	CD020201.20123	CSK20-31/64	CD020201.25143	CSK25-9/16
CD020201.16119	CSK16-15/32	CD020201.20127	CSK20-1/2	CD020201.25147	CSK25-37/64
CD020201.16123	CSK16-31/64	CD020201.20131	CSK20-33/64	CD020201.25151	CSK25-19/32
CD020201.16127	CSK16-1/2	CD020201.20135	CSK20-17/32	CD020201.25155	CSK25-39/64
CD020201.16131	CSK16-33/64	CD020201.20139	CSK20-35/64	CD020201.25159	CSK25-5/8
CD020201.16135	CSK16-17/32	CD020201.20143	CSK20-9/16	CD020201.25167	CSK25-21/32
CD020201.16139	CSK16-35/64	CD020201.20147	CSK20-37/64	CD020201.25175	CSK25-11/16
CD020201.16143	CSK16-9/16	CD020201.20151	CSK20-19/32	CD020201.25183	CSK25-23/32
CD020201.16147	CSK16-37/64	CD020201.20155	CSK20-39/64	CD020201.25191	CSK25-3/4
CD020201.16151	CSK16-19/32	CD020201.20159	CSK20-5/8	CD020201.25198	CSK25-25/32
CD020201.16155	CSK16-39/64	CD020201.20167	CSK20-21/32	CD020201.25206	CSK25-13/16
CD020201.16159	CSK16-5/8	CD020201.20175	CSK20-11/16	CD020201.25214	CSK25-27/32
		CD020201.20183	CSK20-23/32	CD020201.25222	CSK25-7/8
		CD020201.20191	CSK20-3/4	CD020201.25231	CSK25-29/32
		CD020201.20198	CSK20-25/32	CD020201.25238	CSK25-15/16
				CD020201.25246	CSK25-31/32

CSK高速刀柄系列 HIGH SPEED CSK MILLING CHUCK SERIES

精度检测：Inspection of Accuracy

L	筒夹等级 Class	径向跳动精度Run out
4xd	A级 (A class)	≤8 μ
	AA级 (AA class)	≤5 μ
	AAA级 (AAA class)	≤3 μ



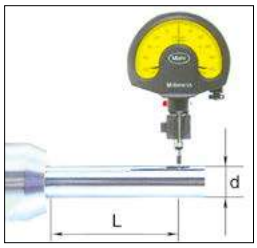

CD0202-02 高精度CSK/C止水筒夹（内冷式）
HIGH ACCURACY CSK/C COLLET(OIL HOLE TYPE)

◎ 材质：进口日本SUJ2;
◎ 硬度：46-50HRC;
◎ 筒夹锥前面的凸台设计，工作中不易进入粉尘、切屑，延长了使 用寿命;
◎ 利用沟槽差异，达到周围止水，仅中心出水的功能;
◎ 适用于夹持有出水孔的刀具
◎ 非标准孔可订制

◎ Material：JIS-SUJ2
◎ Hardness:46-50HRC
◎ The design of the convex platform in front of the collet can prevent dust and chip getting into the collet when processing,prolong the tool's life.
◎ Difference in the use of grooves to reach around the sealing
◎ Central water feature only applies tofolders to hold the water hole tool
◎ Non-standard holes can be customized.



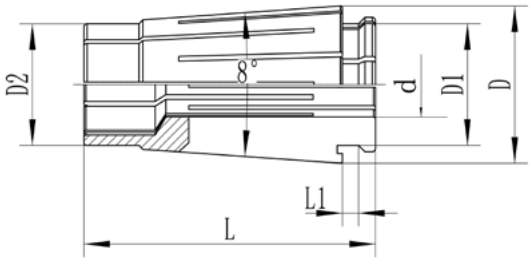

型号 Model No.	d	D	D1	D2	L	L1
CSK10C	4-10	15.27	11.8	11.7	30.5	2.4
CSK13C	5-13	19.7	15.1	15.3	39	2.4
CSK16C	5-16	24.17	18.7	18.7	45	2.5
CSK20C	6-20	28.75	23	22.6	54	2.9
CSK25C	10-25	35.3	28.4	28.5	57	3

精度检测：Inspection of Accuracy

L	筒夹等级 Class	径向跳动精度Run out
4xd	A级 (A class)	≤8 μ
	AA级 (AA class)	≤5 μ
	AAA级 (AAA class)	≤3 μ





CD0202-02 高精度CSK/C止水筒夹（内冷式）
HIGH ACCURACY CSK/C COLLET(OIL HOLE TYPE)

CSK10C		CSK13C	
订货号 Order No.	型号 Model No.	订货号 Order No.	型号 Model No.
CD020202.10040	CSK10C-4	CD020202.13050	CSK13C-5
CD020202.10045	CSK10C-4.5	CD020202.13055	CSK13C-5.5
CD020202.10050	CSK10C-5	CD020202.13060	CSK13C-6
CD020202.10055	CSK10C-5.5	CD020202.13065	CSK13C-6.5
CD020202.10060	CSK10C-6	CD020202.13070	CSK13C-7
CD020202.10065	CSK10C-6.5	CD020202.13075	CSK13C-7.5
CD020202.10070	CSK10C-7	CD020202.13080	CSK13C-8
CD020202.10075	CSK10C-7.5	CD020202.13085	CSK13C-8.5
CD020202.10080	CSK10C-8	CD020202.13090	CSK13C-9
CD020202.10085	CSK10C-8.5	CD020202.13095	CSK13C-9.5
CD020202.10090	CSK10C-9	CD020202.13100	CSK13C-10
CD020202.10095	CSK10C-9.5	CD020202.13105	CSK13C-10.5
CD020202.10100	CSK10C-10	CD020202.13110	CSK13C-11
		CD020202.13115	CSK13C-11.5
		CD020202.13120	CSK13C-12
		CD020202.13125	CSK13C-12.5
		CD020202.13130	CSK13C-13

CSK16C		CSK20C		CSK25C	
订货号 Order No.	型号 Model No.	订货号 Order No.	型号 Model No.	订货号 Order No.	型号 Model No.
CD020202.16050	CSK16C-5	CD020202.20060	CSK20C-6	CD020202.25100	CSK25C-10
CD020202.16055	CSK16C-5.5	CD020202.20065	CSK20C-6.5	CD020202.25105	CSK25C-10.5
CD020202.16060	CSK16C-6	CD020202.20070	CSK20C-7	CD020202.25110	CSK25C-11
CD020202.16065	CSK16C-6.5	CD020202.20075	CSK20C-7.5	CD020202.25115	CSK25C-11.5
CD020202.16070	CSK16C-7	CD020202.20080	CSK20C-8	CD020202.25120	CSK25C-12
CD020202.16075	CSK16C-7.5	CD020202.20085	CSK20C-8.5	CD020202.25125	CSK25C-12.5
CD020202.16080	CSK16C-8	CD020202.20090	CSK20C-9	CD020202.25130	CSK25C-13
CD020202.16085	CSK16C-8.5	CD020202.20095	CSK20C-9.5	CD020202.25135	CSK25C-13.5
CD020202.16090	CSK16C-9	CD020202.20200	CSK20C-10	CD020202.25140	CSK25C-14
CD020202.16095	CSK16C-9.5	CD020202.20205	CSK20C-10.5	CD020202.25145	CSK25C-14.5
CD020202.16100	CSK16C-10	CD020202.20210	CSK20C-11	CD020202.25150	CSK25C-15
CD020202.16105	CSK16C-10.5	CD020202.20215	CSK20C-11.5	CD020202.25155	CSK25C-15.5
CD020202.16110	CSK16C-11	CD020202.20220	CSK20C-12	CD020202.25160	CSK25C-16
CD020202.16115	CSK16C-11.5	CD020202.20225	CSK20C-12.5	CD020202.25165	CSK25C-16.5
CD020202.16120	CSK16C-12	CD020202.20230	CSK20C-13	CD020202.25170	CSK25C-17
CD020202.16125	CSK16C-12.5	CD020202.20235	CSK20C-13.5	CD020202.25175	CSK25C-17.5
CD020202.16130	CSK16C-13	CD020202.20240	CSK20C-14	CD020202.25180	CSK25C-18
CD020202.16135	CSK16C-13.5	CD020202.20245	CSK20C-14.5	CD020202.25185	CSK25C-18.5
CD020202.16140	CSK16C-14	CD020202.20250	CSK20C-15	CD020202.25190	CSK25C-19
CD020202.16145	CSK16C-14.5	CD020202.20255	CSK20C-15.5	CD020202.25195	CSK25C-19.5
CD020202.16150	CSK16C-15	CD020202.20260	CSK20C-16	CD020202.25200	CSK25C-20
CD020202.16155	CSK16C-15.5	CD020202.20265	CSK20C-16.5	CD020202.25205	CSK25C-20.5
CD020202.16160	CSK16C-16	CD020202.20270	CSK20C-17	CD020202.25210	CSK25C-21
		CD020202.20275	CSK20C-17.5	CD020202.25215	CSK25C-21.5
		CD020202.20280	CSK20C-18	CD020202.25220	CSK25C-22
		CD020202.20285	CSK20C-18.5	CD020202.25225	CSK25C-22.5
		CD020202.20290	CSK20C-19	CD020202.25230	CSK25C-23
		CD020202.20295	CSK20C-19.5	CD020202.25235	CSK25C-23.5
		CD020202.20200	CSK20C-20	CD020202.25240	CSK25C-24
				CD020202.25245	CSK25C-24.5
				CD020202.25250	CSK25C-25

CSK高速刀柄系列 HIGH SPEED CSK MILLING CHUCK SERIES

CD0203–01 CSK螺帽 CSK NUT



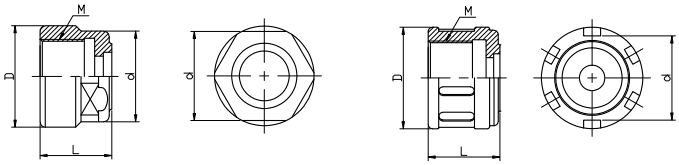

订货号 Order No.	型号 Model No.	L	D	d	M
CD020301.0620015	CSK6	15	20	18.1	M15.5X1
CD020301.1028017	CSK10	17	27.5	25.4	M21.5X1
CD020301.1337021	CSK13	21	37	32	M28X1.5
CD020301.1640024	CSK16	24	40	35	M32X1.5
CD020301.2048027	CSK20	27	48	43	M40X1.5
CD020301.2555030	CSK25	30	55	50	M45X1.5

CD0203–02 GSK高速无键槽螺帽 GSK HIGH SPEED NUT WITHOUT KEYWAY





Fig1

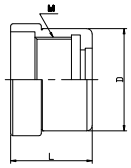

Fig2

订货号 Order No.	型号 Model No.	L		D	M
		Fig1	Fig2		
CD020302.0616155	GSK6A	15	21	16	M13.5X0.75
CD020302.0620155	GSK6	15	21	19.5	M15.5X1
CD020302.1027215	GSK10	17	24	27.1	M21.5X1
CD020302.1333280	GSK13	21	28	33	M28X1
CD020302.1640032	GSK16	24	31	40	M32X1
CD020302.2045040	GSK20	27	35	48	M40X1
CD020302.2555045	GSK25	30	37	55	M45X1

CSK高速刀柄系列 HIGH SPEED CSK MILLING CHUCK SERIES

CD0203–03 GSKP防尘螺帽 ANTI–DUST NUT



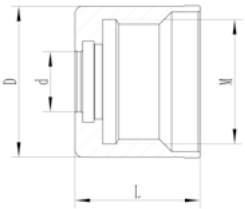

◇防尘螺帽的特点：

1、螺帽前端面增加防尘端盖，且螺帽前端孔径与刀具柄径较紧密性配 合，防止铁屑、灰尘、切削液，从前端进入筒夹内槽；避免装、卸刀具时破坏螺帽及刀柄的螺纹；
2、螺帽后端带保护带的设计，与刀柄配合连接，防止铁屑、灰尘、切削液，从后面进入筒夹内槽，避免装、卸刀具时破坏螺帽及刀柄的螺纹；
3、防尘螺帽的全圆设计，旋转无风阻，有利于动平衡，适合于高速加工。

◇Dust–proof nut features:

1.Nut end increase the dust cover, and nut front–end aperture with tool handle via a tightness, more proofiron filings, dust, cutting fluid into the collet slot from the front;To avoid damage nut and handle screw thread when loading and unloading of the cutting tool;
2. nut back–end with the design of the protection zone, cooperate with the handle connection, prevent the iron filings and dust, cutting fluid, into the collet slot from behind,To avoid damage nut and handle screw thread when loading and unloading of the cutting tool;
3.Dustproof nut all round design, rotate without wind resistance, be helpful for dynamic balance, suitable for high speed machining.

订货号 Order No.	型号 Model No.	d	D	L	M
CD020303.0620155	GSKP6	2，3，4，5，6	19.5	23	M15.5X1
CD020303.1027215	GSKP10	2,3,4,6,8,10	27.1	26	M21.5X1
CD020303.1333028	GSKP13	3,4,5,6,8,10,12	33	30	M28X1
CD020303.1640032	GSKP16	3,4,5,6,8,10,12,14,16	40	33	M32X1
CD020303.2050040	GSKP20	3,4,5,6,8,10,12,14,16,18,20	50	37	M40X1
CD020303.2555045	GSKP25	6,8,10,12,14,16,18,20,24,25	55	39	M45X1

注明：订购GSKP螺帽时，请注明订货号及内孔尺寸（d);例如：CD020303.0620155–2
Note:When ordering GSKP nut,Please indicate the order number and the size of the inner hole,e.g:CD020303.0620155–2

CD0203–04 CSK筒夹装取器 LOADING DEVICE FOR CSK COLLET

订货号 Order No.	型号 Model No.	对应螺帽	对应夹头
CD020304.1001060	CSK06CD	CSK06/GSK06	CSK06
CD020304.1001010	CSK10CD	CSK10/GSK10	CSK10
CD020304.1001013	CSK13CD	CSK13/GSK13	CSK13
CD020304.1602016	CSK16CD	CSK16/GSK16	CSK16



注明：CSK10/CSK16为常备库存。其它规格装取器可订做。
Note:GSK10/GSK16 is standing inventory,other specifications can be customized.

CD0204–01 TSK扳手 TSK SPANNER



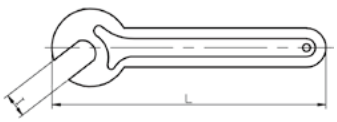

Fig1

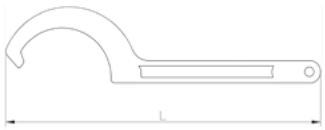

Fig2

◎ 扳手材质：65Mn;
◎ 热处理硬度：40–45HRC;
◎ 扳手外观喷砂涂层处理；

◎ Spanner material:65Mn;
◎ Heat treatment hardness:40–45HRC;
◎ Spanner appearance:Sandblasting and coating treatment.

订货号 Order No.	型号 Model No.	规 格 Type	L	Fig
CD020401.0618090	TSK6	18.1	90	1
CD020401.1025142	TSK10	25.4	142	
CD020401.1338150	TSK13	38–42	150	2
CD020401.1642167	TSK16	38–42	167	
CD020401.2052200	TSK20	48–52	200	
CD020401.2562214	TSK25	55–62	214	

CSK高速刀柄系列 HIGH SPEED CSK MILLING CHUCK SERIES

CD0204–02 GSK滚珠扳手 GSK BALL SPANNER

订货号 Order No.	型号 Model No.	D	L	适用螺帽 Nut
CD020402.0616120	GH16	16	120	GSK06A
CD020402.0620120	GH19	19.5	120	GSK06
CD020402.1027130	GH27	27.1	130	GSK10
CD020402.1333140	GH33	33	140	GSK13
CD020402.1640193	GH40	40	193	GSK16
CD020402.2048200	GH48	48	200	GSK20
CD020402.2555210	GH55	55	210	GSK25



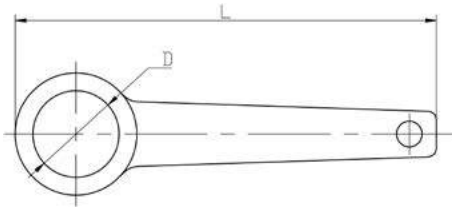

CD0204–03 CSK筒夹扭力扳手 Torque wrench

◎ 扳手材质：45#或65Mn;
◎ 热处理硬度：40–45HRC;
◎ 扳手外观喷砂涂层处理；
◎ 扭矩扳手结构简单，实用性强，性价比很高。可全面替代国外相关产品。
◎ 手柄人体工程学优化设计，握持舒适，降低高强度操作力矩扳手时产生的疲劳感;
◎ 操作方便、省时省力。



◎ Material:45#or 65Mn；
◎ Heat treatment hardness:40–45HRC;
◎ Wrench surface coating process;
◎ Torque wrench simple struture,strong practicability,High Quality And Inexpensive. Can fully replace foreign products;
◎ Ergonomic design of the handle,grip comfort ,reduce the high–intensity operating torque wrench when fatigue;
◎ Easy to use,saves time and effort.

订货号 Order No.	型式 Type	型号 Model No.	I	L	适用螺帽 Nut	推荐扭矩 (N.M)	
CD020403.0618090	A	TSK06	18.1	90	CSK06	35	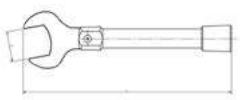
CD020403.1025142		TSK10	25.4	142	CSK10	40	
CD020403.1362150	S	TSK13	38–42	150	CSK13	60	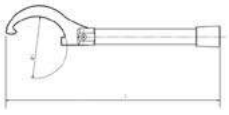
CD020403.1642167		TSK16	38–42	167	CSK16	75	
CD020403.2052200		TSK20	48–52	200	CSK20	110	
CD020403.2562214		TSK25	55–62	214	CSK25	125	
CD020403.0619120	G	GH19	19.5	120	GSK06	35	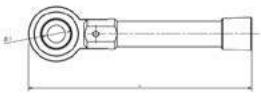
CD020403.1027130		GH27	27.1	130	GSK10	40	
CD020403.1333140		GH33	33	140	GSK13	60	
CD020403.1640193		GH40	40	193	GSK16	75	
CD020403.2048200		GH48	48	200	GSK20	110	
CD020403.2555210		GH55	55	210	GSK25	125	

CSK高速刀柄系列 HIGH SPEED CSK MILLING CHUCK SERIES

CD0204–04 CSK高速筒夹套装 CSK HIGH SPEED COLLET SET



订货号 Order No.	型 号 Model No.	规 格 Type
CD020404.1010080	CSK10–8PCS	3,4,5,6,7,8,9,10
CD020404.1010017	CSK10–17PCS	2,2.5,3,3.5,4,4.5,5,5.5,6,6.5,7,7.5,8,8.5,9,9.5,10
CD020404.1313080	CSK13–8PCS	3，4，5，6，8，10，12，13，
CD020404.1616070	CSK16–7PCS	3,4,6,8,10,12,16
CD020404.1616027	CSK16–27PCS	3,3.5,4,4.5,5,5.5,6,6.5,7,7.5,8,8.5,9,9.5,10, 10.5,11,11.5,12,12.5,13,13.5,14,14.5,15,15.5,16
CD020404.1616014	CSK16–14PCS	3,4,5,6,7,8,9,10,11,12,13,14,15,16
CD020404.2020011	CSK20–11PCS	3，4，5，6 ,8，10，12，14，16，18，20
CD020404.2525070	CSK25–7PCS	6,8,10,12,16,20,25
CD020404.2525011	CSK25–11PCS	6,8,10,12,14,16,18,20,22,24,25

◎ 请于订购时注明A级、AA级或AAA级：例如：CSK16–6AA

◎ 筒夹直径小于3mm,夹持范围为0.25mm.直径大于3mm则为0.5mm

◎订购时，请注明使用木盒、铝合金盒或塑料盒。

◎ When ordering,please specify the GRADE for sk collets is A 、AA or AAA TYPE.For example: CSK16–6AA

◎ The GRIPPING RANGE OF DIA BELOW 3mm is 0.25mm. The GRIPPING RANGE OF DIA OVER 3mm is 0.50mm

◎When ordering,please specify use wooden,aluminum or plastic case.

高精度CDC后拉式筒夹刀柄

High accuracy collet chuck,extra slim

◎后拉式刀柄用于高速精密加工，无螺帽的设计，避免加工时对工件的干涉；
◎筒夹后拉式的设计，刚性强、稳定性高；
◎-196℃超长深冷处理,减少残余应力,耐磨性显著提高
◎超长定型热时效去除磨加工时的残余 内应力。
◎刀柄本体内锥跳动（Run-out):≤0.002。
◎动平衡G2.5-25000rpm/30000rpm；
◎每支刀柄配有1支扳手；

◎Used for high precision machining,no clamping nut required,avoiding the interference of workpiece during machining.
◎The design of collet pull,stronger rigidity,higher stability.
◎-196℃ long cryogenic treatment,reduce residual stress,wear resistance improved significantly.
◎Super long stereotypes heat can effectively remove the residual stress during the grinding processing.
◎Run-out::≤0.002
◎Dynamic balance:G2.5-25000RPM/30000RPM.
◎Each handle is equipped with a spanner.



高精度后拉式筒夹刀柄系列 HIGH ACCURACY COLLET CHUCK， EXTRA SLIM SERIES

CD0301-01 HSK/CDC筒夹后拉式刀柄 COLLET CHUCK,EXTRA SLIM SERIES



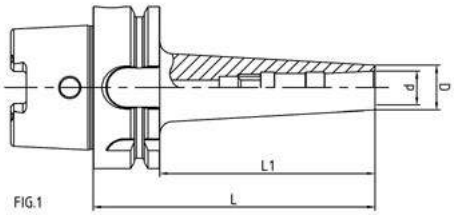

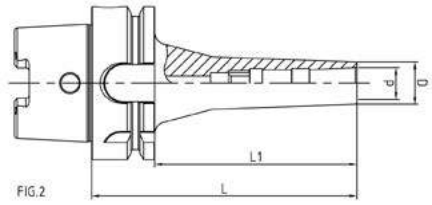

订货号 Order No.	型号 Model No.	FIG.	Clanmping Range(d)	D	L	L1	筒夹 Collet	六角扳手	Weight (kg)
CD030101.4006090	HSK40A/E-CDC06-90	2	2-6	13	90	70	CDC06	T4X100	0.50
CD030101.5008085	HSK50A/E-CDC08-85	1	3-8	16	85	59	CDC08	T4X100	0.60
CD030101.5008125	HSK50A/E-CDC08-125	2	3-8	16	125	99	CDC08	T4X150	0.80
CD030101.5010095	HSK50A/E-CDC10-95	1	3-10	21	95	69	CDC10	T5X100	1.00
CD030101.5012125	HSK50A/E-CDC12-125	1	3-12	23	125	99	CDC12	T5X150	0.80
CD030101.6306095	HSK63A-CDC06-95	2	2-6	13	95	50	CDC06	T4X100	0.90
CD030101.6306120	HSK63A-CDC06-120	2	2-6	13	120	60	CDC06	T4X150	1.00
CD030101.6306150	HSK63A-CDC06-150	2	2-6	13	150	76	CDC06	T4X150	1.20
CD030101.6308100	HSK63A-CDC08-100	1	3-8	16	100	74	CDC08	T4X100	1.00
CD030101.6310095	HSK63A-CDC10-95	1	3-10	21	95	69	CDC10	T5X100	1.00
CD030101.6310120	HSK63A-CDC10-120	1	3-10	21	120	94	CDC10	T5X150	1.10
CD030101.6310130	HSK63A-CDC10-130	1	3-10	21	130	101	CDC10	T5X150	2.60
CD030101.6312125	HSK63A-CDC12-125	1	3-12	23	125	99	CDC12	T6X120	1.20
CD030101.6316125	HSK63A-CDC16-125	1	5-16	28	125	99	CDC16	T6X120	1.30
CD030101.1006130	HSK100A-CDC06-130	2	2-6	13	130	101	CDC06	T6X150	2.50
CD030101.1008130	HSK100A-CDC08-130	2	3-8	16	130	101	CDC08	T4X150	2.50
CD030101.1012130	HSK100A-CDC12-130	1	3-12	23	130	101	CDC12	T6X150	2.70
CD030101.1016130	HSK100A-CDC16-130	1	5-16	28	130	101	CDC16	T6X150	2.90

高精度后拉式筒夹刀柄系列 HIGH ACCURACY COLLET CHUCK EXTRA SLIM SERIES

CD0301–02 BT/CDC筒夹后拉式刀柄 COLLET CHUCK,EXTRA SLIM SERIES



FIG.1

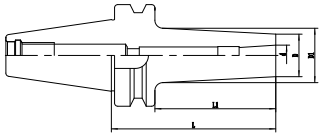

FIG.2

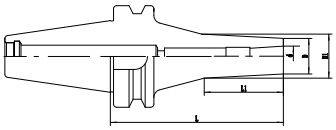

订货号 Order No.	型号 Model No.	d	L	L1	D	D1	筒夹 Collet	扳手规格 Spanner	推荐锁固扭力 Recommend locking torque	FIG.1 FIG.2
CD030102.3004110	BT30–CDC04–110	2–4	110	90	11	20.4	CDC04	T4X100	5Nm	1
CD030102.3004125	BT30–CDC04–125	2–4	125	105	10	21	CDC04	T4X100	5Nm	1
CD030102.3004135	BT30–CDC04–135	2–4	135	115	11	25	CDC04	T4X100	5Nm	1
CD030102.3006060	BT30–CDC06–60	2–6	60	26	13	15.5	CDC06	T4X60	5Nm	2
CD030102.3006090	BT30–CDC06–90	2–6	90	50	13	18	CDC06	T4X100	5Nm	2
CD030102.3008060	BT30–CDC08–60	3–8	60	40	16	20.5	CDC08	T4X100	7Nm	1
CD030102.3008075	BT30–CDC08–75	3–8	75	55	16	22.5	CDC08	T4X100	7Nm	1
CD030102.3008130	BT30–CDC08–130	3–8	130	60	16	19	CDC08	T4X150	7Nm	2
CD030102.3010090	BT30–CDC10–90	3–10	90	68	21	26	CDC10	T5X100	12Nm	1
CD030102.3012080	BT30–CDC12–80	3–12	80	60	23	31	CDC12	T6X100	12Nm	1
CD030102.3012110	BT30–CDC12–110	3–12	110	90	23	35	CDC12	T6X100	12Nm	1
CD030102.4006060	BT40–CDC06–60	2–6	60	26	13	16	CDC06	T4X100	5Nm	2
CD030102.4006090	BT40–CDC06–90	2–6	90	43	13	17.5	CDC06	T4X100	5Nm	2
CD030102.4006120	BT40–CDC06–120	2–6	120	60	13	19.5	CDC06	T4X150	5Nm	2
CD030102.4006150	BT40–CDC06–150	2–6	150	76	13	21	CDC06	T4X180	5Nm	2
CD030102.4008065	BT40–CDC08–65	3–8	65	40	16	20	CDC08	T4X100	7Nm	1
CD030102.4008090	BT40–CDC08–90	3–8	90	60	16	23	CDC08	T4X100	7Nm	1
CD030102.4008120	BT40–CDC08–120	3–8	120	80	16	25.5	CDC08	T4X120	7Nm	1
CD030102.4008150	BT40–CDC08–150	3–8	150	90	16	32	CDC08	T4X150	7Nm	2
CD030102.4010090	BT40–CDC10–90	3–10	90	63	21	26	CDC10	T5X100	12Nm	1
CD030102.4010120	BT40–CDC10–120	3–10	120	93	21	29	CDC10	T5X150	12Nm	1
CD030102.4010150	BT40–CDC10–150	3–10	150	123	21	32	CDC10	T5X150	12Nm	1
CD030102.4012090	BT40–CDC12–90	3–12	90	65	23	31	CDC12	T6X100	12Nm	1
CD030102.4012120	BT40–CDC12–120	3–12	120	95	23	38	CDC12	T6X120	12Nm	1
CD030102.4012150	BT40–CDC12–150	3–12	150	88	23	40	CDC16	T6X150	12Nm	2
CD030102.4016095	BT40–CDC16–95	5–16	95	70	28	35	CDC16	T16X100	16Nm	1
CD030102.4016125	BT40–CDC16–125	5–16	125	100	28	38	CDC16	T16X120	16Nm	1
CD030102.5006150	BT50–CDC06–150	2–6	150	115	13	24	CDC06	T4X200	5Nm	1
CD030102.5008095	BT50–CDC08–95	3–8	95	60	16	23	CDC08	T4X150	7Nm	1
CD030102.5008110	BT50–CDC08–110	3–8	110	75	16	25	CDC08	T4X150	7Nm	1
CD030102.5010100	BT50–CDC10–100	3–10	100	62	21	26	CDC10	T5X150	12Nm	1
CD030102.5010150	BT50–CDC10–150	3–10	150	112	21	31	CDC10	T5X200	12Nm	1
CD030102.5012100	BT50–CDC12–100	3–12	100	65	23	31	CDC12	T6X150	12Nm	1
CD030102.5012150	BT50–CDC12–150	3–12	150	115	23	38.5	CDC12	T6X200	12Nm	1
CD030102.5016100	BT50–CDC16–100	5–16	100	65	28	34.5	CDC16	T6X150	16Nm	1
CD030102.5016150	BT50–CDC16–150	5–16	150	90	28	35.5	CDC16	T6X200	16Nm	1

高精度后拉式筒夹刀柄系列 HIGH ACCURACY COLLET CHUCK EXTRA SLIM SERIES

CD0301–03 SK/CDC筒夹后拉式刀柄 COLLET CHUCK,EXTRA SLIM SERIES



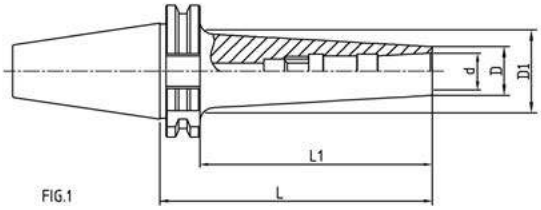

FIG.1

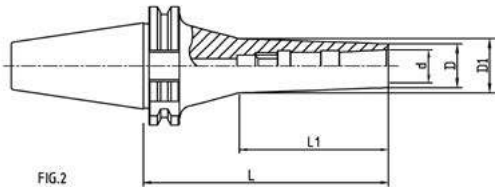

FIG.2

订货号 Order No.	型号 Model No.	d	L	L1	D	D1	筒夹 Collet	扳手规格 Spanner	推荐锁固扭力 Recommend locking torque	FIG.1 FIG.2
CD030103.3004130	SK30–CDC04–130	2–4	130	26	11.1	22.13	CDC04	T4X100	5Nm	2
CD030103.3006060	SK30–CDC06–60	2–6	60	26	13	15.5	CDC6	T4X60	5Nm	2
CD030103.3006090	SK30–CDC06–90	2–6	90	50	13	18	CDC6	T4X100	5Nm	2
CD030103.3008060	SK30–CDC08–60	3–8	60	40	16	20.5	CDC08	T4X100	7Nm	1
CD030103.3008075	SK30–CDC08–75	3–8	75	55	16	22.5	CDC08	T4X100	7Nm	1
CD030103.3008130	SK30–CDC08–130	3–8	130	60	16	19	CDC08	T4X150	7Nm	2
CD030103.3010090	SK30–CDC10–90	3–10	90	68	21	26	CDC10	T5X100	12Nm	1
CD030103.3012080	SK30–CDC12–80	3–12	80	60	23	31	CDC12	T6X100	12Nm	1
CD030103.3012110	SK30–CDC12–110	3–12	110	90	23	35	CDC12	T6X100	12Nm	1
CD030103.4006060	SK40–CDC06–60	2–6	60	26	13	16	CDC06	T4X100	5Nm	2
CD030103.4006090	SK40–CDC06–90	2–6	90	43	13	17.5	CDC06	T4X100	5Nm	2
CD030103.4006120	SK40–CDC06–120	2–6	120	60	13	19.5	CDC06	T4X150	5Nm	2
CD030103.4006150	SK40–CDC06–150	2–6	150	76	13	21	CDC06	T4X180	5Nm	2
CD030103.4008065	SK40–CDC08–65	3–8	65	40	16	20	CDC08	T4X100	7Nm	1
CD030103.4008090	SK40–CDC08–90	3–8	90	60	16	23	CDC08	T4X100	7Nm	1
CD030103.4008120	SK40–CDC08–120	3–8	120	80	16	25.5	CDC08	T4X120	7Nm	1
CD030103.4008150	SK40–CDC08–150	3–8	150	90	16	32	CDC08	T4X150	7Nm	2
CD030103.4010090	SK40–CDC10–90	3–10	90	63	21	26	CDC10	T5X100	12Nm	1
CD030103.4010120	SK40–CDC10–120	3–10	120	93	21	29	CDC10	T5X150	12Nm	1
CD030103.4010150	SK40–CDC10–150	3–10	150	123	21	32	CDC10	T5X150	12Nm	1
CD030103.4012090	SK40–CDC12–90	3–12	90	65	23	31	CDC10	T6X100	12Nm	1
CD030103.4012120	SK40–CDC12–120	3–12	120	95	23	38	CDC12	T6X120	12Nm	1
CD030103.4012150	SK40–CDC12–150	3–12	150	88	23	40	CDC12	T6X150	12Nm	2
CD030103.4016095	SK40–CDC16–95	5–16	95	70	28	35	CDC16	T6X100	16Nm	1
CD030103.4016125	SK40–CDC16–125	5–16	125	100	28	38	CDC16	T6X120	16Nm	1
CD030103.5006150	SK50–CDC06–150	2–6	150	115	13	24	CDC06	T4X200	5Nm	1
CD030103.5008095	SK50–CDC08–95	3–8	95	60	16	23	CDC08	T4X150	7Nm	1
CD030103.5008110	SK50–CDC08–110	3–8	110	75	16	25	CDC08	T4X150	7Nm	1
CD030103.5010100	SK50–CDC10–100	3–10	100	62	21	26	CDC10	T5X150	12Nm	1
CD030103.5010150	SK50–CDC10–150	3–10	150	112	21	31	CDC10	T5X200	12Nm	1
CD030103.5012100	SK50–CDC12–100	3–12	100	65	23	31	CDC12	T6X150	12Nm	1
CD030103.5012150	SK50–CDC12–150	3–12	150	115	23	38.5	CDC12	T6X200	12Nm	1
CD030103.5016100	SK50–CDC16–100	5–16	100	65	28	34.5	CDC16	T6X150	16Nm	1
CD030103.5016150	SK50–CDC16–150	5–16	150	90	28	35.5	CDC16	T6X200	16Nm	1

高精度后拉式筒夹刀柄系列 HIGH ACCURACY COLLET CHUCK EXTRA SLIM SERIES

CD0301–04 CAT/CDC筒夹后拉式刀柄 COLLET CHUCK,EXTRA SLIM SERIES



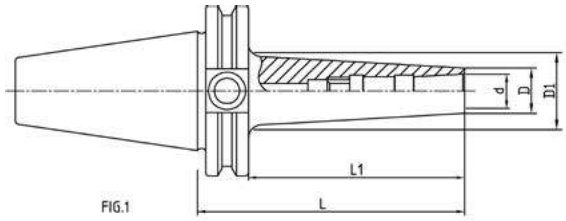

FIG.1

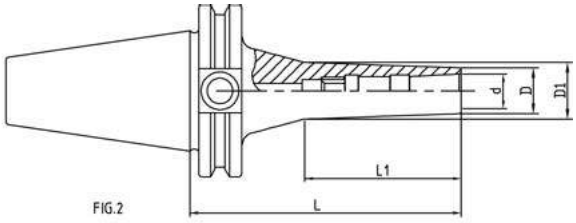

FIG.2

订货号 Order No.	型号 Model No.	d	L	L1	D	D1	筒夹 Collet	扳手规格 Spanner	推荐锁固扭力 Recommend locking torque	FIG.1 FIG.2
CD030104.3004130	CAT30–CDC04–130	2–4	130	26	11.1	22.13	CDC04	T4X100	5Nm	2
CD030104.3006060	CAT30–CDC06–60	2–6	60	26	13	15.5	CDC6	T4X60	5Nm	2
CD030104.3006090	CAT30–CDC06–90	2–6	90	50	13	18	CDC6	T4X100	5Nm	2
CD030104.3008060	CAT30–CDC08–60	3–8	60	40	16	20.5	CDC08	T4X100	7Nm	1
CD030104.3008075	CAT30–CDC08–75	3–8	75	55	16	22.5	CDC08	T4X100	7Nm	1
CD030104.3008130	CAT30–CDC08–130	3–8	130	60	16	19	CDC08	T4X150	7Nm	2
CD030104.3010090	CAT30–CDC10–90	3–10	90	68	21	26	CDC10	T5X100	12Nm	1
CD030104.3012080	CAT30–CDC12–80	3–12	80	60	23	31	CDC12	T6X100	12Nm	1
CD030104.3012110	CAT30–CDC12–110	3–12	110	90	23	35	CDC12	T6X100	12Nm	1
CD030104.4006060	CAT40–CDC06–60	2–6	60	26	13	16	CDC06	T4X100	5Nm	2
CD030104.4006090	CAT40–CDC06–90	2–6	90	43	13	17.5	CDC06	T4X100	5Nm	2
CD030104.4006120	CAT40–CDC06–120	2–6	120	60	13	19.5	CDC06	T4X150	5Nm	2
CD030104.4006150	CAT40–CDC06–150	2–6	150	76	13	21	CDC06	T4X180	5Nm	2
CD030104.4008065	CAT40–CDC08–65	3–8	65	40	16	20	CDC06	T4X100	7Nm	1
CD030104.4008090	CAT40–CDC08–90	3–8	90	60	16	23	CDC08	T4X100	7Nm	1
CD030104.4008120	CAT40–CDC08–120	3–8	120	80	16	25.5	CDC08	T4X120	7Nm	1
CD030104.4008150	CAT40–CDC08–150	3–8	150	90	16	32	CDC08	T4X150	7Nm	2
CD030104.4010090	CAT40–CDC10–90	3–10	90	63	21	26	CDC10	T5X100	12Nm	1
CD030104.4010120	CAT40–CDC10–120	3–10	120	93	21	29	CDC10	T5X150	12Nm	1
CD030104.4010150	CAT40–CDC10–150	3–10	150	123	21	32	CDC10	T5X150	12Nm	1
CD030104.4012090	CAT40–CDC12–90	3–12	90	65	23	31	CDC12	T5X150	12Nm	1
CD030104.4012120	CAT40–CDC12–120	3–12	120	95	23	38	CDC12	T6X120	12Nm	1
CD030104.4012150	CAT40–CDC12–150	3–12	150	88	23	40	CDC12	T6X150	12Nm	2
CD030104.4016095	CAT40–CDC16–95	5–16	95	70	28	35	CDC16	T6X100	16Nm	1
CD030104.4016125	CAT40–CDC16–125	5–16	125	100	28	38	CDC16	T6X120	16Nm	1
CD030104.5006150	CAT50–CDC06–150	2–6	150	115	13	24	CDC06	T4X100	5Nm	1
CD030104.5008095	CAT50–CDC08–95	3–8	95	60	16	23	CDC08	T4X150	7Nm	1
CD030104.5008110	CAT50–CDC08–110	3–8	110	75	16	25	CDC08	T4X150	7Nm	1
CD030104.5010100	CAT50–CDC10–100	3–10	100	62	21	26	CDC10	T5X150	12Nm	1
CD030104.5010150	CAT50–CDC10–150	3–10	150	112	21	31	CDC10	T5X200	12Nm	1
CD030104.5012100	CAT50–CDC12–100	3–12	100	65	23	31	CDC12	T6X150	12Nm	1
CD030104.5012150	CAT50–CDC12–150	3–12	150	115	23	38.5	CDC12	T6X200	12Nm	1
CD030104.5016100	CAT50–CDC16–100	5–16	100	65	28	34.5	CDC16	T6X150	16Nm	1
CD030104.5016150	CAT50–CDC16–150	5–16	150	90	28	35.5	CDC16	T6X200	16Nm	1

CD0301–05 后拉式筒夹延长杆 COLLET EXTRA SLIM SERIES





订货号 Order No.	型号 Model No	夹持范围 Clamping	C	D	D1	L	筒夹 Collet
CD030105.1206120	C12–CDC06–120	2–6	12	13	10	120	CDC06
CD030105.1206150	C12–CDC06–150					150	CDC06
CD030105.1606150	C16–CDC06–150		16		14	150	CDC06
CD030105.1606200	C16–CDC06–200					200	CDC06
CD030105.2006150	C20–CDC06–150		20		17	150	CDC06
CD030105.2006200	C20–CDC06–200					200	CDC06
CD030105.2008150	C20–CDC08–150	3–8		16		150	CDC08
CD030105.2008200	C20–CDC08–200					200	CDC08
CD030105.2010200	C20–CDC10–200	3–10		19		200	CDC10
CD030105.2508150	C25–CDC08–150	3–8	25	16	22	150	CDC08
CD030105.2508200	C25–CDC08–200					200	CDC08
CD030105.2512200	C25–CDC12–200	3–12		18		200	CDC12
CD030105.2512250	C25–CDC12–250					250	CDC12

CD0302–01后拉式筒夹 COLLET EXTRA SLIM SERIES



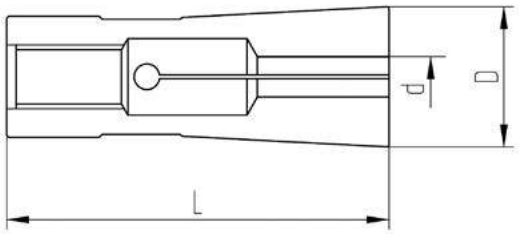

◎材料：JIS–SUJ2；
◎硬度：HRC48–50；
◎立铣刀专用筒夹；
◎铣刀柄贯穿筒夹内有效夹持长度，以发挥最佳效果；

◎Material:JIS–SUJ2
◎Hardness:HRC48–50
◎Special cutter collet
◎Milling chuck through the works inside the Collet clamping length, to play the best results;

高精度后拉式筒夹刀柄系列 HIGH ACCURACY COLLET CHUCK EXTRA SLIM SERIES

CD0302-01 后拉式筒夹 EXTRA SLIM SERIES COLLET

型号 Model No.	d	L	D	G
CDC04	2，3，4	30	8.1	M5X0.8
CDC06	2，3，4，5，6	36	10	M5X0.8
CDC08	3，4，5，6，7，8	37	12	M5X0.8
CDC10	3，4，5，6，7，8，9，10	40	15	M6X1.0
CDC12	3，4，5，6，7，8，9，10，11，12	53	18	M10X1.5
CDC16	5，6，7，8，9，10，11，12，13，14，15，16	60	23.4	M10X1.5
CDC20	6,7,8,9,10,11,12,13,14,15,16,17,18,19,20	65	27.9	M10X1.5

CDC04		CDC06		CDC08	
订货号 Order No.	型 号 Model No.	订货号 Order No.	型 号 Model No.	订货号 Order No.	型 号 Model No.
CD030201.04020	CDC04-2	CD030201.06020	CDC06-2	CD030201.08030	CDC08-3
CD030201.04030	CDC04-3	CD030201.06030	CDC06-3	CD030201.08040	CDC08-4
CD030201.04040	CDC04-4	CD030201.06040	CDC06-4	CD030201.08050	CDC08-5
		CD030201.06050	CDC06-5	CD030201.08060	CDC08-6
		CD030201.06060	CDC06-6	CD030201.08070	CDC08-7
				CD030201.08080	CDC08-8

CDC10		CDC12		CDC16	
订货号 Order No.	型 号 Model No.	订货号 Order No.	型 号 Model No.	订货号 Order No.	型 号 Model No.
CD030201.10030	CDC10-3	CD030201.12030	CDC12-3	CD030201.16050	CDC16-5
CD030201.10040	CDC10-4	CD030201.12040	CDC12-4	CD030201.16060	CDC16-6
CD030201.10050	CDC10-5	CD030201.12050	CDC12-5	CD030201.16070	CDC16-7
CD030201.10060	CDC10-6	CD030201.12060	CDC12-6	CD030201.16080	CDC16-8
CD030201.10070	CDC10-7	CD030201.12070	CDC12-7	CD030201.16090	CDC16-9
CD030201.10080	CDC10-8	CD030201.12080	CDC12-8	CD030201.16100	CDC16-10
CD030201.10090	CDC10-9	CD030201.12090	CDC12-9	CD030201.16110	CDC16-11
CD030201.10100	CDC10-10	CD030201.12100	CDC12-10	CD030201.16120	CDC16-12
		CD030201.12110	CDC12-11	CD030201.16130	CDC16-13
		CD030201.12120	CDC12-12	CD030201.16140	CDC16-14
				CD030201.16150	CDC16-15
				CD030201.16160	CDC16-16

精度检测:Inspection of Accuracy

后拉筒夹等级 Collet grade	径向跳动精度 4倍柄径距离-4Xd
AA级	≤5u
AAA级	≤3 μ

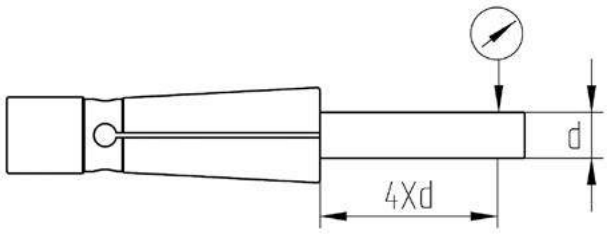

高精度HP强力扭矩筒夹刀柄

HIGH ACCURACY HP STRONG TORQUE COLLET CHUCK



刀柄特点：

◎刀柄内部采用独特的蜗轮蜗杆啮合结构，径向拧紧力，成倍地转换轴向拉紧力，实现刀具的精密夹持；

◎采用“振动衰减”的纯机械式结构，反向锁死，拥有自锁功能，超强的高夹持力，有效缓解了加工时刀具的振动，提高了刀具的寿命和表面粗超度；

◎机械式夹紧，毋须定期保养和维护，成本相对较低，使用却更加方便。

◎精度高，夹持刀具在3倍径处≤3μ；

◎Chuck special worm gear mesh structure, radial tightening force and axial tensile force of double conversion, the precision clamping tool;

◎"Vibration" structure of the purely mechanical reverse lock, with self-locking function, Super High clamping force, effectively alleviate the process tool vibration and improves tool life and surface roughness of salvation;

◎Mechanical clamping without regular care and maintenance, and costs are relatively low, it is more convenient to use.

◎High precision clamping tool 3 times diameter ≤3 μ；

综合对比 Comprehensive comparison	强力扭矩刀柄 Milling chuck with draw bar	弹簧夹头刀柄 Spring chuck	烧结刀柄 Shrink fit	液压刀柄 Hydraulic chuck
刀具柄径公差等级	≤h8	≤h8	≤h5	≤h5
夹持力(¢12刀具)	200Nm	60Nm	150Nm	80Nm
刀具使用寿命(T)	2.5T	2T	1.6T	1.3T
操作/安全性	简易、自锁	一般	复杂	简易
成本	低	合理	较高	高
抗高温	150℃	130℃	100℃	80℃

高精度强力扭矩筒夹刀柄系列HIGH ACCURACY STRONG TORQUE COLLET CHUCK SERIES

CD0401-01 BT/SK（DIN69871）高精度强力扭矩筒夹刀柄
BT/SK （DIN69871）HIGH ACCURACY STRONG TORQUE COLLET CHUCK



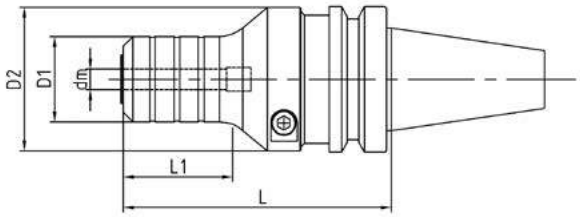

精做动平衡 Precision dynamic balancing
G2.5　15000rpm/20000rpm

订货号 Order No.	型号 Model No.	尺寸Size(mm)					卡簧 Collet
		dm	D1	D2	L1	L	
CD040101.4020100	BT40-HP20-100	4-12	35	59	45	100	HP20
CD040101.4020130	BT40-HP20-130	4-12	35	59	50	130	HP20
CD040101.4020150	BT40-HP20-150	4-12	35	59	60	150	HP20
CD040101.4020115	SK40-HP20-115	4-12	35	59	45	115	HP20
CD040101.4020130	SK40-HP20-130	4-12	35	59	50	130	HP20
CD040101.4020155	SK40-HP20-150	4-12	35	59	60	150	HP20
CD040101.5020125	BT50-HP20-125	4-12	35	59	60	125	HP32
CD040101.5020150	BT50-HP20-150	4-12	35	59	60	150	HP32
CD040101.5020125	SK50-HP20-125	4-12	35	59	50	125	HP32
CD040101.5020155	SK50-HP20-150	4-12	35	59	60	150	HP32
CD040101.6320115	HSK63A-HP20-115	4-12	35	59	45	115	HP20
CD040101.6320130	HSK63A-HP20-130	4-12	35	59	50	130	HP20
CD040101.6320150	HSK63A-HP20-150	4-12	35	59	60	150	HP20

CD0402-01 高精度HP筒HIGH ACCURACY HP COLLET

订货号 Order No.	型号 Model No.	3尺寸Size(mm)		
		D	d	L
CD040201.12040	HP20-4	20	4	55
CD040201.12050	HP20-5	20	5	55
CD040201.12060	HP20-6	20	6	55
CD040201.20070	HP20-7	20	7	55
CD040201.20080	HP20-8	20	8	55
CD040201.20090	HP20-9	20	9	55
CD040201.20100	HP20-10	20	10	55
CD040201.20120	HP20-12	20	12	55



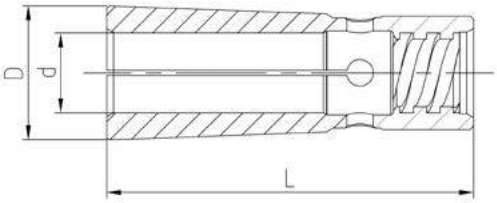

精度检测:Inspection of Accuracy

后拉筒夹等级 Collet grade	径向跳动精度 4倍柄径距离-4Xd
AA级	≤5u
AAA级	≤3μ

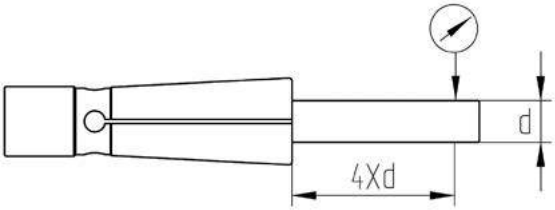

高精度热缩式数控刀柄

HIGH ACCRUACY SHRINK FIT CNC COLLET CHUCK

高精度热缩式数控刀柄：

◎高精度:
夹持合适刀具后的径向径跳≤3μ；
◎夹紧力大:
采用全圆360° 收缩夹持刀具柄径，均匀一致，达到完美的环抱夹紧；
◎动平衡好:
柄体无任何附加物，外形呈对称几何形状，平衡稳定性好，适合于高速加工；
◎防尘性好:
夹持刀具后没有间隙，切屑、冷却液、粉尘不易进入；
◎斜度设计:
非常轻巧细长的斜度形状，尽量避免与工件干涉的发生；
◎高刚性:
刀具突出最短，具有高刚性、强大稳定的夹持，保持高精度。
◎动平衡等级:
G2.5 20000rpm/25000rpm/30000rpm

◎High accuracy:
radial jumping with clamping suitable cutting tools ≤3μ;
◎Large clamping force:
Tool rod clamping for all round 360 ° contraction, uniform, achieve perfect surrounded by clamping;
◎Good dynamic balance:
Handle body without any adjunct, symmetrical geometry shape, balance stability is good, suitable for high speed machining;
◎Dust tightness is good:
No gap after clamping tool, chip, cooling liquid, dust will not enter;
◎Slope design:
Very light and thin slope shape, try to avoid the occurrence of interference with workpiece;
◎High rigidity:
Tool highlight is shortest, high rigidity, strong stable clamping and keep high accuracy;
◎Balance:
G2.5 20000rpm/25000rpm/30000rpm



CD0501–01 热缩式刀柄–HSK32A/40A/50A
SHRINK FIT COLLET CHUCK –HSK32A/40A/50A



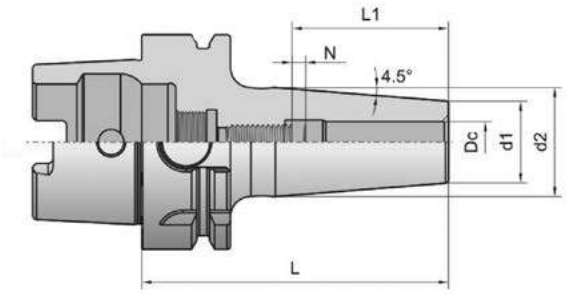

◆精做动平衡 Precision dynamic balancing
G2.5：25000rpm

订货号 Order No.	型号 Model No.	锥柄型式 Taper type	尺寸Size(mm)					
			Dc	d1	d2	L	L1	N ±
CD0501013203060	HSK32A–SSD03–60	HSK32A	3	11	15	60	12	–
CD050101.3204060	HSK32A–SSD04–60	HSK32A	4	15	20	60	20	–
CD050101.3206070	HSK32A–SSD06–70	HSK32A	6	21	26	70	36	10
CD050101.3208070	HSK32A–SSD08–70	HSK32A	8	21	26	70	36	10
CD050101.3210080	HSK32A–SSD10–80	HSK32A	10	24	26	80	40	10
CD050101.4004060	HSK40A–SSD04–60	HSK40A	4	15	20	60	20	–
CD050101.4006080	HSK40A–SSD06–80	HSK40A	6	21	27	80	36	10
CD050101.4008080	HSK40A–SSD08–80	HSK40A	8	21	27	80	36	10
CD050101.4010080	HSK40A–SSD10–80	HSK40A	10	24	32	80	40	10
CD050101.4012090	HSK40A–SSD12–90	HSK40A	12	24	32	90	45	10
CD050101.5004060	HSK50A–SSD04–60	HSK50A	4	15	20	60	20	–
CD050101.5006080	HSK50A–SSD06–80	HSK50A	6	21	27	80	36	10
CD050101.5008080	HSK50A–SSD08–80	HSK50A	8	21	27	80	36	10
CD050101.5010085	HSK50A–SSD10–85	HSK50A	10	24	32	85	40	10
CD050101.5012090	HSK50A–SSD12–90	HSK50A	12	24	32	90	45	10
CD050101.5016095	HSK50A–SSD16–95	HSK50A	16	27	34	95	48	10

CD0501–02 热缩式刀柄–HSK63A SHRINK FIT COLLET CHUCK –HSK63A



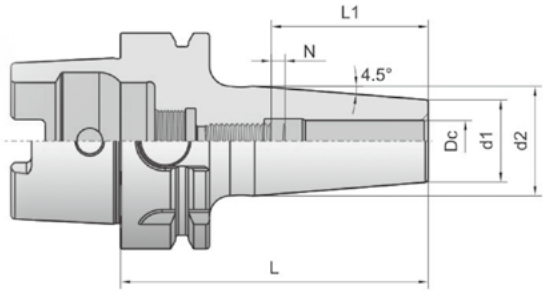

◆精做动平衡 Precision dynamic balancing
G2.5：25000rpm

订货号 Order No.	型号 Model No.	锥柄型式 Taper type	尺寸Size(mm)					
			Dc	d1	d2	L	L1	N
CD050102.6303080	HSK63A–SSD03–80	HSK63A	3	11	15	80	12	–
CD050102.6304080	HSK63A–SSD04–80	HSK63A	4	15	20	80	20	–
CD050102.6306080	HSK63A–SSD06–80	HSK63A	6	21	27	80	36	10
CD050102.6306120	HSK63A–SSD06–120	HSK63A	6	21	27	120	36	10
CD050102.6306160	HSK63A–SSD06–160	HSK63A	6	21	27	160	36	10
CD050102.6308080	HSK63A–SSD08–80	HSK63A	8	21	27	80	36	10
CD050102.6308120	HSK63A–SSD08–120	HSK63A	8	21	27	120	36	10
CD050102.6308160	HSK63A–SSD08–160	HSK63A	8	21	27	160	36	10
CD050102.6310085	HSK63A–SSD10–85	HSK63A	10	24	32	85	40	10
CD050102.6310120	HSK63A–SSD10–120	HSK63A	10	24	32	120	40	10
CD050102.6310160	HSK63A–SSD10–160	HSK63A	10	24	32	160	40	10
CD050102.6312090	HSK63A–SSD12–90	HSK63A	12	24	32	90	45	10
CD050102.6312120	HSK63A–SSD12–120	HSK63A	12	24	32	120	45	10
CD050102.6312160	HSK63A–SSD12–160	HSK63A	12	24	32	160	45	10
CD050102.6316095	HSK63A–SSD16–95	HSK63A	16	27	34	95	48	10
CD050102.6316120	HSK63A–SSD16–120	HSK63A	16	27	34	120	48	10
CD050102.6316160	HSK63A–SSD16–160	HSK63A	16	27	343	160	48	10
CD050102.6320100	HSK63A–SSD20–100	HSK63A	20	33	42	100	50	10
CD050102.6320120	HSK63A–SSD20–120	HSK63A	20	33	42	120	50	10
CD050102.6320160	HSK63A–SSD20–160	HSK63A	20	33	42	160	50	10
CD050102.6325115	HSK63A–SSD25–115	HSK63A	25	44	53	115	56	10
CD050102.6325160	HSK63A–SSD25–160	HSK63A	25	44	53	160	56	10
CD050102.6332120	HSK63A–SSD32–120	HSK63A	32	44	53	120	60	10
CD050102.6332160	HSK63A–SSD32–160	HSK63A	32	44	53	160	60	10

CD0501–03 热缩式刀柄–HSK100A
SHRINK FIT COLLET CHUCK –HSK100A



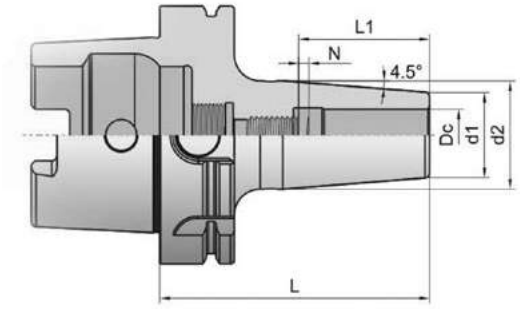

◆精做动平衡 Precision dynamic balancing
G2.5：25000rpm

订货号 Order No.	型号 Model No.	锥柄型式 Taper type	尺寸Size(mm)					
			Dc	d1	d2	L	L1	N
CD050103.1006085	HSK100A–SSD06–85	HSK100A	6	21	27	85	36	10
CD050103.1006120	HSK100A–SSD06–120	HSK100A	6	21	27	120	36	10
CD050103.1006160	HSK100A–SSD06–160	HSK100A	6	21	27	160	36	10
CD050103.1008085	HSK100A–SSD08–85	HSK100A	8	21	27	85	36	10
CD050103.1008120	HSK100A–SSD08–120	HSK100A	8	21	27	120	36	10
CD050103.1008160	HSK100A–SSD08–160	HSK100A	8	21	27	160	36	10
CD050103.1010090	HSK100A–SSD10–90	HSK100A	10	24	32	90	40	10
CD050103.1010120	HSK100A–SSD10–120	HSK100A	10	24	32	120	40	10
CD050103.1010160	HSK100A–SSD10–160	HSK100A	10	24	32	160	40	10
CD050103.1012095	HSK100A–SSD12–95	HSK100A	12	24	32	95	45	10
CD050103.1012120	HSK100A–SSD12–120	HSK100A	12	24	32	120	45	10
CD050103.1012160	HSK100A–SSD12–160	HSK100A	12	24	32	160	45	10
CD050103.1016100	HSK100A–SSD16–100	HSK100A	16	27	34	100	48	10
CD050103.1016160	HSK100A–SSD16–160	HSK100A	16	27	34	160	48	10
CD050103.1020105	HSK100A–SSD20–105	HSK100A	20	33	42	105	50	10
CD050103.1020160	HSK100A–SSD20–160	HSK100A	20	33	42	160	50	10
CD050103.1025115	HSK100A–SSD25–115	HSK100A	25	44	53	115	56	10
CD050103.1025160	HSK100A–SSD25–160	HSK100A	25	44	53	160	56	10
CD050103.1032120	HSK100A–SSD32–120	HSK100A	32	44	53	120	60	10
CD050103.1032160	HSK100A–SSD32–160	HSK100A	32	44	53	160	60	10

CD0501–04 热缩式刀柄–HSK32E/HSK40E
SHRINK FIT COLLET CHUCK–HSK32E/HSK40E



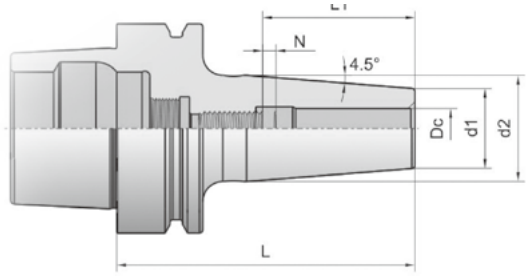

◆精做动平衡 Precision dynamic balancing
G2.5–30000rpm

订货号 Order No.	型号 Model No.	锥柄型式 Taper type	尺寸Size(mm)					
			Dc	d1	d2	L	L1	N − +
CD050104.3203060	HSK32E–SSD03–60	HSK32E	3	11	14	60	12	–
CD050104.3204060	HSK32E–SSD04–60	HSK32E	4	15	20	60	20	–
CD050104.3206070	HSK32E–SSD06–70	HSK32E	6	21	27	70	36	10
CD050104.3208070	HSK32E–SSD08–70	HSK32E	8	21	27	70	36	10
CD050104.3210080	HSK32E–SSD10–80	HSK32E	10	24	32	80	40	10
CD050104.4004060	HSK40E–SSD04–60	HSK40E	4	15	20	60	20	10
CD050104.4006060	HSK40E–SSD06–60	HSK40E	6	21	27	60	36	10
CD050104.4006080	HSK40E–SSD06–80	HSK40E	6	21	27	80	36	10
CD050104.4008060	HSK40E–SSD08–60	HSK40E	8	21	27	60	36	10
CD050104.4008080	HSK40E–SSD08–80	HSK40E	8	21	27	80	36	10
CD050104.4010060	HSK40E–SSD10–60	HSK40E	10	24	32	60	40	10
CD050104.4010090	HSK40E–SSD10–90	HSK40E	10	24	32	90	40	10
CD050104.4012060	HSK40E–SSD12–60	HSK40E	12	24	32	90	45	10
CD050104.4012090	HSK40E–SSD12–90	HSK40E	12	24	32	90	45	10

CD0501–05 热缩式刀柄–HSK50E SHRINK FIT COLLET CHUCK–HSK50E



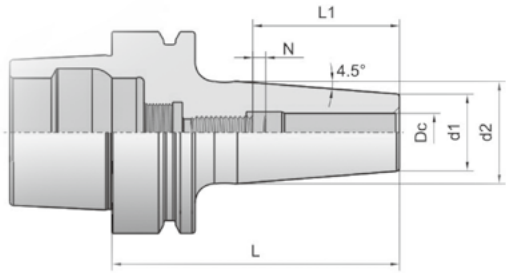

◆精做动平衡 Precision dynamic balancing
G2.5–30000rpm

订货号 Order No.	型号 Model No.	锥柄型式 Taper type	尺寸Size(mm)					
			Dc	d1	d2	L	L1	N − +
CD050105.5004060	HSK50E–SSD04–60	HSK50E	4	15	20	60	20	–
CD050105.5006070	HSK50E–SSD06–70	HSK50E	6	21	27	90	36	10
CD050105.5008070	HSK50E–SSD08–70	HSK50E	8	21	27	90	36	10
CD050105.5010080	HSK50E–SSD10–80	HSK50E	10	24	32	85	40	10
CD050105.5004060	HSK50E–SSD04–60	HSK50E	12	24	32	90	45	10
CD050105.5006060	HSK50E–SSD06–60	HSK50E	16	27	34	95	48	10

高精度热缩式数控刀柄系列HIGH ACCURACY SHRINK FIT CNC COLLET CHUCK SERIES

CD0501–06 热缩式刀柄–HSK63F
SHRINK FIT COLLET CHUCK–HSK63F



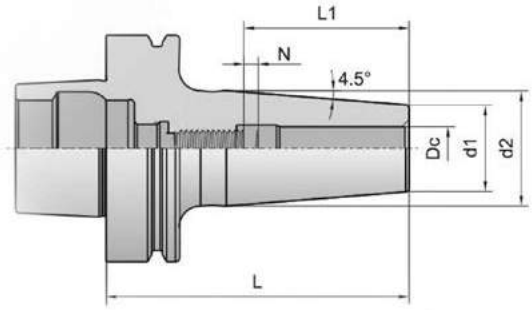

◆精做动平衡 Precision dynamic balancing
G2.5–30000rpm

订货号 Order No.	型号 Model No.	锥柄型式 Taper type	尺寸Size(mm)					
			Dc	d1	d2	L	L1	N (−/+)
CD050106.6304080	HSK63F–SSD04–80	HSK63F	4	15	20	80	20	–
CD050106.6306080	HSK63F–SSD06–80	HSK63F	6	21	27	80	36	10
CD050106.6308080	HSK63F–SSD08–80	HSK63F	8	21	27	80	36	10
CD050106.6310085	HSK63F–SSD10–85	HSK63F	10	24	32	85	40	10
CD050106.6312090	HSK63F–SSD12–90	HSK63F	12	24	32	90	45	10
CD050106.6316095	HSK63F–SSD16–95	HSK63F	16	27	34	95	48	10
CD050106.6320100	HSK63F–SSD20–100	HSK63F	20	33	42	100	50	10

CD0502–01 热缩式刀柄–BT30/40/50 SHRINK FIT COLLET CHUCK–BT30/40/50



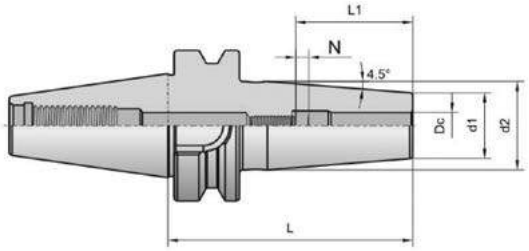

◆精做动平衡 Precision dynamic balancing
G2.5–30000rpm

订货号 Order No.	型号 Model No.	锥柄型式 Taper type	尺寸Size(mm)					
			Dc	d1	d2	L	L1	N (−/+)
CD050201.3004060	BT30–SSD04–60	BT30	4	15	20	60	20	–
CD050201.3006080	BT30–SSD06–80	BT30	6	21	27	80	36	10
CD050201.3008080	BT30–SSD08–80	BT30	8	21	27	80	36	10
CD050201.3010080	BT30–SSD10–80	BT30	10	24	32	80	40	10
CD050201.3012080	BT30–SSD12–80	BT30	12	24	32	80	45	10
CD050201.3016080	BT30–SSD16–80	BT30	16	27	34	80	48	10

CD0502–01 热缩式刀柄–BT30/40/50 SHRINK FIT COLLET CHUCK–BT30/40/50

订货号 Order No.	型号 Model No.	锥柄型式 Taper type	尺寸Size(mm)					
			Dc	d1	d2	L	L1	N (−/+)
CD050201.4004090	BT40–SSD04–90	BT40	4	15	20	90	20	–
CD050201.4006090	BT40–SSD06–90	BT40	6	21	27	90	36	10
CD050201.4006120	BT40–SSD06–120	BT40	6	21	27	120	36	10
CD050201.4006160	BT40–SSD06–160	BT40	6	21	27	160	36	10
CD050201.4008090	BT40–SSD08–90	BT40	8	21	27	90	36	10
CD050201.4008120	BT40–SSD08–120	BT40	8	21	27	120	36	10
CD050201.4008160	BT40–SSD08–160	BT40	8	21	27	160	36	10
CD050201.4010090	BT40–SSD10–90	BT40	10	24	32	90	40	10
CD050201.4010120	BT40–SSD10–120	BT40	10	24	32	120	40	10
CD050201.4010160	BT40–SSD10–160	BT40	10	24	32	160	40	10
CD050201.4012090	BT40–SSD12–90	BT40	12	24	32	90	45	10
CD050201.4012120	BT40–SSD12–120	BT40	12	24	32	120	45	10
CD050201.4012160	BT40–SSD12–160	BT40	12	24	32	160	45	10
CD050201.4016090	BT40–SSD16–90	BT40	16	27	34	90	48	10
CD050201.4016120	BT40–SSD16–120	BT40	16	27	34	120	48	10
CD050201.4016160	BT40–SSD16–160	BT40	16	27	34	160	48	10
CD050201.4020090	BT40–SSD20–90	BT40	20	33	42	90	50	10
CD050201.4020120	BT40–SSD20–120	BT40	20	33	42	120	50	10
CD050201.4020160	BT40–SSD20–160	BT40	20	33	42	160	50	10
CD050201.4025100	BT40–SSD25–100	BT40	25	44	53	100	56	10
CD050201.4025160	BT40–SSD25–160	BT40	25	44	53	160	56	10
CD050201.4032100	BT40–SSD32–100	BT40	32	44	53	100	60	10
CD050201.5006100	BT50–SSD06–100	BT50	6	21	27	100	36	10
CD050201.5006160	BT50–SSD06–160	BT50	6	21	27	160	36	10
CD050201.5008100	BT50–SSD08–100	BT50	8	21	27	100	36	10
CD050201.5008160	BT50–SSD08–160	BT50	8	21	27	160	36	10
CD050201.5010100	BT50–SSD10–100	BT50	10	24	32	100	45	10
CD050201.5010160	BT50–SSD10–160	BT50	10	24	32	160	45	10
CD050201.5012100	BT50–SSD12–100	BT50	12	24	32	100	45	10
CD050201.5012160	BT50–SSD12–160	BT50	12	24	32	160	45	10
CD050201.5016100	BT50–SSD16–100	BT50	16	27	34	100	48	10
CD050201.5016160	BT50–SSD16–160	BT50	16	27	34	160	48	10
CD050201.5020100	BT50–SSD20–100	BT50	20	33	42	100	50	10
CD050201.5020160	BT50–SSD20–160	BT50	20	33	42	160	50	10
CD050201.5025100	BT50–SSD25–100	BT50	25	44	53	100	56	10
CD050201.5025160	BT50–SSD25–160	BT50	25	44	53	160	56	10
CD050201.5032100	BT50–SSD32–100	BT50	32	44	53	100	60	10
CD050201.5032160	BT50–SSD32–160	BT50	32	44	53	160	60	10

CD0503–01 热缩式刀柄–SK40(DIN69871)
SHRINK FIT COLLET CHUCK–SK40(DIN69871)



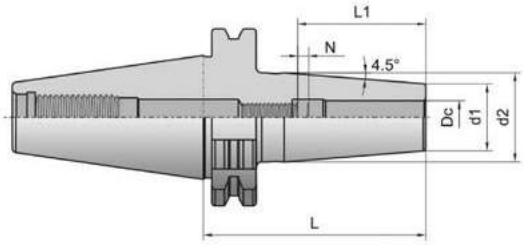

◆精做动平衡 Precision dynamic balancing G2.5–20000rpm

订货号 Order No.	型号 Model No.	锥柄型式 Taper type	尺寸Size(mm)					
			Dc	d1	d2	L	L1	
CD050301.4004080	SK40–SSD04–80	SK40	4	15	20	80	20	–
CD050301.4006080	SK40–SSD06–80	SK40	6	21	27	80	36	10
CD050301.4006120	SK40–SSD06–120	SK40	6	21	27	120	36	10
CD050301.4006160	SK40–SSD06–160	SK40	6	21	27	160	36	10
CD050301.4008080	SK40–SSD08–80	SK40	8	21	27	80	36	10
CD050301.4008120	SK40–SSD08–120	SK40	8	21	27	120	36	10
CD050301.4008160	SK40–SSD08–160	SK40	8	21	27	160	36	10
CD050301.4010080	SK40–SSD10–80	SK40	10	24	32	80	40	10
CD050301.4010120	SK40–SSD10–120	SK40	10	24	32	120	40	10
CD050301.4010160	SK40–SSD10–160	SK40	10	24	32	160	40	10
CD050301.4012080	SK40–SSD12–80	SK40	12	24	32	80	45	10
CD050301.4012120	SK40–SSD12–120	SK40	12	24	32	120	45	10
CD050301.4012160	SK40–SSD12–160	SK40	12	24	32	160	45	10
CD050301.4016080	SK40–SSD16–80	SK40	16	27	34	80	48	10
CD050301.4016120	SK40–SSD16–120	SK40	16	27	34	120	48	10
CD050301.4016160	SK40–SSD16–160	SK40	16	27	34	160	48	10
CD050301.4020080	SK40–SSD20–80	SK40	20	33	42	80	50	10
CD050301.4020120	SK40–SSD20–120	SK40	20	33	42	120	50	10
CD050301.4020160	SK40–SSD20–160	SK40	20	33	42	160	50	10
CD050301.4025100	SK40–SSD25–100	SK40	25	44	53	100	56	10
CD050301.4025160	SK40–SSD25–160	SK40	25	44	53	160	56	10
CD050301.4032100	SK40–SSD32–100	SK40	32	44	53	100	60	10
CD050301.4032160	SK40–SSD32–160	SK40	32	44	53	160	60	10

CD0503–02 热缩式刀柄–SK50(DIN69871)
SHRINK FIT COLLET CHUCK–SK50(DIN69871)



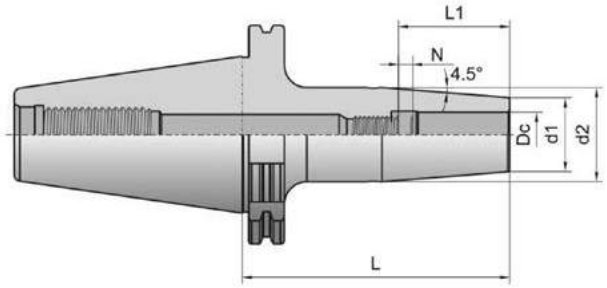

◆精做动平衡 Precision dynamic balancing
G2.5–20000rpm

订货号 Order No.	型号 Model No.	锥柄型式 Taper type	尺寸Size(mm)					
			Dc	d1	d2	L	L1	N
CD050302.5006080	SK50–SSD06–80	SK50	6	21	27	80	36	10
CD050302.5006120	SK50–SSD06–120	SK50	6	21	27	120	36	10
CD050302.5006160	SK50–SSD06–160	SK50	6	21	27	160	36	10
CD050302.5008080	SK50–SSD08–80	SK50	8	21	27	80	36	10
CD050302.5008120	SK50–SSD08–120	SK50	8	21	27	120	36	10
CD050302.5008160	SK50–SSD08–160	SK50	8	21	27	160	36	10
CD050302.5010080	SK50–SSD10–80	SK50	10	24	32	80	40	10
CD050302.5010120	SK50–SSD10–120	SK50	10	24	32	120	40	10
CD050302.5010160	SK50–SSD10–160	SK50	10	24	32	160	40	10
CD050302.5012080	SK50–SSD12–80	SK50	12	24	32	80	45	10
CD050302.5012120	SK50–SSD12–120	SK50	12	24	32	120	45	10
CD050302.5012160	SK50–SSD12–160	SK50	12	24	32	160	45	10
CD050302.5016080	SK50–SSD16–80	SK50	16	27	34	80	48	10
CD050302.5016120	SK50–SSD16–120	SK50	16	27	34	120	48	10
CD050302.5016160	SK50–SSD16–160	SK50	16	27	34	160	48	10
CD050302.5020080	SK50–SSD20–80	SK50	20	33	42	80	50	10
CD050302.5020120	SK50–SSD20–120	SK50	20	33	42	120	50	10
CD050302.5020160	SK50–SSD20–160	SK50	20	33	442	160	50	10
CD050302.5025100	SK50–SSD25–100	SK50	25	44	53	100	56	10
CD050302.5025160	SK50–SSD25–160	SK50	25	44	53	160	56	10
CD050302.5032100	SK50–SSD32–100	SK50	32	44	53	100	60	
CD050302.5032160	SK50–SSD32–160	SK50	32	44	53	160	60	

CD0503–03 HSK63A/BT40 – 端面出水热缩式刀柄
HSK63A/BT40–HEAT–SHRINKABLE TOOL HOLDER WITH END–EFFLUENT



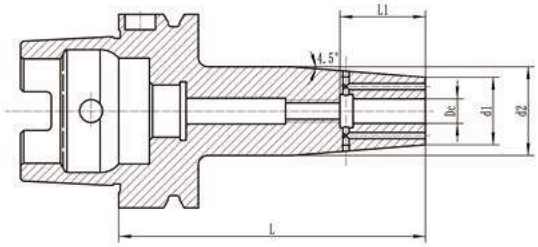

◆精做动平衡 Precision dynamic balancing
G2.5–25000rpm

订货号 Order No.	型号 Model No.	尺寸 Size(mm)				
		Dc	d1	d2	L	L1
CD050303.6304080	HSK63A–SSD04–80	4	15	20	80	20
6306080CD050303.	HSK63A–SSD06–80	6	21	27	80	36
CD050303.6306160	HSK63A–SSD06–160	6	21	27	160	36
CD050303.6308080	HSK63A–SSD08–80	8	21	27	80	36
CD050303.6308160	HSK63A–SSD08–160	8	21	27	160	36
CD050303.6010085	HSK63A–SSD10–85	10	24	32	85	40
CD050303.6310160	HSK63A–SSD10–160	10	24	32	160	40
CD050303.6312090	HSK63A–SSD12–90	12	24	32	90	45
CD050303.6312160	HSK63A–SSD12–160	12	24	32	160	45
CD050303.6316095	HSK63A–SSD16–95	16	27	34	95	48
CD050303.4004090	BT40–SSD04–90	4	15	20	90	20
CD050303.4006090	BT40–SSD06–90	6	21	27	90	36
CD050303.4008090	BT40–SSD08–90	8	21	27	90	36
CD050303.4010090	BT40–SSD10–90	10	24	32	90	40
CD050303.4012090	BT40–SSD12–90	12	24	32	90	45
CD050303.4016090	BT40–SSD16–90	16	27	34	90	48

CD0504–01 热缩式刀柄–HSK63A轻型
SHRINK FIT COLLET CHUCK–HSK63A LIGHT TYPE



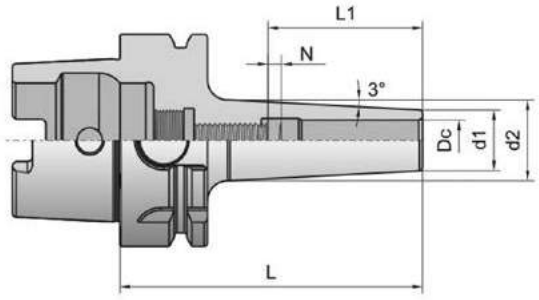

◆精做动平衡 Precision dynamic balancing
G2.5–25000rpm

订货号 Order No.	型号 Model No.	锥柄型式 Taper type	尺寸Size(mm)					
			Dc	d1	d2	L	L1	
CD050401.6304090	HSK63A–SSDS04–90	HSK63A	4	11	17	90	36	–
CD050401.6305090	HSK63A–SSDS05–90	HSK63A	5	13	19	90	36	–
CD050401.6306090	HSK63A–SSDS06–90	HSK63A	6	15	21	90	36	10
CD050401.6306120	HSK63A–SSDS06–120	HSK63A	6	15	24	120	36	10
CD050401.6306160	HSK63A–SSDS06–160	HSK63A	6	15	27	160	36	10
CD050401.6308090	HSK63A–SSDS08–90	HSK63A	8	17	23	90	36	10
CD050401.6308120	HSK63A–SSDS08–120	HSK63A	8	17	26	120	36	10
CD050401.6308160	HSK63A–SSDS08–160	HSK63A	8	17	29	160	36	10
CD050401.6310090	HSK63A–SSDS10–90	HSK63A	10	19	25	90	40	10
CD050401.6310120	HSK63A–SSDS10–120	HSK63A	10	19	28	120	40	10
CD050401.6310160	HSK63A–SSDS10–160	HSK63A	10	19	31	160	40	10
CD050401.6312090	HSK63A–SSDS12–90	HSK63A	12	22	28	90	45	10
CD050401.6312120	HSK63A–SSDS12–120	HSK63A	12	22	31	120	45	10
CD050401.6312160	HSK63A–SSDS12–160	HSK63A	12	22	34	160	45	10
CD050401.6316090	HSK63A–SSDS16–90	HSK63A	16	27	33	90	48	10
CD050401.6316120	HSK63A–SSDS16–120	HSK63A	16	27	36	120	48	10
CD050401.6316160	HSK63A–SSDS16–160	HSK63A	16	27	39	160	48	10

CD0504–02 热缩式刀柄–BT30/BT40轻型
SHRINK FIT COLLET CHUCK–BT30/BT40 LIGHT TYPE



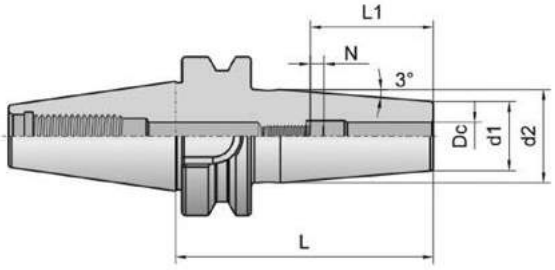

◆精做动平衡 Precision dynamic balancing
G2.5–30000rpm

订货号 Order No.	型号 Model No.	锥柄型式 Taper type	尺寸Size(mm)					
			Dc	d1	d2	L	L1	
CD050402. 3006080	BT30–SSDS06–80	BT30	6	12	18	80	36	10
CD050402. 3008080	BT30–SSDS08–80	BT30	8	14	20	80	36	10
CD050402. 3010080	BT30–SSDS10–80	BT30	10	16	22	80	40	10
CD050402. 3012080	BT30–SSDS12–80	BT30	12	18	24	80	45	10
CD050402.3016080	BT30–SSDS16–80	BT30	16	22	28	80	48	10
CD050402. 4006090	BT40–SSDS06–90	BT40	6	12	18	90	36	10
CD050402. 4006120	BT40–SSDS06–120	BT40	6	12	21	120	36	10
CD050402. 4006160	BT40–SSDS06–160	BT40	6	12	24	160	36	10
CD050402. 4008090	BT40–SSDS08–90	BT40	8	14	20	90	36	10
CD050402. 4008120	BT40–SSDS08–120	BT40	8	14	23	120	36	10
CD050402. 4008160	BT40–SSDS08–160	BT40	8	14	26	160	36	10
CD050402. 4010090	BT40–SSDS10–90	BT40	10	16	22	90	40	10
CD050402. 4010120	BT40–SSDS10–120	BT40	10	16	25	120	40	10
CD050402. 4010160	BT40–SSDS10–160	BT40	10	16	28	160	40	10
CD050402. 4012090	BT40–SSDS12–90	BT40	12	18	24	90	45	10
CD050402. 4012120	BT40–SSDS12–120	BT40	12	18	27	120	45	10
CD050402. 4012160	BT40–SSDS12–160	BT40	12	18	30	160	45	10
CD050402. 4016090	BT40–SSDS16–90	BT40	16	22	28	90	48	10
CD050402. 4016120	BT40–SSDS16–120	BT40	16	22	31	120	48	10
CD050402. 4016160	BT40–SSDS16–160	BT40	16	22	34	160	48	10

CD0505–01 热缩式延长杆 SHRINK FIT EXTEMSION BAR

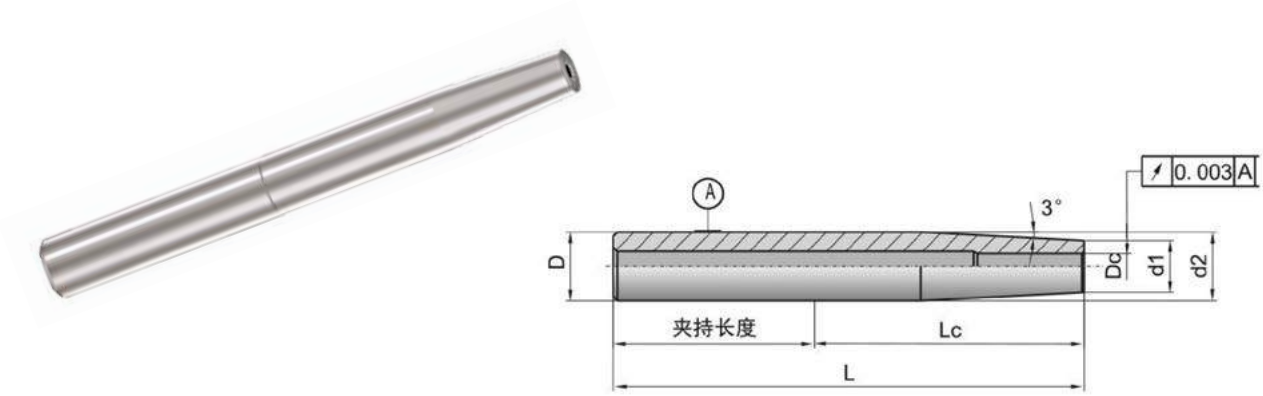

订货号 Order No.	型号 Model No.	尺寸Size(mm)					
		D	Dc	d1	d2	Lc	L
CD050501. 1204110	C12–SSD04–110	12	4	10	11.8	63	110
CD050501. 1604110	C16–SSD04–110	16	4	10	14	60	110
CD050501. 1604200	C16–SSD04–200	16	4	10	16	150	200
CD050501. 1606110	C16–SSD06–110	16	6	12	15.8	60	110
CD050501. 1606200	C16–SSD06–200	16	6	12	16	150	200
CD050501. 2004110	C20–SSD04–110	20	4	10	14	58	110
CD050501. 2006110	C20–SSD06–110	20	6	12	16	58	110
CD050501. 2006250	C20–SSD06–250	20	6	12	20	198	250
CD050501. 2008110	C20–SSD08–110	20	8	14	19	58	110
CD050501. 2008250	C20–SSD08–250	20	8	14	20	198	250
CD050501. 2010110	C20–SSD10–110	20	10	16	19.8	58	110
CD050501. 2010250	C20–SSD10–250	20	10	16	20	198	250
CD050501. 2012110	C20–SSD12–110	20	12	18	19.8	58	110
CD050501. 2512250	C25–SSD12–250	25	12	18	25	193	250
CD050501. 2516250	C25–SSD16–250	25	16	22	25	193	250

高精度热缩式数控刀柄系列HIGH ACCURACY SHRINK FIT CNC COLLET CHUCK SERIES

可换热缩接杆数控刀柄
Numerically Controlled Tool Handle with Heat Exchangeable Retractable Joint



◎具有强大的内部拉杆结构，最大限度的夹紧力和精度的稳定性；
◎更换刀具时只换收缩接头，方便快捷，节约辅助时间，提高生产效率，降低成本；
◎刀具可实现中心内冷功能，提高刀具使用寿命；
◎动平衡可达G2.5–20000rpm~30000rpm

◎ strong internal rod structure, maximum clamping force and stability of precision;
◎ only shrink joint can be replaced when tool is replaced, which is convenient and quick, saving auxiliary time, improving production efficiency and reducing cost.
◎ the tool can realize the cooling function in the center and improve the tool life;
◎ dynamic balance can be achieved G2.5–20000rpm~30000rpm

CD0506–01 BT/CBBT/HSK/CAT–SSF 可换接杆热缩式刀柄
BT/CBBT/HSK/CAT–SSF Heat shrinkable nc tool handle for replaceable joint



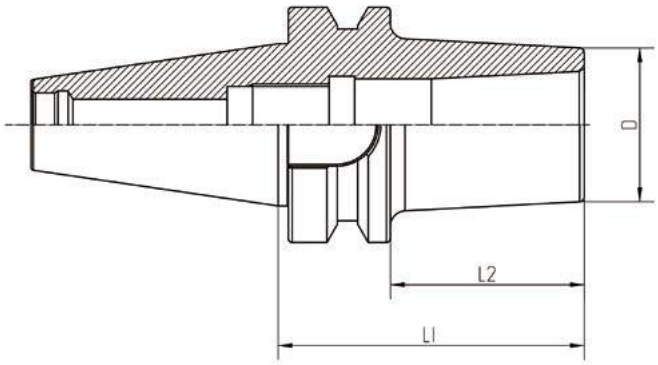

订货号 Order No.	型号 Model No.	L1	L2	D
CD050601.3012035	BT30–SSF12–35	35	13	38
CD050601.3012075	BT30–SSF12–75	75	55	38
CD050601.4012045	BT40–SSF12–45	45	18	38
CD050601.4012075	BT40–SSF12–75	75	48	38
CD050601.4012135	BT40–SSF12–135	135	108	38
CD050601.5012075	BT50–SSF12–75	75	37	38
CD050601.5012135	BT50–SSF12–135	135	97	38
CD050601.4012076	CBBT40–SSF12–75	75	48	38
CD050601.4012136	CBBT40–SSF12–135	135	108	38
CD050601.4012076	HSK40E–SSF12–75	75	55	38
CD050601.6312065	HSK63F–SSF12–65	65	39	38
CD050601.6312075	HSK63A–SSF12–75	75	49	38
CD050601.6312095	HSK63A–SSF12–95	95	69	38
CD050601.6312135	HSK63A–SSF12–135	135	109	38
CD050601.10012105	HSK100A–SSF12–105	105	76	38
CD050601.4012046	CAT40–SSF12–45	45	26	41
CD050601.5012076	CAT50–SSF12–75	75	56	38

CD0507–01 SSF标准型热缩接杆
SSF STANDARD SHRINKABLE STEM



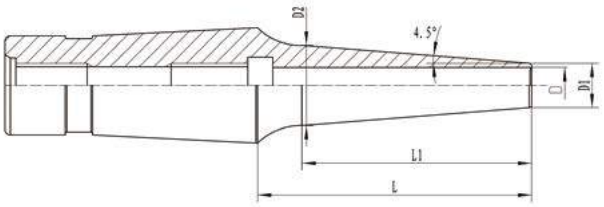

订货号 Order No.	型号 Model No.	D	L	L1	D1	D2
CD050701.1203035	SSF12–D3–35	3	35	22	11	14.5
CD050701.1203055	SSF12–D3–55		55	42		17.6
CD050701.1203080	SSF12–D3–80		80	67		21.6
CD050701.1203110	SSF12–D3–110		110	97		26.3
CD050701.1204035	SSF12–D4–35	4	35	22	11	14.5
CD050701.1204055	SSF12–D4–55		55	42		17.6
CD050701.1204080	SSF12–D4–80		80	67		21.6
CD050701.1204110	SSF12–D4–110		110	97		26.3
CD050701.1206035	SSF12–D6–35	6	35	22	15	18.5
CD050701.1206055	SSF12–D6–55		55	42		21.6
CD050701.1206080	SSF12–D6–80		80	67		25.6
CD050701.1206110	SSF12–D6–110		110	97		30.3
CD050701.1208035	SSF12–D8–35	8	35	22	17	20.5
CD050701.1208055	SSF12–D8–55		55	42		23.6
CD050701.1208080	SSF12–D8–80		80	67		27.6
CD050701.1208110	SSF12–D8–110		110	97		32.3
CD050701.1210040	SSF12–D10–40	10	40	27	19	22.5
CD050701.1210055	SSF12–D10–55		55	42		25.6
CD050701.1210080	SSF12–D10–80		80	67		29.6
CD050701.1210110	SSF12–D10–110		110	97		34.3
CD050701.1212055	SSF12–D12–55	12	55	42	22	28.6
CD050701.1212080	SSF12–D12–80		80	67		32.6
CD050701.1212110	SSF12–D12–110		110	97		37.3

CD0507–02 可换式SSF细长型热缩接杆
SWITCHABLE SSF TYPE HOT RETRACTION ROD



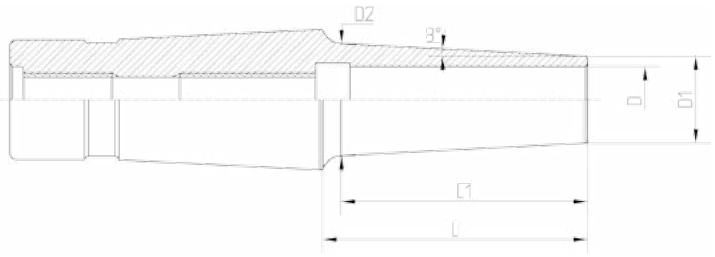

订货号 Order No.	型号 Model No.	D	L	L1	D1	D2
CD050702. 1203035	SSF12–D3–35	3	35	22	9	11.3
CD050702. 1203055	SSF12–D3–55		55	42		13.4
CD050702. 1203080	SSF12–D3–80		80	67		16
CD050702. 1203110	SSF12–D3–110		110	97		19.2
CD050702. 1204035	SSF12–D4–35	4	35	22	10	12.3
CD050702. 1204055	SSF12–D4–55		55	42		14.4
CD050702. 1204080	SSF12–D4–80		80	67		17
CD050702. 1204110	SSF12–D4–110		110	97		20.2
CD050702. 1206035	SSF12–D6–35	6	35	22	12	14.3
CD050702. 1206055	SSF12–D6–55		55	42		16.4
CD050702. 1206080	SSF12–D6–80		80	67		19.2
CD050702. 1206110	SSF12–D6–110		110	97		22.2
CD050702. 1208035	SSF12–D8–35	8	35	22	14	16.3
CD050702. 1208055	SSF12–D8–55		55	42		18.4
CD050702. 1208080	SSF12–D8–80		80	67		21
CD050702. 1208110	SSF12–D8–110		110	97		24.2
CD050702. 1210040	SSF12–D10–40	10	40	27	16	18.8
CD050702. 1210055	SSF12–D10–55		55	42		20.4
CD050702. 1210080	SSF12–D10–80		80	67		23
CD050702. 1210110	SSF12–D10–110		110	97		26.1
CD050702. 1212055	SSF12–D12–55	12	55	42	18	22.4
CD050702. 1212080	SSF12–D12–80		80	67		25
CD050702. 1212110	SSF12–D12–110		110	97		28.2

高精度HC液压数控刀柄

High accuracy hydraulic collet chuck

特点

◎操作简单的锁紧作业:

只需拧紧一个加压螺栓 实现轻松装卸任何人都可以做到高精度夹持!

◎Simple lock operation:

Simply tighten a pressure bolt to achieve easy loading and unloading of any person can do high precision clip!

◎液压刀柄具有免维护功能和抗污能力

◎Hydraulic chuck is maintenance free function and anti fouling ability



◎高转速下可实现稳定的加工

◎At high speed could achieve stable processing speed

刀柄规格 Model No.	动平衡 Balance
BT30	20000rpm
BT40	15000rpm
BT50	10000rpm
HSK63A	20000rpm
HSK100A	15000rpm

高精度液压数控刀柄系列 HIGH ACCURACY HYDRAULIC CHUCKS SERIES

》》》刀具柄径公差（h6),是360度全接触夹持，具备高夹持力且中心内冷
Tool shank diameter tolerance (h6), 360 degree contact clamp, with high clamping force and Central coolant



创新液压膨胀技术：
●结构设计创新
●液压介质创新
●密封材料创新

Innovation of hydraulic expansion technology:
●Structural design innovation
●Hydraulic medium Innovation
●Sealing material innovation

液压刀柄 Hydraulic Chucks	刀具柄径 Tool Shank	适用动平衡 Balance	最低夹紧深度（mm） Min clamping depth	夹紧力（Nm） Clamping force
6	6	40000rpm	27	8
8	8	40000rpm	27	15
10	10	40000rpm	32	30
12	12	40000rpm	27	45
14	14	40000rpm	37	75
16	16	40000rpm	42	120
18	18	40000rpm	42	170
20	20	40000rpm	42	230
25	25	25000rpm	48	300
32	32	25000rpm	55	400

》》》利用液压使刀柄内径收缩，通过2点油压加紧，精度稳定；
Use hydraulic pressure to make the handle diameter shrinkage, oil pressure by 2 PM Tight, stable precision

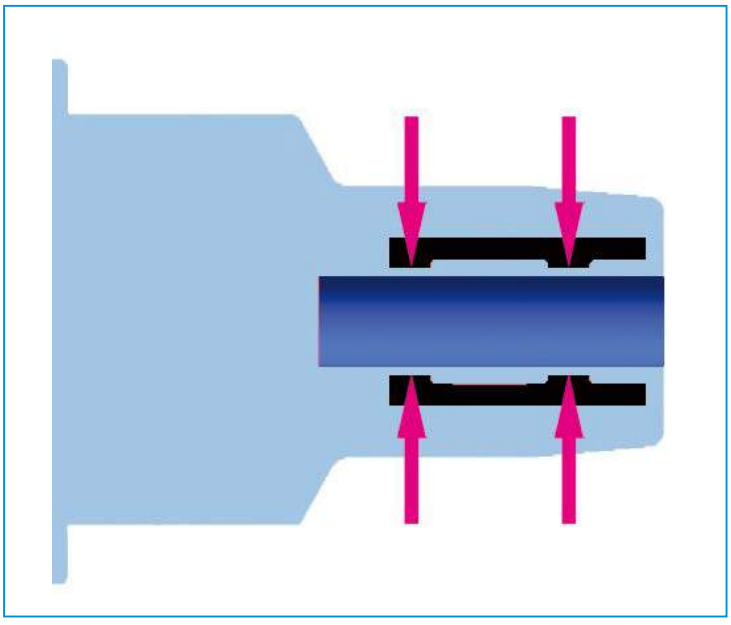

》》》高精度
High accuracy

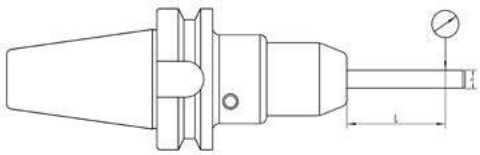

L	径跳精度 Run out
4×d	≤3μ

CD0601–01 液压数控刀柄SK(DIN69871)–HC HYDRAULIC CHUCKS SK(DIN69871)–HC



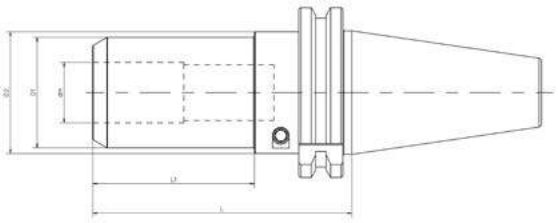

订货号 Order No.	型号 Model No.	尺寸Size(mm)					卡簧 Collet
		dm	D1	D2	L1	L	
CD060101.4006075	SK40–HC06–75	6	28	50	35	75	–
CD060101.4008075	SK40–HC08–75	8	30	50	35	75	–
CD060101.4010075	SK40–HC10–75	10	32	50	35	75	–
CD060101.4012080	SK40–HC12–80	12	35	50	43	80	HC12
CD060101.4014090	SK40–HC14–90	14	38	50	51	90	–
CD060101.4016090	SK40–HC16–90	16	38	50	51	90	–
CD060101.4020090	SK40–HC20–90	20	42	50	52	90	HC20
CD060101.4025120	SK40–HC25–120	25	57	70	63	120	HC25
CD060101.4032120	SK40–HC32–120	32	64	70	65	120	HC32
CD060101.5006075	SK50–HC06–75	6	28	50	35	75	–
CD060101.5008075	SK50–HC08–75	8	30	50	35	75	–
CD060101.5010075	SK50–HC10–75	10	32	50	35	75	–
CD060101.5012080	SK50–HC12–80	12	35	50	43	80	HC12
CD060101.5014090	SK50–HC14–90	14	38	50	51	90	–
CD060101.5016090	SK50–HC16–90	16	38	50	51	90	–
CD060101.5020090	SK50–HC20–90	20	42	50	52	90	HC20
CD060101.5025100	SK50–HC25–100	25	57	70	63	100	HC25
CD060101.5032100	SK50–HC32–100	32	64	70	65	100	HC32

CD0601–02 工具磨专用液压刀柄 TOOL GRINDING SPECIAL HYDRAULIC CHUCK



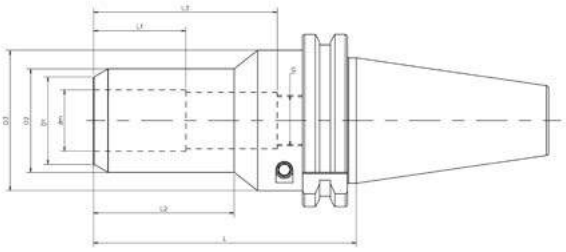

订货号 Order No.	型号 Model No.	尺寸Size(mm)								卡簧 Collet
		dm	D1	D2	D3	L	L1	l2	l3	G	
CD060102.5012100	SK50–HC12–100	12	21.5	42	60	100	31	35	50	M8×1	HC12
CD060102.5020100	SK50–HC20–100	20	28	42	70	100	31	35	95	M16×1	HC20
CD060102.5032100	SK50–HC32–100	32	40	54	70	100	41	45	95	M16×1	HC32

L1为最短夹持深度，L3为最长夹持深度. L1 is minimum clamping depth,L3 is maximum clamping depth.

高精度液压数控刀柄系列 HIGH ACCURACY HYDRAULIC CHUCKS SERIES

CD0601–03 BT–HC液压数控刀柄 BT–HC HYDRAULIC CHUCKS



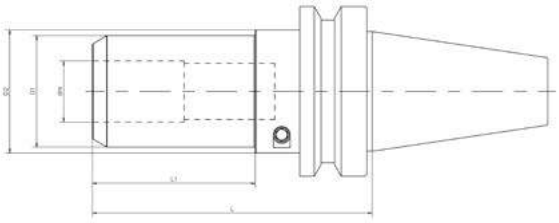

订货号 Order No.	型号 Model No.	尺寸Size(mm)					卡簧 Collet
		dm	D1	D2	L1	L	
CD060103.3006080	BT30–HC06–80	6	28	50	35	80	–
CD060103.3008080	BT30–HC08–80	8	30	50	35	80	–
CD060103.3010080	BT30–HC10–80	10	32	50	35	80	–
CD060103.3012080	BT30–HC12–80	12	35	50	43	90	HC12
CD060103.3014095	BT30–HC14–95	14	38	50	51	95	–
CD060103.3016095	BT30–HC16–95	16	38	50	51	95	–
CD060103.3020095	BT30–HC20–95	20	42	50	52	95	HC20
CD060103.4006085	BT40–HC06–85	6	28	50	35	85	–
CD060103.4008085	BT40–HC08–85	8	30	50	35	85	–
CD060103.4010085	BT40–HC10–85	10	32	50	35	85	–
CD060103.4012090	BT40–HC12–90	12	35	50	43	90	HC12
CD060103.4014095	BT40–HC14–95	14	38	50	51	95	–
CD060103.4016095	BT40–HC16–95	16	38	50	51	95	–
CD060103.4020095	BT40–HC20–95	20	42	50	52	95	HC20
CD060103.4025115	BT40–HC25–115	25	57	70	63	115	HC25
CD060103.4032115	BT40–HC32–115	32	64	70	65	115	HC32
CD060103.5006095	BT50–HC06–95	6	28	50	35	95	–
CD060103.5008095	BT50–HC08–95	8	30	50	35	95	–
CD060103.5010095	BT50–HC10–95	10	32	50	35	95	–
CD060103.5012100	BT50–HC12–100	12	35	50	43	100	HC12
CD060103.5014105	BT50–HC14–105	14	38	50	51	105	–
CD060103.5016105	BT50–HC16–105	16	38	50	51	105	–
CD060103.5020095	BT50–HC20–95	20	42	50	52	105	HC20
CD060103.5025120	BT50–HC25–120	25	57	70	63	120	HC25
CD060103.5032120	BT50–HC32–120	32	64	70	65	120	HC32

CD0601–04 液压数控刀柄HSK–HC(DIN 69893)
HYDRAULIC CHUCKS HSK(DIN 69893)–HC



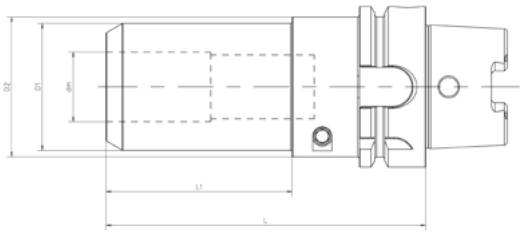

订货号 Order No.	型号 Model No.	尺寸Size(mm)						卡簧 Collet
		Dh	dm	D1	D2	L1	L	
CD060104.6306080	HSK63A–HC06–80	63	6	28	50	35	80	–
CD060104.6308080	HSK63A–HC08–80	63	8	30	50	35	80	–
CD060104.6310080	HSK63A–HC10–80	63	10	32	50	35	80	–
CD060104.6312090	HSK63A–HC12–90	63	12	35	50	43	90	HC12
CD060104.6314095	HSK63A–HC14–95	63	14	38	50	51	95	–
CD060104.6316095	HSK63A–HC16–95	63	16	38	50	51	95	–
CD060104.6320095	HSK63A–HC20–95	63	20	42	50	52	95	HC20
CD060104.6325125	HSK63A–HC25–125	63	25	57	70	63	125	HC25
CD060104.6332125	HSK63A–HC32–125	63	32	64	70	65	125	HC32
CD060104.1006085	HSK100A–HC06–85	100	6	28	50	35	85	–
CD060104.1008085	HSK100A–HC08–85	100	8	30	50	35	85	–
CD060104.10010085	HSK100A–HC10–85	100	10	32	50	35	85	–
CD060104.10012095	HSK100A–HC12–95	100	12	35	50	43	95	HC12
CD060104.10014100	HSK100A–HC14–100	100	14	38	50	51	100	–
CD060104.10016100	HSK100A–HC16–100	100	16	38	50	51	100	–
CD060104.10020105	HSK100A–HC20–105	100	20	42	50	52	105	HC20
CD060104.10025110	HSK100A–HC25–110	100	25	57	70	63	110	HC25
CD060104.10032110	HSK100A–HC32–110	100	32	64	70	65	110	HC32

高精度液压数控刀柄系列 HIGH ACCURACY HYDRAULIC CHUCKS SERIES

CD0602–01 液压直柄筒夹 HYDRAULIC STRAIGHT COLLET

◎ 材质：20CrMnTi/SUJ2
◎ 硬度：55–58HRC/46–50HRC

◎ Material：20CrMnTi/SUJ2
◎ Hardness：55–58HRC/46–50HRC



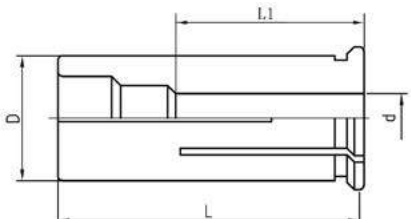

◎ 切削刀具柄径必须完全接触贯穿筒夹夹持有效长度。
◎ 液压直柄筒夹必须完全插入到液压柄孔径中，直至肩部与液压柄前端面贴合。
◎ 切削刀具的柄径公差等级为h6。

◎ Cutting tool shank diameter must be fully contact throughout the collet clamping length effectively.
◎ Hydraulic collet must be fully inserted into the hydraulic shank aperture, and the hydraulic shank the front end surface fit.
◎ Cutting tools shank diameter toleranceH6.

d	测量距离	径向跳动 Run out(mm)	
		A级 A class	AA级 AA class
12	3d	≤0.005	≤0.003
20			
32			

订货号 Order No.	型号 Model No.	尺寸Size(mm)			
		D	d	L	L1
CD060201.12040	HC12–4	12	4	42	25
CD060201.12050	HC12–5	12	5	42	25
CD060201.12060	HC12–6	12	6	42	32
CD060201.12070	HC12–7	12	7	42	33
CD060201.12080	HC12–8	12	8	42	33
CD060201.12090	HC12–9	12	9	42	33
CD060201.12100	HC12–10	12	10	42	36
CD060201.20030	HC20–3	20	3	52	24
CD060201.20040	HC20–4	20	4	52	24
CD060201.20050	HC20–5	20	5	52	24
CD060201.20060	HC20–6	20	6	52	32
CD060201.20070	HC20–7	20	7	52	33
CD060201.20080	HC20–8	20	8	52	33
CD060201.20090	HC20–9	20	9	52	34
CD060201.20100	HC20–10	20	10	52	36
CD060201.20120	HC20–12	20	12	52	36
CD060201.20140	HC20–14	20	14	52	41
CD060201.20160	HC20–16	20	16	52	41
CD060201.20180	HC20–18	20	18	52	44
CD060201.32060	HC32–6	32	6	63	33
CD060201.32070	HC32–7	32	7	63	33
CD060201.32080	HC32–8	32	8	63	33
CD060201.32090	HC32–9	32	9	63	33
CD060201.32100	HC32–10	32	10	63	36
CD060201.32120	HC32–12	32	12	63	41
CD060201.32140	HC32–14	32	14	63	42
CD060201.32160	HC32–16	32	16	63	44
CD060201.32180	HC32–18	32	18	63	45
CD060201.32200	HC32–20	32	20	63	46
CD060201.32220	HC32–22	32	22	63	46
CD060201.32250	HC32–25	32	25	63	47

注：HC25可定制 Note:HC25 can be customized

高速、高精度、高寿命直柄强力刀柄系列

High speed,high accuracy,high durability C–straight chuck series

特点：

◆刀柄整体涂层处理;

◆表面“环保”特殊涂层处理，提高表面硬度、耐磨性，提高清洁度，精度更稳定，表面更光滑，防锈、防腐蚀效果更好，手感更舒适，外观更美观。

◆精做动平衡G6.3 12000rpm/18000rpm;

◆刀柄柄体、压帽、夹头都做深冷处理及热时效处理。

◆Two kinds of appearance provide:polishing or nickel coating ;

◆Surface” environmental protection”, special coating surface treatment, improve the hardness and endurance of the surface, cleaness better, accuracy stable, surface more smooth, antirust, feel comfortable, appearance nice.

◆Precision balance G6.3 12000rpm/18000rpm;

◆Chuck shank、lock nut、collet do cryogenic treatment and thermal aging treatment.



》》》精/湛/的/加/工/工/艺 Superb machining technology

*深冷处理

1、–196℃超长深冷处理，使接近全部的残余奥氏体转变为马氏体；
2、析出的纳米级碳化物颗粒，增加硬度和韧性；
3、减少残余应力；
4、耐磨性显著提高。

*Cryogenic treatment

1.–196℃ long cryogenic, nearly all of the residual austenite into martensite;
2. Carbide precipitation of Nanoscale particles, increasing the hardness and toughness;
3. Reducing residual stresses;
4. Wear resistance significantly improved.

*时效处理

*超长定型热时效去除磨加工时的残余内应力。

* Thermal aging processing

long stereotyped thermal limitation removal of grinding residual stress。



深冷处理（Cryogenic treatment）



时效处理（Thermal aging processing）

CD0701–01 BT 强力型立铣刀柄
BT NEEDLE ROLLER TYPE MILLING CHUCK



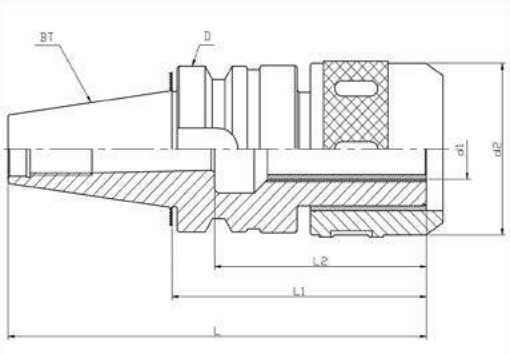

◎ 材质：20CrMnTi/JIS–SCM415
◎ 硬度：56–60HRC，渗碳深度＞0.8mm
◎ 锥柄公差等级：≤AT3
◎ 刀柄柄体做–196℃超长深冷处理及热时效处理。
◎ 预设动平衡G6.3–8000rpm，
精密动平衡G6.3–12000rpm 。
◎ 刀柄内孔分割了六槽以防止刀具转动， 增大夹持力
◎ 采用特殊材料制做滚珠轴承保持架，延长了使用寿命，
增强了夹紧力。
◎ 具有夹持力大，定心精度高，特别用于强力切削。

◎ Material:20CrMnTi/JIS–SCM415
◎ Hardness:56–60HRC，Carbon depth＞0.8mm
◎Tolerance class：≤AT3
◎ The chuck has made –196° C super long cryogenic treatment and thermal aging processing
◎ Default standard balancingG6.3–8000rpm，precision dynamic balancingG6.3–12000rpm,
◎ Inner hole of the shank divide into 6 troughs to prevent the insert remove, increase the grasp force.
◎ Ball bearing cage is made of special material, improve the endurance, enhance the grasp force.
◎ Grasp force strong, centering accuracy high, suit to heavy cutting.

订货号 Order No.	型号 Model No.	L	L1	L2	D	d1	d2
CD070101.3020075	BT30–C20–75	123.4	75	70	46	20	55
CD070101.3020090	BT30–C20–90	138.4	90				
CD070101.3022090	BT30–C22–90	138.4	90			22	58
CD070101.3025080	BT30–C25–80	128.4	80			25	
CD070101.3032100	BT30–C32–100	148.4	100	75		32	68
CD070101.4020090	BT40–C20–90	155.4	90	70	63	20	55
CD070101.4022090	BT40–C22–90	155.4	90			22	58
CD070101.4025095	BT40–C25–95	160.4	95			25	
CD070101.4025130	BT40–C25–130	195.4	130				
CD070101.4032095	BT40–C32–95	160.4	95	75		32	68
CD070101.4032105	BT40–C32–105	170.4	105				
CD070101.4032135	BT40–C32–135	200.4	135				
CD070101.5020100	BT50–C20–100	165.4	100	70	100	20	55
CD070101.5020105	BT50–C20–105	170.4	105				
CD070101.5020115	BT50–C20–115	180.4	115				
CD070101.5020150	BT50–C20–150	215.4	150				
CD070101.5025095	BT50–C25–95	196.8	95			25	58
CD070101.5025105	BT50–C25–105	170.4	105				
CD070101.5025135	BT50–C25–135	200.4	135				
CD070101.5032105	BT50–C32–105	206.8	105	75		32	68
CD070101.5032135	BT50–C32–135	236.8	135				
CD070101.5032165	BT50–C32–165	266.8	165				
CD070101.5032200	BT50–C32–200	265.4	100				
CD070101.5032250	BT50–C32–250	315.4	100				
CD070101.5032300	BT50–C32–300	365.4	100				
CD070101.5040120	BT50–C40–120	221.8	120	90		42	84
CD070101.5042110	BT50–C42–110	211.8	110				
CD070101.5042120	BT50–C42–120	221.8	120				
CD070101.5042135	BT50–C42–135	236.8	135				
CD070101.5042165	BT50–C42–165	266.8	165				

C直柄筒夹系列 C STRAIGHT COLLET SERIES

CD0701–02 SK(DIN69871) 强力型立铣刀柄 SK(DIN69871) NEEDLE ROLLER TYPE MILLING CHUCK

订货号 Order No.	型号 Model No.	L	d	D
CD070102.3020085	SK30–C20–85	85	20	55
CD070102.3020100	SK30–C20–100	100		
CD070102.3032135	SK30–C32–135	135	32	68
CD070102.4020085	SK40–C20–85	85	20	55
CD070102.4020100	SK40–C20–100	100		
CD070102.4020135	SK40–C20–135	135		
CD070102.4032105	SK40–C32–105	105	32	68
CD070102.5020105	SK50–C20–105	105	20	55
CD070102.5032110	SK50–C32–110	110	32	68
CD070102.5032135	SK50–C32–135	135		
CD070102.5042110	SK50–C42–110	110	42	84
CD070102.5042120	SK50–C42–120	120		
CD070102.5042135	SK50–C42–135	135		
CD070102.5042165	SK50–C42–165	165		

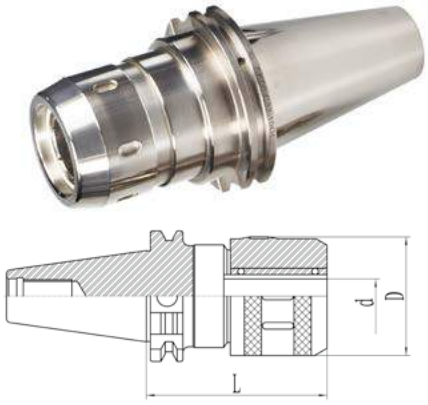

CD0701–03 HSK强力型立铣刀柄 HSK NEEDLE ROLLER TYPE MILLING CHUCK

订货号 Order No.	型号 Model No.	L	D	d
CD070103.6332105	HSK63A–C32–105	105	68	32
CD070103.6332120	HSK63A–C32–120	120	68	32
CD070103.1032120	HSK100A–C32–120	120	68	32



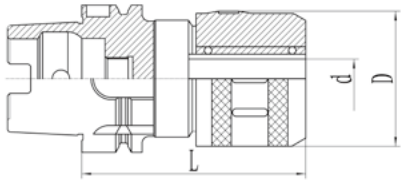

CD0701–04 CAT 强力型立铣刀柄 CAT NEEDLE ROLLER TYPE MILLING CHUCK

订货号 Order No.	型号 Model No.	L	d	D
CD070104.4019860	CAT40–C3/4 " –3.385 "	3.385 "	0.75 "	2.17 "
CD070104.4019105	CAT40–C3/4 " –4.13 "	4.13 "		
CD070104.4032115	CAT40–C1–1/4 " 4.53 "	3.35 "	1.25 "	2.87 "
CD070104.5019105	CAT50–C3/4 " –4.13 "	4.13 "	0.75 "	2.17 "
CD070104.5032105	CAT50–C1–1/4 " 4.13 "	4.13 "	1.25 "	2.87 "



CD0701–05 NT强力型立铣刀柄 NT NEEDLE ROLLER TYPE MILLING CHUCK

订货号Order No.	型号Model No.	d	D	L	Draw bolt (连接螺纹)
CD070105.3025080	NT30–C25–80	25	58	80	1/2"–13UNC, M12 × 1.75P
CD070105.3032090	NT30–C32–90	32	68	90	
CD070105.4025080	NT40–C25–80	25	58	80	5/8"–11UNC, M16 × 2.0P
CD070105.4032085	NT40–C32–85	32	68	85	
CD070105.5025085	NT50–C25–85	25	58	85	1"–8UNC, M24 × 3.0P
CD070105.5032090	NT50–C32–90	32	68	90	
CD070105.5032150	NT50–C32–150	32	68	150	
CD070105.5042095	NT50–C42–95	42	84	95	



◇ 请定购时注明刀柄拉杆螺纹为英制或公制。 ◇ When ordering,please specify the draw bolt for inch size or metric size.

CD0701–06 莫氏强力立铣刀柄 MOSER TAPER SHANK MILLING CHUCK

订货号 Order No.	型号 Model No.	d	D	L
CD070106.0325070	MT3–C25–70	25	58	70
CD070106.0425070	MT4–C25–70	25	58	70
CD070106.0432080	MT4–C32–80	32	68	80
CD070106.0532080	MT5–C32–80	32	68	80
CD070106.0542090	MT5–C42–90	42	84	90

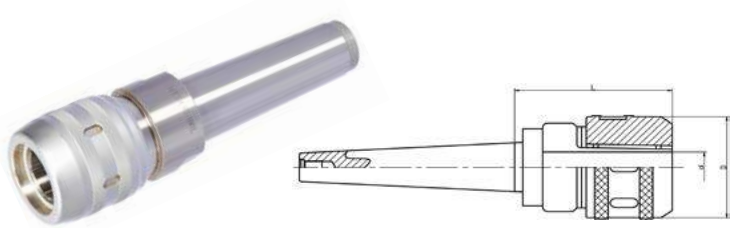

CD0701–07 R8强力型立铣刀柄 R8 NEEDLE ROLLER TYPE MILLING CHUCK

订货号 Order No.	型号 Model No.	d	D	L
CD070107.0825070	R8–C25–70	25	58	70
CD070107.0832075	R8–C32–75	32	68	75



精度检测 Inspection of accuracy

d	L	锥柄形式(BT/SK/CAT)	工作长度L	径向跳动 run out	动平衡等级(G6.3) Balance	
20	60	30/40/50	≤165	≤10 μ	8000rpm	12000rpm
22	70					
25	70					
32	80					
42	100	50		≤20 μ		

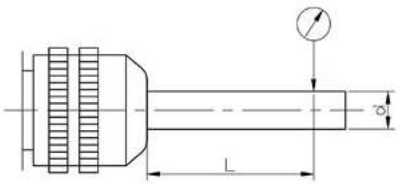

CD0702–01 C型扳手 C TYPE SPANNER

订货号 Order No.	型号 Model No.	规格 Type	L
CD070201.2055062	C20	55–62	214
CD070201.2255062	C22	55–62	214
CD070201.2555062	C25	55–62	214
CD070201.3268072	C32	68–72	235
CD070201.4278085	C42	78–85	261



CD0703–01 强力型铣夹头套装 MILLING CHUCK SET



◎可适用于机床锥度为MS2–MS5;7;24 30–50 及R8锥的各种机床。
◎每套铣夹头包括1支夹头体，整套夹头及1支扳手。

◎Used for the spindle taper of milling machine: MS2–MS5;7:24 30–50 R8.
◎A set includes 1 collet chuck,1 full set of collets and 1spanner.

注：订购时，筒夹请注明普通级、A级或AA级。订购时请注明木盒或铝盒。
Note: when ordering please specify collet class:common 、A class、AA class. and specify the packing wooden case or aluminum case.

订货号 Order No.	型号 Model No.	夹持孔径 Clamping hole	支/套 PCS/SET	订货号 Order No.	型 号 Model No.	夹持孔径 Clamping hole	支/套 PCS/SET
CD070301.1606120	C16	4,5,6,8,10,12	6	CD070401.3211250	C32	4,5,6,8,10,12,14,16,18,20,25	11
CD070301.2008160	C20	4,5,6,8,10,12,14,16	8	CD070401.3207250	C32	6,8,10,12,(14),16,20 ,25	7 (8)
CD070301.2511200	C25	3,4,5,6,8,10,12,14, 16,18,20	11	CD070401.4208320	C42	6,8,10,12,16,20,25,32	8
CD070301.2208160	C22	4,5,6,8,10,12,14,16	8	CD070401.4212320	C42	6,8,10,12,14,16,18,20,25, 28,30,32	12

C直柄筒夹系列 C STRAIGHT COLLET SERIES

CD0704–01 C直柄筒夹 C STRAIGHT COLLET



◎ 材质：42CrMo/20CrMnTi
◎ 硬度：46–50HRC/55–58HRC
◎ Material：42CrMo/20CrMnTi
◎ Hardness：46–50HRC/55–58HRC

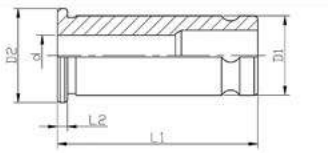

型 号 Model No.	D1	D2	d	L1	L2
C16	16	20	3,4,5,6,8,10,12	47	2
C20	20	23.5	3,4,5,6,8,10,12,14,16	50	2.5
C22	22	26	3,4,5,6,8,10,12,14,16	55	3.5
C25	25	30	3,4,5,6,8,10,12,14,16,18,20	60	2.5
C32	32	36	3,4,5,6,8,10,12,14,15,15.6,16,18,19,20,22,24,25	65	4
C40	40	44	6,8,10,12,14,16,18,20,25,28,30,32	78	4
C42	42	48	3,4,5,6,8,10,12,14,16,18,20,22,24,25,28,30,32	78	4
英制规格可定购 Inch size can be ordered					

C16		C20		C22	
订货号 Order No.	型 号 Model No.	订货号 Order No.	型 号 Model No.	订货号 Order No.	型 号 Model No.
CD070401.16030	C16–3	CD070401.20030	C20–3	CD070401.22030	C22–3
CD070401.16040	C16–4	CD070401.20040	C20–4	CD070401.22040	C22–4
CD070401.16050	C16–5	CD070401.20050	C20–5	CD070401.22050	C22–5
CD070401.16060	C16–6	CD070401.20060	C20–6	CD070401.22060	C22–6
CD070401.16080	C16–8	CD070401.20080	C20–8	CD070401.22080	C22–8
CD070401.16100	C16–10	CD070401.20100	C20–10	CD070401.22100	C22–10
CD070401.16120	C16–12	CD070401.20120	C20–12	CD070401.22120	C22–12
		CD070401.20140	C20–14	CD070401.22140	C22–14
		CD070401.20160	C20–16	CD070401.22160	C22–16

C25		C32		C40		C42	
订货号 Order No.	型 号 Model No.	订货号 Order No.	型 号 Model No.	订货号 Order No.	型 号 Model No.	订货号 Order No.	型 号 Model No.
CD070401.25030	C25–3	CD070401.32030	C32–3	CD070401.40060	C40–6	CD070401.42030	C42–3
CD070401.25040	C25–4	CD070401.32040	C32–4	CD070401.40080	C40–8	CD070401.42040	C42–4
CD070401.25050	C25–5	CD070401.32050	C32–5	CD070401.40100	C40–10	CD070401.42050	C42–5
CD070401.25060	C25–6	CD070401.32060	C32–6	CD070401.40120	C40–12	CD070401.42060	C42–6
CD070401.25080	C25–8	CD070401.32080	C32–8	CD070401.40140	C40–14	CD070401.42080	C42–8
CD070401.25100	C25–10	CD070401.32100	C32–10	CD070401.40160	C40–16	CD070401.42100	C42–10
CD070401.25120	C25–12	CD070401.32120	C32–12	CD070401.40180	C40–18	CD070401.42120	C42–12
CD070401.25140	C25–14	CD070401.32140	C32–14	CD070401.40200	C40–20	CD070401.42140	C42–14
CD070401.25160	C25–16	CD070401.32150	C32–15	CD070401.40250	C40–25	CD070401.42160	C42–16
CD070401.25180	C25–18	CD070401.32156	C32–15.6	CD070401.40280	C40–28	CD070401.42180	C42–18
CD070401.25200	C25–20	CD070401.32160	C32–16	CD070401.40300	C40–30	CD070401.42200	C42–20
		CD070401.32180	C32–18	CD070401.40320	C40–32	CD070401.42220	C42–22
		CD070401.32190	C32–19			CD070401.42240	C42–24
		CD070401.32200	C32–20			CD070401.42250	C42–25
		CD070401.32220	C32–22			CD070401.42280	C42–28
		CD070401.32240	C32–24			CD070401.42300	C42–30
		CD070401.32250	C32–25			CD070401.42320	C42–32

CD0704–02 K直柄筒夹 K STRAIGHT COLLET



◎ 材质：42CrMo/20CrMnTi
◎ 硬度：46–50HRC/55–58HRC
◎ Material：42CrMo/20CrMnTi
◎ Hardness：46–50HRC/55–58HRC

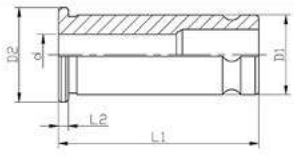

型号 Model No.	D1	D2	d	L1	L2
K20	20	25	3,4,5,6,8,10,12,14,16	55	5
K25	25	28	3,4,5,6,8,10,12,14,16 ,18,20	60	5
K32	32	36	3,4,5,6,8,10,12,14,16 ,18,20,25	65	5
K42	42	45	3,4,5,6,8,10,12,14,16 ,18,20,25 ,28,30,32	70	5
英制规格可定购 Inch size can be ordered					

K20		K25		K32		K42	
订货号 Order No.	型 号 Model No.	订货号 Order No.	型 号 Model No.	订货号 Order No.	型 号 Model No.	订货号 Order No.	型 号 Model No.
CD070402.20030	K20–3	CD070402.25030	K25–3	CD070402.32030	K32–3	CD070402.42030	K42–3
CD070402.20040	K20–4	CD070402.25040	K25–4	CD070402.32040	K32–4	CD070402.42040	K42–4
CD070402.20050	K20–5	CD070402.25050	K25–5	CD070402.32050	K32–5	CD070402.42050	K42–5
CD070402.20060	K20–6	CD070402.25060	K25–6	CD070402.32060	K32–6	CD070402.42060	K42–6
CD070402.20080	K20–8	CD070402.25080	K25–8	CD070402.32080	K32–8	CD070402.42080	K42–8
CD070402.20100	K20–10	CD070402.25100	K25–10	CD070402.32160	K32–10	CD070402.42100	K42–10
CD070402.20120	K20–12	CD070402.25120	K25–12	CD070402.32120	K32–12	CD070402.42120	K42–12
CD070402.20140	K20–14	CD070402.25140	K25–14	CD070402.32140.	K32–14	CD070402.42140	K42–14
CD070402.20160	K20–16	CD070402.25160	K25–16	CD070402.32160	K32–16	CD070402.42160	K42–16
		CD070402.25180	K25–18	CD070402.32180	K32–18	CD070402.42180	K42–18
		CD070402.25200	K25–20	CD070402.32200	K32–20	CD070402.42200	K42–20
				CD070402.32250	K32–25	CD070402.42250	K42–25
						CD070402.42280	K42–28
						CD070402.42300	K42–30
						CD070402.42320	K42–32

C直柄筒夹系列 C STRAIGHT COLLET SERIES

筒夹精度检测：Inspection of Accuracy



d	L	径向跳动 Run out(mm)		
		普通级 common level	A级 A class	AA级 AA class
<10	30	0.015	0.01	0.005
⩾10–20	50	0.015	0.01	
>20	80	0.02	0.01	



◇ 无特殊要求，一般按A级供货，如需要普通级、AA级则需特殊定货。
◇ If no special requirement.we would supply to you according to A grade;If you .require AVERGE LEVEL、AA grade.

CD0704–03 直柄莫氏斜度套筒 STRAIGHT SHANK MORSE TAPER SLEEVE



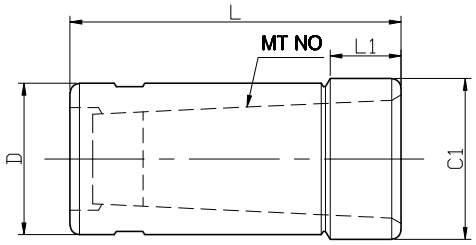

订货号 Order No.	型号 Model No.	Taper	L	L1	D	C1
CD070403.2001059	C20	MT1	59	20	20	25
CD070403.2002070		MT2	70	35	20	25
CD070403.2501059	C25	MT1	59	15	25	29
CD070403.2502070		MT2	70	20	25	29
CD070403.3201059	C32	MT1	59	15	32	37
CD070403.3202070		MT2	70	20	32	37
CD070403.3203088		MT3	88	20	32	37
CD070403.4201059	C42	MT1	59	20	42	48
CD070403.4202070		MT2	70	20	42	48
CD070403.4203090		MT3	90	15	42	48
CD070403.4204115		MT4	115	30	42	48

EOC(OZ)筒夹系列 EOC(OZ) COLLET SERIES

EOC/OZ高速、高精度、高寿命筒夹系列

特点：

◎材质：JIS-SUJ2/42CrMo；

◎硬度：46-50HRC；

◎筒夹空刀槽采用磨削加工工艺，更适合于高速加工;

◎内孔、外圆及端面精密研磨，可达Ra0.4；

◎表面“环保”特殊涂层处理，提高表面硬度、耐磨性，提高清洁度，精度更稳定，表面更光滑，防锈、防腐蚀效果更好，手感更舒适，外观更美观。

High precision high durability EOC/OZ collet series

◎Material:；JIS-SUJ2/42CrMo；

◎Hardness:46-50HRC;

◎Collet's groove is used grinding process to suitable for high speed machining;

◎Inner hole, surface and end face are grinded for many times so as to reach Ra0.4；

◎Surface" environmental protection", special coating surface treatment, improve the hardness and endurance of the surface, cleaness better, accuracy stable, surface more smooth, antirust, feel comfortable, appearance nice.



》》》精/湛/的/加/工/工/艺 Superb machining technology

*深冷处理

1、-196℃超长深冷处理，使接近全部的残余奥氏体转变为马氏体；
2、析出的纳米级碳化物颗粒，增加硬度和韧性；
3、减少残余应力；
4、耐磨性显著提高。

*Cryogenic treatment

1.-196℃ long cryogenic, nearly all of the residual austenite transformed into martensite;
2. Carbide precipitation of Nanoscale particles, increasing the hardness and toughness;
3. Reducing residual stresses;
4. Wear resistance significantly improved.

*时效处理

*超长定型热时效去除残余内应力。

* Thermal aging processing

Removal of residual internal stress by super-long heat aging.



深冷处理（Cryogenic treatment）



时效处理（Thermal aging processing）

EOC(OZ)筒夹系列 EOC(OZ) COLLET SERIES

CD0801–01 DIN6388A EOC(OZ)筒夹 DIN6388A EOC(OZ)COLLETS



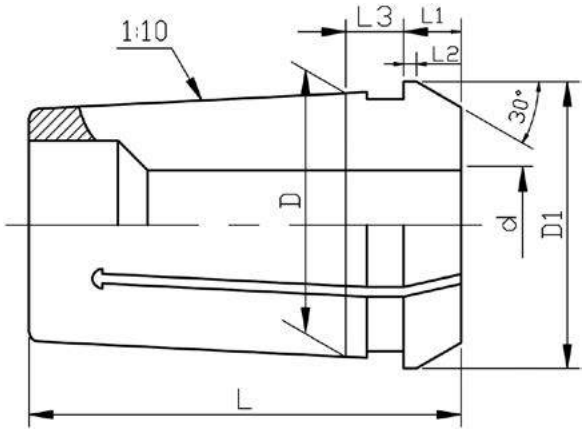

型号 Model No.	D	D1	dH7	L	L1	L2	L3
EOC 6A	10	11.5	1–6	21	3.5	0.5	4
EOC 8A	12.65	14.5	1–8	26	4	0.8	4.5
EOC 10A	15.15	17.2	1–10	30	4.5	0.8	4.5
EOC 12A	17.75	19.8	1–12	34	5	1.1	4.5
EOC 16A	22.65	25.5	2–16	40	5.5	1.2	5.5
EOC 20A	27.4	29.8	2–20	45	6	1.35	6
EOC 25A	32.9	35.05	2–25	52	6	1.4	6
EOC 32A	41.3	43.7	4–32	60	6	1.45	7
EOC 40A	49.7	52.2	6–40	68	6	1.45	8
EOC 50A	61.1	63.8	8–50	80	7	1.55	9

夹持工件或刀具柄公差：h6 Clamp workpiece or tooling shank tolerance: h6

EOC 6A		EOC 8A		EOC 10A		EOC 12A	
订货号 Order No.	型 号 Model No.	订货号 Order No.	型 号 Model No.	订货号 Order No.	型 号 Model No.	订货号 Order No.	型 号 Model No.
CD080101.06010	EOC 6A–1	CD080101.08010	EOC 8A–1	CD080101.10010	EOC 10A–1	CD080101.12010	EOC 12A–1
CD080101.06020	EOC 6A–2	CD080101.08020	EOC 8A–2	CD080101.10020	EOC 10A–2	CD080101.12020	EOC 12A–2
CD080101.06030	EOC 6A–3	CD080101.08030	EOC 8A–3	CD080101.10030	EOC 10A–3	CD080101.12030	EOC 12A–3
CD080101.06040	EOC 6A–4	CD080101.08040	EOC 8A–4	CD080101.10040	EOC 10A–4	CD080101.12040	EOC 12A–4
CD080101.06050	EOC 6A–5	CD080101.08050	EOC 8A–5	CD080101.10050	EOC 10A–5	CD080101.12050	EOC 12A–5
CD080101.06060	EOC 6A–6	CD080101.08060	EOC 8A–6	CD080101.10060	EOC 10A–6	CD080101.12060	EOC 12A–6
		CD080101.08070	EOC 8A–7	CD080101.10070	EOC 10A–7	CD080101.12070	EOC 12A–7
		CD080101.08080	EOC 8A–8	CD080101.10080	EOC 10A–8	CD080101.12080	EOC 12A–8
				CD080101.10090	EOC 10A–9	CD080101.12090	EOC 12A–9
				CD080101.10100	EOC 10A–10	CD080101.12100	EOC 12A–10
						CD080101.12110	EOC 12A–11
						CD080101.12120	EOC 12A–12

CD0801–01 DIN6388A EOC(OZ)筒夹 DIN6388A EOC(OZ)COLLETS

EOC 16A		EOC 20A		EOC 25A	
订货号 Order No.	型 号 Model No.	订货号 Order No.	型 号 Model No.	订货号 Order No.	型 号 Model No.
CD080101.16020	EOC 16A–2	CD080101.20020	EOC 20A–2	CD080101.25020	EOC 25A–2
CD080101.16030	EOC 16A–3	CD080101.20030	EOC 20A–3	CD080101.25030	EOC 25A–3
CD080101.16040	EOC 16A–4	CD080101.20040	EOC 20A–4	CD080101.25040	EOC 25A–4
CD080101.16050	EOC 16A–5	CD080101.20050	EOC 20A–5	CD080101.25050	EOC 25A–5
CD080101.16060	EOC 16A–6	CD080101.20060	EOC 20A–6	CD080101.25060	EOC 25A–6
CD080101.16070	EOC 16A–7	CD080101.20070	EOC 20A–7	CD080101.25070	EOC 25A–7
CD080101.16080	EOC 16A–8	CD080101.20080	EOC 20A–8	CD080101.25080	EOC 25A–8
CD080101.16090	EOC 16A–9	CD080101.20090	EOC 20A–9	CD080101.25090	EOC 25A–9
CD080101.16100	EOC 16A–10	CD080101.20100	EOC 20A–10	CD080101.25100	EOC 25A–10
CD080101.16110	EOC 16A–11	CD080101.20110	EOC 20A–11	CD080101.25110	EOC 25A–11
CD080101.16120	EOC 16A–12	CD080101.20120	EOC 20A–12	CD080101.25120	EOC 25A–12
CD080101.16130	EOC 16A–13	CD080101.20130	EOC 20A–13	CD080101.25130	EOC 25A–13
CD080101.16140	EOC 16A–14	CD080101.20140	EOC 20A–14	CD080101.25140	EOC 25A–14
CD080101.16150	EOC 16A–15	CD080101.20150	EOC 20A–15	CD080101.25150	EOC 25A–15
CD080101.16160	EOC 16A–16	CD080101.20160	EOC 20A–16	CD080101.25160	EOC 25A–16
		CD080101.20170	EOC 20A–17	CD080101.25170	EOC 25A–17
		CD080101.20180	EOC 20A–18	CD080101.25180	EOC 25A–18
		CD080101.20190	EOC 20A–19	CD080101.25190	EOC 25A–19
		CD080101.20200	EOC 20A–20	CD080101.25200	EOC 25A–20
				CD080101.25210	EOC 25A–21
				CD080101.25220	EOC 25A–22
				CD080101.25230	EOC 25A–23
				CD080101.25240	EOC 25A–24
				CD080101.25250	EOC 25A–25

EOC(OZ)筒夹系列 EOC(OZ) COLLET SERIES

CD0801–01 DIN6388A EOC(OZ)筒夹 DIN6388A EOC(OZ)COLLETS

EOC 32A		EOC 40A		EOC 50A	
订货号 Order No.	型 号 Model No.	订货号 Order No.	型 号 Model No.	订货号 Order No.	型 号 Model No.
CD080101.32040	EOC 32A–4	CD080101.40060	EOC 40A–6	CD080101.50080	EOC 50A–8
CD080101.32050	EOC 32A–5	CD080101.40070	EOC 40A–7	CD080101.50090	EOC 50A–9
CD080101.32060	EOC 32A–6	CD080101.40080	EOC 40A–8	CD080101.50100	EOC 50A–10
CD080101.32070	EOC 32A–7	CD080101.40090	EOC 40A–9	CD080101.50110	EOC 50A–11
CD080101.32080	EOC 32A–8	CD080101.40100	EOC 40A–10	CD080101.50120	EOC 50A–12
CD080101.32090	EOC 32A–9	CD080101.40110	EOC 40A–11	CD080101.50130	EOC 50A–13
CD080101.32100	EOC 32A–10	CD080101.40120	EOC 40A–12	CD080101.50140	EOC 50A–14
CD080101.32110	EOC 32A–11	CD080101.40130	EOC 40A–13	CD080101.50150	EOC 50A–15
CD080101.32120	EOC 32A–12	CD080101.40140	EOC 40A–14	CD080101.50160	EOC 50A–16
CD080101.32130	EOC 32A–13	CD080101.40150	EOC 40A–15	CD080101.50170	EOC 50A–17
CD080101.32140	EOC 32A–14	CD080101.40160	EOC 40A–16	CD080101.50180	EOC 50A–18
CD080101.32150	EOC 32A–15	CD080101.40170	EOC 40A–17	CD080101.50190	EOC 50A–19
CD080101.32160	EOC 32A–16	CD080101.40180	EOC 40A–18	CD080101.50200	EOC 50A–20
CD080101.32170	EOC 32A–17	CD080101.40190	EOC 40A–19	CD080101.50210	EOC 50A–21
CD080101.32180	EOC 32A–18	CD080101.40200	EOC 40A–20	CD080101.50220	EOC 50A–22
CD080101.32190	EOC 32A–19	CD080101.40210	EOC 40A–21	CD080101.50230	EOC 50A–23
CD080101.32200	EOC 32A–20	CD080101.40220	EOC 40A–22	CD080101.50240	EOC 50A–24
CD080101.32210	EOC 32A–21	CD080101.40230	EOC 40A–23	CD080101.50250	EOC 50A–25
CD080101.32220	EOC 32A–22	CD080101.40240	EOC 40A–24	CD080101.50260	EOC 50A–26
CD080101.32230	EOC 32A–23	CD080101.40250	EOC 40A–25	CD080101.50270	EOC 50A–27
CD080101.32240	EOC 32A–24	CD080101.40260	EOC 40A–26	CD080101.50280	EOC 50A–28
CD080101.32250	EOC 32A–25	CD080101.40270	EOC 40A–27	CD080101.50290	EOC 50A–29
CD080101.32260	EOC 32A–26	CD080101.40280	EOC 40A–28	CD080101.50300	EOC 50A–30
CD080101.32270	EOC 32A–27	CD080101.40290	EOC 40A–29	CD080101.50310	EOC 50A–31
CD080101.32280	EOC 32A–28	CD080101.40300	EOC 40A–30	CD080101.50320	EOC 50A–32
CD080101.32290	EOC 32A–29	CD080101.40310	EOC 40A–31	CD080101.50330	EOC 50A–33
CD080101.32300	EOC 32A–30	CD080101.40320	EOC 40A–32	CD080101.50340	EOC 50A–34
CD080101.32310	EOC 32A–31	CD080101.40330	EOC 40A–33	CD080101.50350	EOC 50A–35
CD080101.32320	EOC 32A–32	CD080101.40340	EOC 40A–34	CD080101.50360	EOC 50A–36
		CD080101.40350	EOC 40A–35	CD080101.50370	EOC 50A–37
		CD080101.40360	EOC 40A–36	CD080101.50380	EOC 50A–38
		CD080101.40370	EOC 40A–37	CD080101.50390	EOC 50A–39
		CD080101.40380	EOC 40A–38	CD080101.50400	EOC 50A–40
		CD080101.40390	EOC 40A–39	CD080101.50410	EOC 50A–41
		CD080101.40400	EOC 40A–40	CD080101.50420	EOC 50A–42
				CD080101.50430	EOC 50A–43
				CD080101.50440	EOC 50A–44
				CD080101.50450	EOC 50A–45
				CD080101.50460	EOC 50A–46
				CD080101.50470	EOC 50A–47
				CD080101.50480	EOC 50A–48
				CD080101.50490	EOC 50A–49
				CD080101.50500	EOC 50A–50

CD0801–01 DIN6388A EOC(OZ)筒夹 DIN6388A EOC(OZ)COLLETS

EOC 25A		EOC 32A	
订货号 Order No.	型 号 Model No.	订货号 Order No.	型 号 Model No.
CD080101.25032	EOC 25–1/8	CD080101.32064	EOC 32–1/4
CD080101.25048	EOC 25–3/16	CD080101.32238	EOC 32–15/16
CD080101.25064	EOC 25–1/4	CD080101.32095	EOC 32–3/8
CD080101.25079	EOC 25–5/16	CD080101.32111	EOC 32–7/16
CD080101.25095	EOC 25–3/8	CD080101.32127	EOC 32–1/2
CD080101.25111	EOC 25–7/16	CD080101.32143	EOC 32–9/16
CD080101.25127	EOC 25–1/2	CD080101.32159	EOC 32–5/8
CD080101.25143	EOC 25–9/16	CD080101.32175	EOC 32–11/16
CD080101.25159	EOC 25–5/8	CD080101.32191	EOC 32–3/4
CD080101.25175	EOC 25–11/16	CD080101.32206	EOC 32–13/16
CD080101.25191	EOC 25–3/4	CD080101.32222	EOC 32–7/8
CD080101.25206	EOC 25–13/16	CD080101.32238	EOC 32–15/16
CD080101.25222	EOC 25–7/8	CD080101.32254	EOC 32–1"
CD080101.25238	EOC 25–15/16	CD080101.32286	EOC 32–1–1/8"
CD080101.25254	EOC 25–1"	CD080101.32318	EOC 32–1–1/4"

DIN6388B EOC(OZ)筒夹 EOC(OZ) COLLET

◇定货举例
A级：EOC25A–6
AA级：EOC25A–6AA
A级：EOC25B–6
AA级：EOC25B–6AA

◇Order example
A class：EOC25A–6
AA class：EOC25A–6AA
A class：EOC25B–6
AA class：EOC25B–6AA

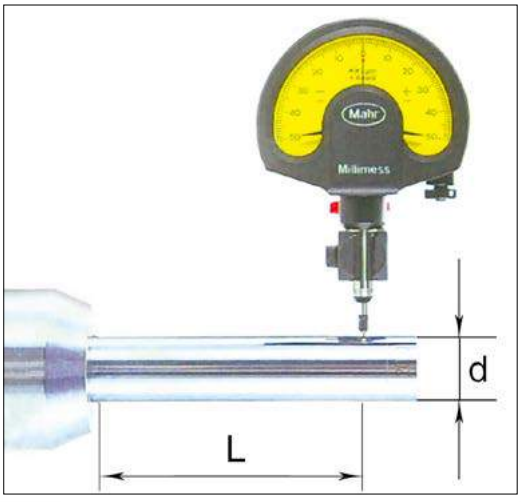

L	d	径向跳动 Run–out tolerance	
		A级 A Class	AA级 AA Class
6	1–1.6	0.015	0.01
10	>1.6–3		
16	>3–6	0.01	0.005
25	>6–10		
40	>10–18		
50	>18–24		
60	>24–30		
80	>30–50	0.015	0.01

EOC(OZ)筒夹系列 EOC(OZ) COLLET SERIES

CD0801–02 DIN6388B EOC(OZ)筒夹 EOC(OZ) COLLET



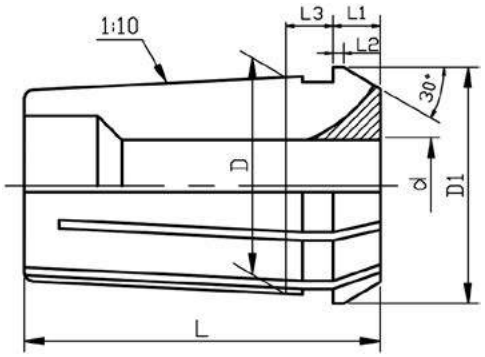

◎ 材质：JIS–SUJ2/42CrMo； ◎ 硬度：46–50HRC
◎ Material: JIS–SUJ2/42CrMo； ◎ Hardness: 46–50HRC

型号 Model No.	D	D1	dH7	L	L1	L2	L3
EOC16B	22.65	25.5	2–16	40	5.5	1.2	9.5
EOC20B	27.4	29.8	2–20	45	6	1.35	10
EOC25B	32.9	35.05	2–25	52	6	1.4	10
EOC32B	41.3	43.7	4–32	60	6	1.45	11
EOC40B	49.7	52.2	6–40	68	6	1.45	12
EOC50B	61.1	63.8	8–50	80	7	1.55	13

最大夹持范围：0.5mm Max clamping range:0.5mm

EOC 16B		EOC 20B		EOC 25B	
订货号 Order No.	型 号 Model No.	订货号 Order No.	型 号 Model No.	订货号 Order No.q	型 号 Model No.
CD080102.16020	EOC16B–2	CD080102.20020	EOC 20B–2	CD080102.25020	EOC 25B–2
CD080102.16030	EOC16B–3	CD080102.20030	EOC 20B–3	CD080102.25030	EOC 25B–3
CD080102.16040	EOC16B–4	CD080102.20040	EOC 20B–4	CD080102.25040	EOC 25B–4
CD080102.16050	EOC16B–5	CD080102.20050	EOC 20B–5	CD080102.25050	EOC 25B–5
CD080102.16060	EOC16B–6	CD080102.20060	EOC 20B–6	CD080102.25060	EOC 25B–6
CD080102.16070	EOC16B–7	CD080102.20070	EOC 20B–7	CD080102.25070	EOC 25B–7
CD080102.16080	EOC16B–8	CD080102.20080	EOC 20B–8	CD080102.25080	EOC 25B–8
CD080102.16090	EOC16B–9	CD080102.20090	EOC 20B–9	CD080102.25090	EOC 25B–9
CD080102.16100	EOC16B–10	CD080102.20100	EOC 20B–10	CD080102.25100	EOC 25B–10
CD080102.16110	EOC16B–11	CD080102.20110	EOC 20B–11	CD080102.25110	EOC 25B–11
CD080102.16120	EOC16B–12	CD080102.20120	EOC 20B–12	CD080102.25120	EOC 25B–12
CD080102.16130	EOC16B–13	CD080102.20130	EOC 20B–13	CD080102.25130	EOC 25B–13
CD080102.16140	EOC16B–14	CD080102.20140	EOC 20B–14	CD080102.25140	EOC 25B–14
CD080102.16150	EOC16B–15	CD080102.20150	EOC 20B–15	CD080102.25150	EOC 25B–15
CD080102.16160	EOC16B–16	CD080102.20160	EOC 20B–16	CD080102.25160	EOC 25B–16
		CD080102.20170	EOC 20B–17	CD080102.25170	EOC 25B–17
		CD080102.20180	EOC 20B–18	CD080102.25180	EOC 25B–18
		CD080102.20190	EOC 20B–19	CD080102.25190	EOC 25B–19
		CD080102.20200	EOC 20B–20	CD080102.25200	EOC 25B–20
				CD080102.25210	EOC 25B–21
				CD080102.25220	EOC 25B–22
				CD080102.25230	EOC 25B–23
				CD080102.25240	EOC 25B–24
				CD080102.25250	EOC 25B–25

CD0801–02 DIN6388B EOC(OZ)筒夹 EOC(OZ) COLLET

EOC 32B		EOC 40B		EOC 50B	
订货号 Order No.	型 号 Model No.	订货号 Order No.	型 号 Model No.	订货号 Order No.	型 号 Model No.
CD080102.32040	EOC 32B–4	CD080102.40060	EOC 40B–6	CD080102.50080	EOC 50B–8
CD080102.32050	EOC 32B–5	CD080102.40070	EOC 40B–7	CD080102.50090	EOC 50B–9
CD080102.32060	EOC 32B–6	CD080102.40080	EOC 40B–8	CD080102.50100	EOC 50B–10
CD080102.32070	EOC 32B–7	CD080102.40090	EOC 40B–9	CD080102.50110	EOC 50B–11
CD080102.32080	EOC 32B–8	CD080102.40100	EOC 40B–10	CD080102.50120	EOC 50B–12
CD080102.32090	EOC 32B–9	CD080102.40110	EOC 40B–11	CD080102.50130	EOC 50B–13
CD080102.32100	EOC 32B–10	CD080102.40120	EOC 40B–12	CD080102.50140	EOC 50B–14
CD080102.32110	EOC 32B–11	CD080102.40130	EOC 40B–13	CD080102.50150	EOC 50B–15
CD080102.32120	EOC 32B–12	CD080102.40140	EOC 40B–14	CD080102.50160	EOC 50B–16
CD080102.32130	EOC 32B–13	CD080102.40150	EOC 40B–15	CD080102.50170	EOC 50B–17
CD080102.32140	EOC 32B–14	CD080102.40160	EOC 40B–16	CD080102.50180	EOC 50B–18
CD080102.32150	EOC 32B–15	CD080102.40170	EOC 40B–17	CD080102.50190	EOC 50B–19
CD080102.32160	EOC 32B–16	CD080102.40180	EOC 40B–18	CD080102.50200	EOC 50B–20
CD080102.32170	EOC 32B–17	CD080102.40190	EOC 40B–19	CD080102.50210	EOC 50B–21
CD080102.32180	EOC 32B–18	CD080102.40200	EOC 40B–20	CD080102.50220	EOC 50B–22
CD080102.32190	EOC 32B–19	CD080102.40210	EOC 40B–21	CD080102.50230	EOC 50B–23
CD080102.32200	EOC 32B–20	CD080102.40220	EOC 40B–22	CD080102.50240	EOC 50B–24
CD080102.32210	EOC 32B–21	CD080102.40230	EOC 40B–23	CD080102.50250	EOC 50B–25
CD080102.32220	EOC 32B–22	CD080102.40240	EOC 40B–24	CD080102.50260	EOC 50B–26
CD080102.32230	EOC 32B–23	CD080102.40250	EOC 40B–25	CD080102.50270	EOC 50B–27
CD080102.32240	EOC 32B–24	CD080102.40260	EOC 40B–26	CD080102.50280	EOC 50B–28
CD080102.32250	EOC 32B–25	CD080102.40270	EOC 40B–27	CD080102.50290	EOC 50B–29
CD080102.32260	EOC 32B–26	CD080102.40280	EOC 40B–28	CD080102.50300	EOC 50B–30
CD080102.32270	EOC 32B–27	CD080102.40290	EOC 40B–29	CD080102.50310	EOC 50B–31
CD080102.32280	EOC 32B–28	CD080102.40300	EOC 40B–30	CD080102.50320	EOC 50B–32
CD080102.32290	EOC 32B–29	CD080102.40310	EOC 40B–31	CD080102.50330	EOC 50B–33
CD080102.32300	EOC 32B–30	CD080102.40320	EOC 40B–32	CD080102.50340	EOC 50B–34
CD080102.32310	EOC 32B–31	CD080102.40330	EOC 40B–33	CD080102.50350	EOC 50B–35
CD080102.32320	EOC 32B–32	CD080102.40340	EOC 40B–34	CD080102.50360	EOC 50B–36
		CD080102.40350	EOC 40B–35	CD080102.50370	EOC 50B–37
		CD080102.40360	EOC 40B–36	CD080102.50380	EOC 50B–38
		CD080102.40370	EOC 40B–37	CD080102.50390	EOC 50B–39
		CD080102.40380	EOC 40B–38	CD080102.50400	EOC 50B–40
		CD080102.40390	EOC 40B–39	CD080102.50410	EOC 50B–41
		CD080102.40400	EOC 40B–40	CD080102.50420	EOC 50B–42
				CD080102.50430	EOC 50B–43
				CD080102.50440	EOC 50B–44
				CD080102.50450	EOC 50B–45
				CD080102.50460	EOC 50B–46
				CD080102.50470	EOC 50B–47
				CD080102.50480	EOC 50B–48
				CD080102.50490	EOC 50B–49
				CD080102.50500	EOC 50B–50

EOC(OZ)筒夹系列 EOC(OZ) COLLET SERIES

DIN6388B EOC(OZ)筒夹 EOC(OZ) COLLET

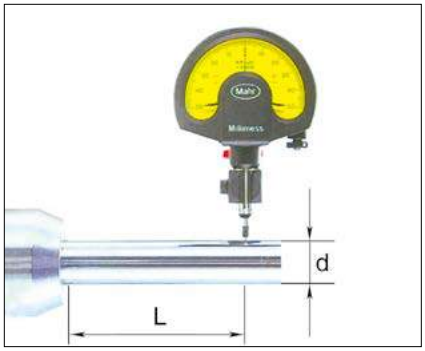

◇定货举例
A级：EOC25A–6
AA级：EOC25A–6AA
A级：EOC25B–6
AA级：EOC25B–6AA

◇Order example
A class：EOC25A–6
AA class：EOC25A–6AA
A class：EOC25B–6
AA class：EOC25B–6AA

L	d	径向跳动 Run–out tolerance	
		A级 A Class	AA级 AA Class
6	1–1.6	0.015	0.01
10	>1.6–3		
16	>3–6	0.01	0.005
25	>6–10		
40	>10–18		
50	>18–24		
60	>24–30		
80	>30–50	0.015	0.01

CD0802–01 EOC铣夹头刀柄 EOC MILLIMG CHUCK



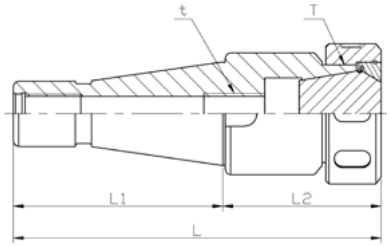

订货号 Order No.	型号 Model No.	L	L1	D	L2	t	T	KGS
CD080201.0225062	MT2–EOC25	126	64	60	62	M6×1.0P	M48×2.0P	1.3
CD080201.0325063	MT3–EOC25	144	81		63	M12×1.75P	M48×2.0P	1.4
CD080201.0425060	MT4–EOC25	162	102.5		59.5	M16×2.0P	M48×2.0P	1.55
CD080201.0825061	R8–EOC25	163	102		61	M12×1.75P	M48×2.0P	1.55
CD080201.3025060	NT30–EOC25	128.5	68.4		59.6	M12×1.75P	M48×2.0P	1.35
CD080201.4025055	NT40–EOC25	148	93.4		54.6	M16×2.0P	M48×2.0P	1.65
CD080201.5025058	NT50–EOC25	185	126.8		58.2	M24×3.0P	M48×2.0P	3.45
CD080201.4032072	MT4–EOC32	174	102.5	72	71.5	M16×2.0P	M60×2.5P	2.25
CD080201.5032071	MT5–EOC32	200	129.5		70.5	M24×3.0P	M60×2.5P	2.45
CD080201.4032069	NT40–EOC32	162	93.4		68.6	M16×2.0P	M60×2.5P	2.25
CD080201.5032103	NT50–EOC32	230	126.8		103.2	M24×3.0P	M60×2.5P	3.95

CD0802-02 BT、HSK63F/EOC 立铣刀柄 MILLING CHUCK



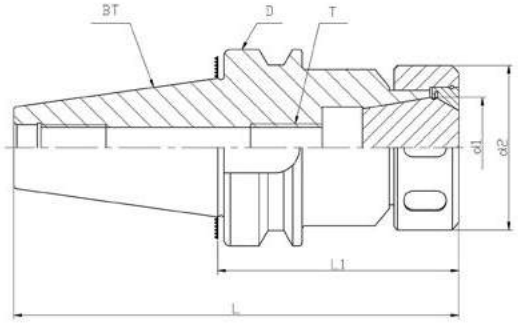

◎材质：20CrMnTi/JIS-SCM415
◎硬度：56-60HRC，渗碳深度＞0.8mm
◎锥柄公差等级：≤AT3
◎刀柄柄体做-196℃超长深冷处理及热时效处理。
◎预设动平衡G6.3-8000rpm，精密动平衡G6.3-12000rpm。
◎刀柄外观整体涂层处理。

◎Material: 20CrMnTi/JIS-SCM415
◎Hardness: 56-60HRC Carbon Depth: >0.8mm
◎Precision taper: ≤AT3
◎Chuck shank do - 196 ℃ super-long cryogenic treatment and thermal aging treatment.
◎Default of dynamic balance standard: G6.3 8000rpm Precision dynamic balance:G6.3 12000rpm
◎surface coating processing

订货号 Order No.	型号 Model No.	L	L1	D	d1	d2	T	KGS
CD080202.3025070	BT30-EOC25-70	118.4	70	46	32.9	60	M12×1.75P	1
CD080202.4025070	BT40-EOC25-70	135.4	70	63			M16×2.0P	1.65
CD080202.4025100	BT40-EOC25-100	165.4	100					2.25
CD080202.4032080	BT40-EOC32-80	145.4	80		41.3	72	M20×2.5P	2
CD080202.4032105	BT40-EOC32-105	170.4	105					2.2
CD080202.5025085	BT50-EOC25-85	186.8	85	100	32.9	60	M16×2.0P	4.4
CD080202.5025100	BT50-EOC25-100	201.8	100					4.8
CD080202.5032090	BT50-EOC32-90	191.8	90		41.3	72	M24×3.0P	4.6
CD080202.5032105	BT50-EOC32-105	206.8	105					4.85
CD080202.5032120	BT50-EOC32-120	221.8	120					5.35
CD080202.3025080	SK30-EOC25-80	127.8	80	50	32.9	60	M12X1.75P	1.5
CD080202.4025070	SK40-EOC25-70	138.4	70	63.55			M16X2P	1.85
CD080202.4025100	SK40-EOC25-100	168.4	100					2.3
CD080202.4025120	SK40-EOC25-120	188.4	120					2.55
CD080202.4032090	SK40-EOC32-90	158.4	90		41.3	72	M20X2.5P	1.95
CD080202.4032120	SK40-EOC32-120	188.4	120					2.35
CD080202.5025070	SK50-EOC25-70	171.75	70	97.5	32.9	60	M16X2.0P	3.25
CD080202.5025100	SK50-EOC25-100	201.75	100					5.1
CD080202.5032070	SK50-EOC32-70	171.75	70		41.3	72	M24X3.0P	4.4
CD080202.5032100	SK50-EOC32-100	201.75	100					5.7
CD080202.4025080	CAT40-EOC25-3.15 "	5.837 "	3.15 "	2.500 "	1.295 "	2.362 "	M16X2.0P	1.55
CD080202.4025102	CAT40-EOC25-4 "	6.687 "	4 "					2.55
CD080202.4032080	CAT40-EOC32-3.15 "	5.837 "	3.15 "		1.626 "	2.835 "	M20X2.5P	1.95
CD080202.4032102	CAT40-EOC32-4 "	6.687 "	4 "					2.35
CD080202.5025080	CAT50-EOC25-3.15 "	7.15 "	3.15 "	3.875 "	1.295 "	2.362 "	M16X2.0P	3.25
CD080202.5025102	CAT50-EOC25-4 "	8 "	4 "					5.30
CD080202.5025152	CAT50-EOC25-6 "	10 "	6 "					4.40
CD080202.5032080	CAT50-EOC32-3.15 "	7.15 "	3.15 "		1.626 "	2.835 "	M20X2.5P	5.70
CD080202.5032119	CAT50-EOC32-4.70 "	8.70 "	4.7 "					6.10
CD080202.6325078	HSK63F-OZ25-78	103	78	63	32.9	60	M28X12.5P	5.0

EOC(OZ)筒夹系列 EOC(OZ) COLLET SERIES

CD0803–01 EOC螺帽 EOC NUT



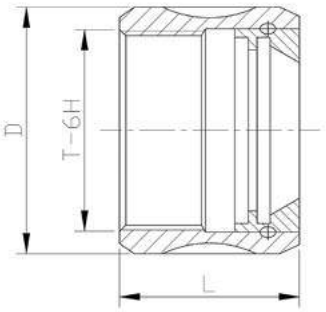

订货号 Order No.	型号 Model No.	D	L	T
CD080301.0618014	EOC 6	18	14	M14 × 1.0
CD080301.0826019	EOC 8	26	19	M20 × 1.5
CD080301.1030019	EOC 10	30	19	M22 × 1.5
CD080301.1235020	EOC 12	35	20	M27 × 1.5
CD080301.1643024	EOC 16	43	24	M33 × 1.5
CD080301.2050028	EOC 20	50	28	M42 × 2.0
CD080301.2560030	EOC 25	60	30	M48 × 2.0
CD080301.3272034	EOC 32	72	33.5	M60 × 2.5
CD080301.4085037	EOC 40	85	37	M68 × 2.5
CD080301.5010043	EOC 50	100	43	M80 × 2.5

CD0804–01 EOC扳手 EOC SPANNER



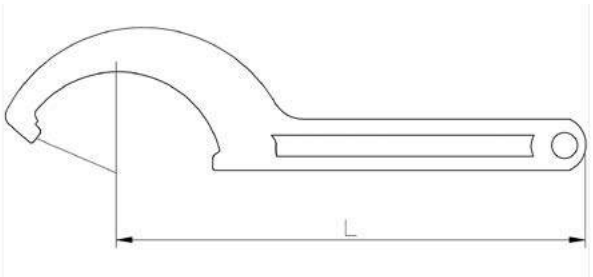

订货号 Order No.	型号 Model No.	L	适用螺帽外径 Dia of nuts	订货号 Order No.	型 号 Model	L	适用螺帽外径 Dia of nuts
CD080401.0621090	EOC 6	90	18–21	CD080301.2052190	EOC 20	190	45–52
CD080401.0826125	EOC 8	125	22–26	CD080301.2562215	EOC 25	215	55–62
CD080401.1032140	EOC 10	140	28–32	CD080301.3272230	EOC 32	230	68–72
CD080401.1236154	EOC 12	154	34–36	CD080301.4085262	EOC 40	262	78–85
CD080401.1642167	EOC 16	167	38–42	CD080301.5011250	EOC 50	250	100–110

CD0805–01 EOC(OZ)铣夹头套装 EOC(OZ)MILLING COLLET CHUCK SET



◎ 订货时，请注明夹头体的拉杆螺纹及夹头的规格（公制或英制）。
◎ 我们还可以根据您的要求，提供不同规格及件数的成套夹簧、夹头体。

◎ Please notify the thread of collet chuck draw bar and the specification of collets(metric or inch).
◎ We are glad to supply collets and chucks with different shank and quantities according to your requirement.

订货号 Order No.	型号 Model No.	筒夹公制 Collets Metric	筒夹英制 Collets inch	本体后拉螺纹 Thread of draw bar		KGS
				公制	英制	
CD080501.0225007	MT2–EOC25–7PCS	6,8,10, 12,16, 20,25	1/4,5/16,3/8, 1/2,5/8,3/4,1"	M10×1.5P	3/8–16UNC	3.4
CD080501.0325007	MT3–EOC25–7PCS			M12×1.75P	1/2–13UNC	3.8
CD080501.0425007	MT4–EOC25–7PCS			M16×2P	5/8–11UNC	4
CD080501.0825007	R8–EOC25–7PCS			M12×1.75P	7/16–20UNF	3.7
CD080501.3025007	NT30–EOC25–7PCS			M12×1.75P	1/2–13UNC	3.5
CD080501.4025007	NT40–EOC25–7PCS			M16×2P	5/8–11UNC	3.8
CD080501.5025007	NT50–EOC25–7PCS			M24×3P	1"–8UNC	6.2
CD080501.0325015	MT3–EOC25–15PCS	3,4,5,6, 7,8,9, 10,11, 12,13, 16,18, 20,25	1/8,3/16, 1/4,5/16, 3/8,7/16, 1/2,9/16, 5/8,11/16, 3/4,13/16, 7/8,15/16,1"	M12×1.75P	1/2–13UNC	3.8
CD080501.0425015	MT4–EOC25–15PCS			M16×2P	5/8–11UNC	4
CD080501.0825015	R8–EOC25–15PCS			M12×1.75P	7/16–20UNF	3.7
CD080501.3025015	NT30–EOC25–15PCS			M12×1.75P	1/2–13UNC	3.5
CD080501.4025015	NT40–EOC25–15PCS			M16×2P	5/8–11UNC	3.8
CD080501.5025015	NT50–EOC25–15PCS			M24×3P	1"–8UNC	6.2
CD080501.0432008	MT4–EOC32–8PCS	6,8,10, 12,16,20, 25, 32	1/4,5/16, 3/8,1/2, 5/8,3/4,1",1–1/4	M16×2P	5/8–11UNC	4
CD080501.0532008	MT5–EOC32–8PCS			M20×2.5P	3/4–10UNC	4.9
CD080501.4032008	NT40–EOC32–8PCS			M16×2P	5/8–11UNC	4.8
CD080501.5032008	NT50–EOC32–8PCS			M24×3P	1"–8UNC	6.2
CD080501.0432016	MT4–EOC32–16PCS	6,7,8, 9,10, 11,12,	3/16,1/4,9/32, 5/16,3/8,7/16, 1/2,9/16, 5/8, 11/16,3/4,13/16, 7/8,15/16,1", 1–1/4	M16×2P	5/8–11UNC	5.3
CD080501.0532016	MT5–EOC32–16PCS			M20×2.5P	3/4–10UNC	6.2
CD080501.4032016	MT40–EOC32–16PCS			M16×2P	5/8–11UNC	6.1
CD080501.5032016	MT50–EOC32–16PCS			M24×3P	1"–8UNC	7.5

CD0901–01 TG弹簧夹头 TG COLLETS



◎ 材质：42CrMo
◎ Material: 42CrMo
◎ 硬度：44–48HRC
◎ Hardness: 44–48HRC

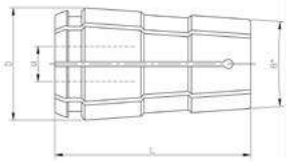

型号 Model No.	规 格 Type d		D	L
	公 制 metric(mm)	英 制 inch		
TG75	1,2,3,4,5,6,7,8,9,10,11,12, 13,1415,16,17,18,19,20	3/32,7/64,1/8,9/64,5/32,11/64,3/16,13/64 7/32,15/64,1/4,17/64,9/32,19/64,5/16,21/64,11/32, 23/64,3/8,25/64,13/32,27/64,7/16,29/64,15/32,31/64, 1/2,33/64,17/32,35/64,9/16,37/64,19/32,39/64,5/8, 41/64,21/32, 43/64,11/16,45/64,23/32,47/64, 3/4,	27	46.9
TG100	3,4,5,6,7,8,9,10,11,12, 13,14,15,16,17,18,19,20, 21,22,23,24,25	1/8,9/64,5/32,11/64,3/16,13/64,7/32,15/64,1/4,17/64, 9/32,19/64,5/16,21/64,11/32,23/64,3/8,25/64,13/32, 27/64,7/16,29/64,15/32,31/64,1/2,33/64,17/32,35/64, 9/16,37/64,19/32,39/64,5/8,41/64,21/32,43/64,11/16, 45/64,23/32,47/64,3/4,49/64,25/32,51/64,13/16,53/64, 27/32,55/64,7/8,57/64,29/32,59/64,15/16, 61/64, 31/32,63/64,1"	35	60.5
TG150	6,7,8,9,10,11,12,13,14, 15,16,17,18,19,20,21,22, 23,24,25,26,27,28,29,30, 31,32,33,34,35, 36,37,38, 39,40	1/4,17/64,9/32,19/64,5/16,21/64,11/32,23/64,3/8,25/64, 13/32,27/64,7/16,29/64,15/32,31/64,1/2,33/64,17/32, 35/64,9/16,37/64,19/32,39/64,5/8,41/64,21/32,43/64, 11/16,45/64,23/32,47/64,3/4,49/64,25/32,51/64, 13/16,53/64,27/32,55/64,7/8,57/64,29/32,59/64,15/16, 61/64, 31/32,63/64,1"1–1/64,1–1/32, 1–3/64,1–1/16,1–5/64,1–3/32,1–7/64,1–1/8, 1–9/64,1–5/32,1–11/64,1–3/16,1–13/64, 1–7/32,1–15/64,1–1/4,1–17/64,1–9/32, 1–19/64,1–5/16,1–21/64,1–11/32,1–23/64, 1–3/8,1–25/64,1–13/32,1–27/64,1–7/16,1–29/64, 1–15/32,1–31/64,1–1/2,	50.8	76.2

CD0901–01 TG弹簧夹头 TG COLLETS

TG75		TG100		TG150	
订货号 Order No.	型 号 Model No.	订货号 Order No.	型 号 Model No.	订货号 Order No.	型 号 Model No.
CD090101.075010	TG75–1	CD090101.100030	TG100–3	CD090101.150060	TG150–6
CD090101.075020	TG75–2	CD090101.100040	TG100–4	CD090101.150070	TG150–7
CD090101.075030	TG75–3	CD090101.100050	TG100–5	CD090101.150080	TG150–8
CD090101.075040	TG75–4	CD090101.100060	TG100–6	CD090101.150090	TG150–9
CD090101.075050	TG75–5	CD090101.100070	TG100–7	CD090101.150100	TG150–10
CD090101.075060	TG75–6	CD090101.100080	TG100–8	CD090101.150110	TG150–11
CD090101.075070	TG75–7	CD090101.100090	TG100–9	CD090101.150120	TG150–12
CD090101.075080	TG75–8	CD090101.100100	TG100–10	CD090101.150130	TG150–13
CD090101.075090	TG75–9	CD090101.100110	TG100–11	CD090101.150140	TG150–14
CD090101.075100	TG75–10	CD090101.100120	TG100–12	CD090101.150150	TG150–15
CD090101.075110	TG75–11	CD090101.100130	TG100–13	CD090101.150160	TG150–16
CD090101.075120	TG75–12	CD090101.100140	TG100–14	CD090101.150170	TG150–17
CD090101.075130	TG75–13	CD090101.100150	TG100–15	CD090101.150180	TG150–18
CD090101.075140	TG75–14	CD090101.100160	TG100–16	CD090101.150190	TG150–19
CD090101.075150	TG75–15	CD090101.100170	TG100–17	CD090101.150200	TG150–20
CD090101.075160	TG75–16	CD090101.100180	TG100–18	CD090101.150210	TG150–21
CD090101.075170	TG75–17	CD090101.100190	TG100–19	CD090101.150220	TG150–22
CD090101.075180	TG75–18	CD090101.100200	TG100–20	CD090101.150230	TG150–23
CD090101.075190	TG75–19	CD090101.100210	TG100–21	CD090101.150240	TG150–24
CD090101.075200	TG75–20	CD090101.100220	TG100–22	CD090101.150250	TG150–25
		CD090101.100230	TG100–23	CD090101.150260	TG150–26
		CD090101.100240	TG100–24	CD090101.150270	TG150–27
		CD090101.100250	TG100–25	CD090101.150280	TG150–28
				CD090101.150290	TG150–29
				CD090101.150300	TG150–30
				CD090101.150310	TG150–31
				CD090101.150320	TG150–32
				CD090101.150330	TG150–33
				CD090101.150340	TG150–34
				CD090101.150350	TG150–35
				CD090101.150360	TG150–36
				CD090101.150370	TG150–37
				CD090101.150380	TG150–38
				CD090101.150390	TG150–39
				CD090101.150400	TG150–40

CD0901–01 TG弹簧夹头 TG COLLETS

TG75		TG100		TG150	
订货号 Order No.	型 号 Model No.	订货号 Order No.	型 号 Model No.	订单 Order No.	型 号 Model No.
CD090101.75024	TG75–3/32	CD090101.100032	TG100–1/8	CD090101.150064	TG150–1/4
CD090101.75028	TG75–7/64	CD090101.100039	TG100–5/32	CD090101.150071	TG150–9/32
CD090101.75032	TG75–1/8	CD090101.100048	TG100–3/16	CD090101.150079	TG150–5/16
CD090101.75036	TG75–9/64	CD090101.100056	TG100–7/32	CD090101.150087	TG150–11/32
CD090101.75039	TG75–5/32	CD090101.100064	TG100–1/4	CD090101.150095	TG150–3/8
CD090101.75044	TG75–11/64	CD090101.100071	TG100–9/32	CD090101.150103	TG150–13/32
CD090101.75048	TG75–3/16	CD090101.100079	TG100–5/16	CD090101.150111	TG150–7/16
CD090101.75052	TG75–13/64	CD090101.100087	TG100–11/32	CD090101.150119	TG150–15/32
CD090101.75056	TG75–7/32	CD090101.100095	TG100–3/8	CD090101.150127	TG150–1/2
CD090101.75060	TG75–15/64	CD090101.100103	TG100–13/32	CD090101.150135	TG150–17/32
CD090101.75064	TG75–1/4	CD090101.100111	TG100–7/16	CD090101.150143	TG150–9/16
CD090101.75067	TG75–17/64	CD090101.100119	TG100–15/32	CD090101.150151	TG150–19/32
CD090101.75071	TG75–9/32	CD090101.100127	TG100–1/2	CD090101.150159	TG150–5/8
CD090101.75075	TG75–19/64	CD090101.100135	TG100–17/32	CD090101.150167	TG150–21/32
CD090101.75079	TG75–5/16	CD090101.100143	TG100–9/16	CD090101.150175	TG150–11/16
CD090101.75083	TG75–21/64	CD090101.100151	TG100–19/32	CD090101.150183	TG150–23/32
CD090101.75087	TG75–11/32	CD090101.100159	TG100–5/8	CD090101.150191	TG150–3/4
CD090101.75091	TG75–23/64	CD090101.100167	TG100–21/32	CD090101.150198	TG150–25/32
CD090101.75095	TG75–3/8	CD090101.100175	TG100–11/16	CD090101.150206	TG150–13/16
CD090101.75099	TG75–25/64	CD090101.100183	TG100–23/32	CD090101.150214	TG150–27/32
CD090101.75103	TG75–13/32	CD090101.100191	TG100–3/4	CD090101.150222	TG150–7/8
CD090101.75107	TG75–27/64	CD090101.100198	TG100–25/32	CD090101.150230	TG150–29/32
CD090101.75111	TG75–7/16	CD090101.100206	TG100–13/16	CD090101.150238	TG150–15/16
CD090101.75115	TG75–29/64	CD090101.100214	TG100–27/32	CD090101.150246	TG150–31/32
CD090101.75119	TG75–15/32	CD090101.100222	TG100–7/8	CD090101.150254	TG150–1"
CD090101.75123	TG75–31/64	CD090101.100230	TG100–29/32	CD090101.150262	TG150–1–1/32
CD090101.75127	TG75–1/2	CD090101.100238	TG100–15/16	CD090101.150258	TG150–1–1/16
CD090101.75131	TG75–33/64	CD090101.100246	TG100–31/32	CD090101.150278	TG150–1–3/32
CD090101.75135	TG75–17/32	CD090101.100254	TG100–1"	CD090101.150286	TG150–1–1/8
CD090101.75139	TG75–35/64			CD090101.150294	TG150–1–5/32
CD090101.75143	TG75–9/16			CD090101.150302	TG150–1–3/16
CD090101.75147	TG75–37/64			CD090101.150309	TG150–1–7/32
CD090101.75151	TG75–19/32			CD090101.150318	TG150–1–1/4
CD090101.75155	TG75–39/64			CD090101.150325	TG150–1–9/32
CD090101.75159	TG75–5/8			CD090101.150333	TG150–1–5/16
CD090101.75163	TG75–41/64			CD090101.150341	TG150–1–11/32
CD090101.75167	TG75–21/32			CD090101.150349	TG150–1–3/8
CD090101.75171	TG75–43/64			CD090101.150357	TG150–1–13/32
CD090101.75175	TG75–11/16			CD090101.150365	TG150–1–7/16
CD090101.75179	TG75–45/64			CD090101.150373	TG150–1–15/32
CD090101.75183	TG75–23/32			CD090101.150381	TG150–1–1/2
CD090101.75187	TG75–47/64			CD090101.150389	TG150–1–17/32
CD090101.75191	TG75–3/4			CD090101.150397	TG150–1–9/16

CD0901–01 TG弹簧夹头 TG COLLETS

精度检测：Inspection of Accuracy

L1(mm)	d (mm)	径向跳动 Run out	
		A级（A Class）	AA级（AA Class）
6	1.0–1.5	0.015	0.01
10	>1.5–3		
16	>3–6	0.01	0.005
25	>6–10		
40	>10–18		
50	>18–24		
60	>24–32		

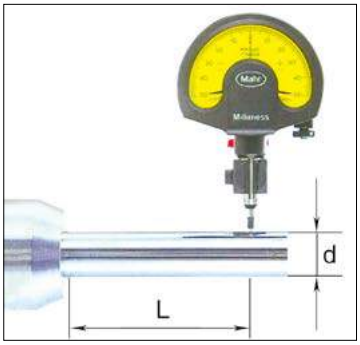

CD0902–01 TG拴紧螺帽 TG CLAMPING NUT

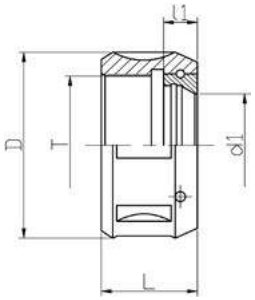



订货号 Order No.	型号 Model No.	D	d1	L	l1	T	KGS
CD090201.7550025	TG 75	50	22.7	25	8.2	TW 1–1/2 " –12	0.15
CD090201.1006030	TG 100	60	29.1	30	10.5	TW 1–7/8 " –12	0.30
CD090201.1508235	TG 150	82	42.4	35	10.5	TW 2–5/8 " –12	0.50

CD0903–01 TG扳手 TG SPANNER

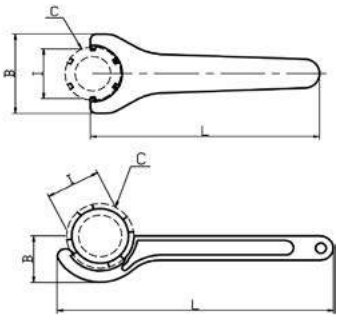



订货号 Order No.	型号 Model No.	USE RANGE	L	B	C	I	Fig	KGS
CD090301.7550253	TG 75	50	253	75	50	46.5	1	0.30
CD090301.1006260	TG 100	55~60	260	46	55~60	52	2	0.40
CD090301.1508272	TG 150	80~90	272	64	80~90	67	2	0.50

CD0904–01 BT、CAT/TG 立铣刀柄 BT、CAT/TG MILLING CHUCK ARBORS



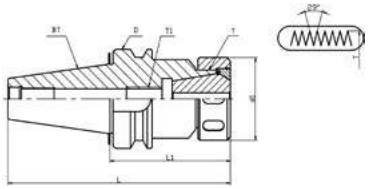

订货号 Order No.	型号 Model No.	L	L1	D	d1	T1	T	KGS
CD090401.3075070	BT30–TG75–70	118.4	70	46	50	M16 × 2.0P	TW1–1/2"–12	1.10
CD090401.3075100	BT30–TG75–100	148.4	100					1.15
CD090401.3010100	BT30–TG100–100	148.4	100	–	60	M24 × 2.0P	TW1–7/8"–12	1.20
CD090401.4010070	BT40–TG100–70	135.4	70	63				1.20
CD090401.4010100	BT40–TG100–100	165.4	100					1.30
CD090401.4010120	BT40–TG100–120	185.4	120					2.40
CD090401.4015105	BT40–TG150–105	170.4	105		82		TW2–5/8"–12	2.70
CD090401.4015120	BT40–TG150–120	185.4	120					2.90
CD090401.4015135	BT40–TG150–135	200.4	135					3.20
CD090401.5010085	BT50–TG100–85	186.8	85	100	60		TW1–7/8"–12	3.40
CD090401.5010100	BT50–TG100–100	201.8	100					4.40
CD090401.5010120	BT50–TG100–120	221.8	120					5.10
CD090401.5015090	BT50–TG150–90	191.8	90		82		TW2–5/8"–12	5.70
CD090401.5015105	BT50–TG150–105	206.8	105					6.10
CD090401.5015120	BT50–TG150–120	221.8	120					6.50
CD090401.4075070	CAT40–TG75–2.75 "	5.437 "	2.75 "	2.5 "	1.968 "	M16 × 2P	TW1–1/2 " –12	1.20
CD090401.4075102	CAT40–TG75–4 "	6.687 "	4 "					1.40
CD090401.4075127	CAT40–TG75–5 "	7.687 "	5 "					1.60
CD090401.4010076	CAT40–TG100–3 "	5.687 "	3 "		2.362 "		TW1–7/8 " –12	1.20
CD090401.4010102	CAT40–TG100–4 "	6.687 "	4 "					1.40
CD090401.4010152	CAT40–TG100–6 "	8.687 "	6 "					2.55
CD090401.4015127	CAT40–TG150–5 "	7.687 "	5 "		3.228 "		TW2–5/8 " –12	2.90
CD090401.4015152	CAT40–TG150–6 "	8.687 "	6 "					3.70
CD090401.5010076	CAT50–TG100–3 "	7 "	3 "	3.875 "	2.362 "	M24 × 3P	TW1–7/8 " –12	3.25
CD090401.5010102	CAT50–TG100–4 "	8 "	4 "					4.40
CD090401.5010152	CAT50–TG100–6 "	10 "	6 "					5.30
CD090401.5015127	CAT50–TG150–5 "	9 "	5 "		3.228 "		TW2–5/8 " –12	5.70
CD090401.5015152	CAT50–TG150–6 "	10 "	6 "					6.10
CD090401.5015178	CAT50–TG150–7 "	11 "	7 "					6.50

CD0904–02 TG 刀柄 TG COLLET CHUCK

订货号 Order No.	型号 Model No.	L	l1	l2	D	d1	d2	T	KGS
CD090402.0375055	MTB3–TG75	136	81	55	40	23.825	26.97	TW 1–1/2 " –12	0.95
CD090402.0475057	MTB4–TG75	159.5	102.5	57	40	31.267			1.20
CD090402.0875053	R8–TG75	154	101	53	40	31.750			1.10
CD090402.3075055	NT30–TG75	123.4	68.4	55	49	31.750			0.90
CD090402.4075055	NT40–TG75	148.4	93.4	55	63	44.450			1.20
CD090402.0310063	MTB3–TG100	144	81	63	49	23.825	35.02	TW 1–7/8 " –12	1.05
CD090402.0410065	MTB4–TG100	167	102.5	64.5	49	31.267			1.30
CD090402.0810061	R8–TG100	162	101	61	49	31.750			1.20
CD090402.3010060	NT30–TG100	128	68.4	59.6	49	31.750			1.00
CD090402.4010054	NT40–TG100	147.2	93.4	53.8	63	44.450			1.30
CD090402.5010059	NT50–TG100	185.6	126.8	58.8	97.5	69.850			3.15
CD090402.0415080	MTB4–TG150	182.5	102.5	80	67	31.267	50.83	TW 1–5/8 " –12	2.90
CD090402.0515080	MTB5–TG150	209.5	129.5	80	67	44.399			3.50
CD090402.4015080	NT40–TG150	173.4	93.4	80	63	44.450			2.90
CD090402.5015080	NT50–TG150	206.8	126.8	80	97.5	69.850			4.75



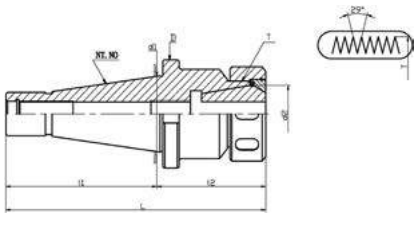

CD0905–01 CTH 筒夹 CTH COLLET



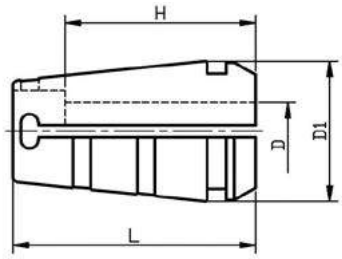

◆材质：JIS–SUJ2
◆硬度：46–50HRC
◆两种外观：发黑和光饰

◆Material：JIS–SUJ2
◆Hardness：46–50HRC
◆Provide 2 kind of appearance：
Burnisher and Burnisher and Flange

订货号 Order No.	CODE Standard Collet	D	Holder type	L	D1	H	
CD090501.1010172	CTH10	2.6,2.8,3,3.2,3.4 ....(0.2 Step).... 9.4,9.6,9.8,10	0.2	26	17.2	D=2.6–5	16
						52–5.8	18
						6–10	20
CD090501.2025295	CTH20	6,6.2,6.4,6.6,6.8 ....(0.2 Step)....23,23.5, 24,24.5.25	0.2	50	29.5	D=6–9.8	29
						10–15.8	33
						16–20	40
CD090501.2525365	CTH25	6,8,10,10.5,11, 11.5,12 ....(0.2 Step).... 23,23.5, 24,24.5,25	0.2	68	36.5	D=6–8	35
						10–15	46
						15.–20	54
						20.5–25	57
CD090501.3232460	CTH32	25,28,30,32	0.2	80	46	D=25–28	66
						30–32	68
CD090501.4042560	CTH40	32,40,42	0.2	80	56	D=32–40	65
						42	70

注：订购CTH夹头时,请注明内孔（D）尺寸,例如：CD090501.1010172–2。
Note:When order CTH Collet,please specify the diameter(D) of the inner hole e.g CD090501.1010172–2.

精度检测：inspection of Accuracy

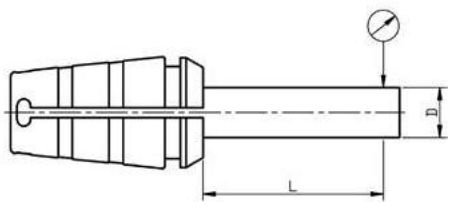

L1	d	径向跳动（Run out)	
		A级 (A class)	AA级(AA class)
10	2.6–2.8	0.015	0.01
16	3–5.8	0.008	0.005
25	6–9.8		
40	10–13		
50	13–20		
60	20–42	0.015	0.008

CD0906–01 NB 筒夹 NB COLLET

◆材质：JIS–SUJ2
◆硬度：46–50HRC
◆两种外观：光饰外观或涂层处理

◆Material：JIS–SUJ2
◆Hardness：46–50HRC
◆Provide 2 kind of appearance：Burnisher and Nickel coating



精度检测：Inspection of Accuracy

L1	径向跳动 Run out	
	AA级（AA Class）	AAA级（AAA Class）
4×d	≤0.005	≤0.003

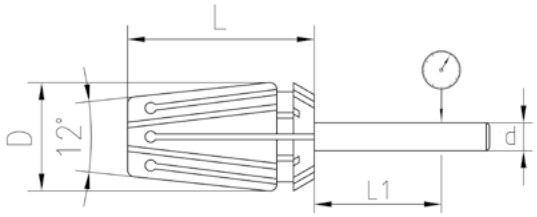

型号 Model No.	d（H7）	D	L	Collapsible Capacity
NB6	1.0–6.0	9.5	14	0.25
NB8	1.0–3.0	12.5	18	0.25
	3.5–8.0	12.5	18	0.5
NB10	1.0–3.0	16.5	27	0.25
	3.5–10	16.5	27	0.5
NB13	3.0–13	20.5	31	0.5
NB16	3.0–16	25.5	35	0.5
NB20	3.0–20	28.5	38	0.5

NB06		NB08		NB10	
订货号 Order No.	型 号 Model No.	订货号 Order No.	型 号 Model No.	订货号 Order No.	型 号 Model No.
CD090601.06010	NB6–1	CD090601.08010	NB8–1	CD090601.10010	NB10–1
CD090601.06013	NB6–1.25	CD090601.08013	NB8–1.25	CD090601.10013	NB10–1.25
CD090601.06015	NB6–1.5	CD090601.08015	NB8–1.5	CD090601.10015	NB10–1.5
CD090601.06018	NB6–1.75	CD090601.08018	NB8–1.75	CD090601.10018	NB10–1.75
CD090601.06020	NB6–2	CD090601.08020	NB8–2	CD090601.10020	NB10–2
CD090601.06023	NB6–2.25	CD090601.08023	NB8–2.25	CD090601.10023	NB10–2.25
CD090601.06025	NB6–2.5	CD090601.08025	NB8–2.5	CD090601.10025	NB10–2.5
CD090601.06028	NB6–2.75	CD090601.08028	NB8–2.75	CD090601.10028	NB10–2.75
CD090601.06030	NB6–3	CD090601.08030	NB8–3	CD090601.10030	NB10–3
CD090601.06033	NB6–3.25	CD090601.08035	NB8–3.5	CD090601.10035	NB10–3.5
CD090601.06035	NB6–3.5	CD090601.08040	NB8–4	CD090601.10040	NB10–4
CD090601.06038	NB6–3.75	CD090601.08045	NB8–4.5	CD090601.10045	NB10–4.5
CD090601.06040	NB6–4	CD090601.08050	NB8–5	CD090601.10050	NB10–5
CD090601.06043	NB6–4.25	CD090601.08055	NB8–5.5	CD090601.10055	NB10–5.5
CD090601.06045	NB6–4.5	CD090601.08060	NB8–6	CD090601.10060	NB10–6
CD090601.06048	NB6–4.75	CD090601.08065	NB8–6.5	CD090601.10065	NB10–6.5
CD090601.06050	NB6–5	CD090601.08070	NB8–7	CD090601.10070	NB10–7
CD090601.06053	NB6–5.25	CD090601.08075	NB8–7.5	CD090601.10075	NB10–7.5
CD090601.06055	NB6–5.5	CD090601.08080	NB8–8	CD090601.10080	NB10–8
CD090601.06058	NB6–5.75			CD090601.10085	NB10–8.5
CD090601.06060	NB6–6			CD090601.10090	NB10–9
				CD090601.10095	NB10–9.5
				CD090601.10100	NB10–10

CD0906–01 NB 筒夹 NB COLLET

NB13		NB16		NB20	
订货号 Order No.	型 号 Model No.	订货号 Order No.	型 号 Model No.	订货号 Order No.	型 号 Model No.
CD090601.13030	NB13–3	CD090601.16030	NB16–3	CD090601.20030	NB20–3
CD090601.13035	NB13–3.5	CD090601.16035	NB16–3.5	CD090601.20035	NB20–3.5
CD090601.13040	NB13–4	CD090601.16040	NB16–4	CD090601.20040	NB20–4
CD090601.13045	NB13–4.5	CD090601.16045	NB16–4.5	CD090601.20045	NB20–4.5
CD090601.13050	NB13–5	CD090601.16050	NB16–5	CD090601.20050	NB20–5
CD090601.13055	NB13–5.5	CD090601.16055	NB16–5.5	CD090601.20055	NB20–5.5
CD090601.13060	NB13–6	CD090601.16060	NB16–6	CD090601.20060	NB20–6
CD090601.13065	NB13–6.5	CD090601.16065	NB16–6.5	CD090601.20065	NB20–6.5
CD090601.13070	NB13–7	CD090601.16070	NB16–7	CD090601.20070	NB20–7
CD090601.13075	NB13–7.5	CD090601.16075	NB16–7.5	CD090601.20075	NB20–7.5
CD090601.13080	NB13–8	CD090601.16080	NB16–8	CD090601.20080	NB20–8
CD090601.13085	NB13–8.5	CD090601.16085	NB16–8.5	CD090601.20085	NB20–8.5
CD090601.13090	NB13–9	CD090601.16090	NB16–9	CD090601.20090	NB20–9
CD090601.13095	NB13–9.5	CD090601.16095	NB16–9.5	CD090601.20095	NB20–9.5
CD090601.13100	NB13–10	CD090601.16100	NB16–10	CD090601.20100	NB20–10
CD090601.13105	NB13–10.5	CD090601.16105	NB16–10.5	CD090601.20105	NB20–10.5
CD090601.13110	NB13–11	CD090601.16110	NB16–11	CD090601.20110	NB20–11
CD090601.13115	NB13–11.5	CD090601.16115	NB16–11.5	CD090601.20115	NB20–11.5
CD090601.13120	NB13–12	CD090601.16120	NB16–12	CD090601.20120	NB20–12
CD090601.13125	NB13–12.5	CD090601.16125	NB16–12.5	CD090601.20125	NB20–12.5
CD090601.13130	NB13–13	CD090601.16130	NB16–13	CD090601.20130	NB20–13
		CD090601.16135	NB16–13.5	CD090601.20135	NB20–13.5
		CD090601.16140	NB16–14	CD090601.20140	NB20–14
		CD090601.16145	NB16–14.5	CD090601.20145	NB20–14.5
		CD090601.16150	NB16–15	CD090601.20150	NB20–15
		CD090601.16155	NB16–15.5	CD090601.20155	NB20–15.5
		CD090601.16160	NB16–16	CD090601.20160	NB20–16
				CD090601.20165	NB20–16.5
				CD090601.20170	NB20–17
				CD090601.20175	NB20–17.5
				CD090601.20180	NB20–18
				CD090601.20185	NB20–18.5
				CD090601.20190	NB20–19
				CD090601.20195	NB20–19.5
				CD090601.20200	NB20–20

CD0907–01 DIN6343夹紧夹头 DIN6343 CLAMPING COLLET



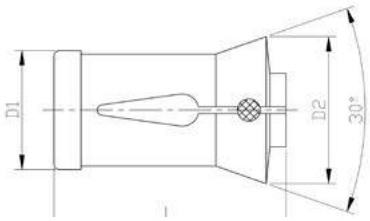

◎ 材质：42CrMo/20CrMnTi；
适用于各种车床、六角车床等
◎ Material：42CrMo/20CrMnTi；
Suitable for all kinds of lathe
&turret lathe

订货号 Order No.	型号 Model No.	d	D1	D2	L	孔径 Hole size	KGS
CD090701.43175	DIN6343–F17.5	2–13	17.5	22	51	13	0.05
CD090701.43220	DIN6343–F22	2–16	22	30	55	16	0.09
CD090701.43280	DIN6343–F28	4–22	28	38	70	22	0.12
CD090701.43320	DIN6343–F32	4–26	32	45	75	26	0.27
CD090701.43350	DIN6343–F35	4–30	35	48	80	30	0.35
CD090701.43420	DIN6343–F42	4–36	42	55	94	36	0.49
CD090701.43480	DIN6343–F48	4–42	48	60	94	42	0.57
CD090701.43560	DIN6343–F56	8–50	56	68	94	50	0.66
CD090701.43660	DIN6343–F66	10–60	66	84	110	60	1.16

注：订购DIN6343夹头时，请注明DIN6343夹头订货号及内孔尺寸（d),订货例如：CD090701.43175–2

When ordering ,please specify the hole(d)

CD0908–01 强力夹头 POWER COLLET



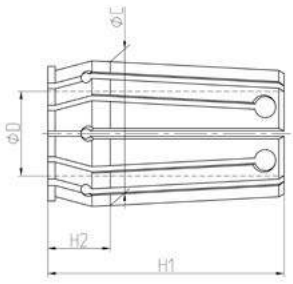

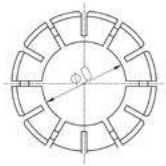

订货号 Order No.	型号 Model No.	ΦC	H1	H2	ΦD										
CD090801.1218040	C12–D	18.00	40	13	6	8	10	12	–	–	–	–	–	–	–
CD090801.1624050	C16–D	24.00	50	17	6	8	10	12	16	–	–	–	–	–	–
CD090801.2029050	C20–D	28.75	50	15	6	8	10	12	16	20	–	–	–	–	–
CD090801.2536068	C25–D	35.75	68	19	–	–	10	12	16	20	25	–	–	–	–
CD090801.3242080	C32–D	42.25	80	21	–	–	–	–	16	20	25	32	–	–	–
CD090801.4255090	C42–D	55.00	90	21	–	–	–	–	–	20	25	32	42	–	–
CD090801.5065095	C50–D	65.00	95	25	–	–	–	–	–	–	–	32	42	50	50.8

注：订购强力夹头时，请注明强力夹头订货号及内孔尺寸（D),订货例如：CD090801.1218040–6
When ordering ,please specify the hole.

CD0909–01 自动车床用夹头 COLLET FOR AUTOMATIC LATHE



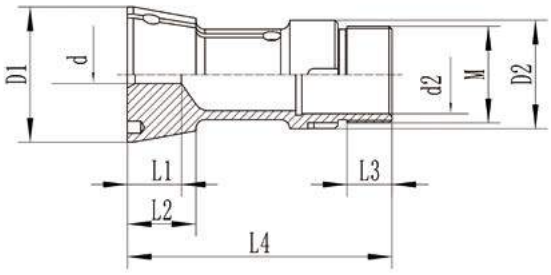

订货号 Order No.	型号 Model No.	d1	d2	D1	D2	L1	L2	L3	L4	M
CD090901.520448	ZC36	5.2	36	44.8	36	18	22.8	15	88	M32X1.5
CD090901.570448	ZC36	5.7	36	44.8	36	18	22.8	15	88	M32X1.5
CD090901.620448	ZC36	6.2	36	44.8	36	18	22.8	15	88	M32X1.5

CD0910–01 ESK筒夹 ESK COLLET



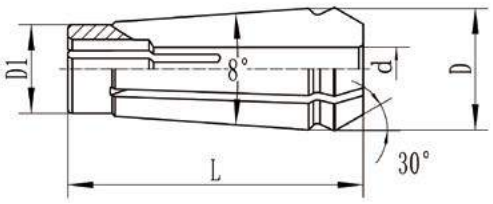

订货号 Order No.	型号 Model No.	d	D	D1	L
CD091001.308320	ESK–3	3	8.3	6	20
CD091001.408320	ESK–4	4			

CD0911–01 CHK11筒夹 CHK11 COLLET



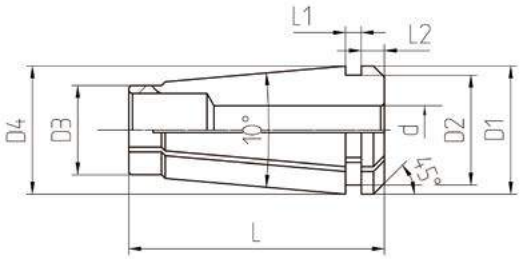

订货号 Order No.	型号 Model No.	d	D1	D2	D3	D4	L	L1	L2
CD091101.301059	CHK11	3	10.5	9	7.3	10.5	21	1.3	2
CD091101.401059	CHK11	4	10.5	9	7.3	10.5	21	1.3	2

CD0912–01 CSG 筒夹 CSG COLLET



◎ 材质：JIS–SUJ2
◎ 硬度：46–50HRC
◎ 筒夹1:10，锥角设计，具有更强的夹持力，稳定的夹持力度
◎ Material :JIS–SUJ2
◎ Hardness:46–50HRC
◎The design of 1:10,collet, more clamping force, to improve seismic performance.

精度检测：Inspection of Accuracy

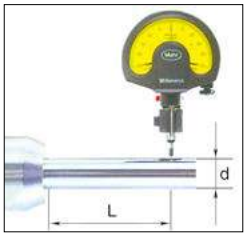

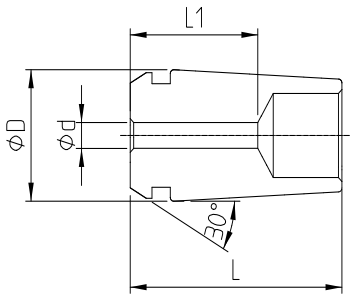

L	筒夹等级 Class	径向跳动精度Run out
4xd	A级 (A class)	≤8 μ
	AA级 (AA class)	≤5 μ

订货号 Order No.	型号 Model No.	d	L1	D	L	订货号 Order No.	型号 Model No.	d	L1	D	L
CD091201.06010	CSG6–1	1	8	10.15	18.5	CD091201.10060	CSG10–6	6	19.5	15.3	28
CD091201.06020	CSG6–2	2	11.5			CD091201.10070	CSG10–7	7	19.5		
CD091201.06025	CSG6–2.5	2.5	12			CD091201.10080	CSG10–8	8	21		
CD091201.06030	CSG6–3	3				CD091201.10085	CSG10–8.5	8.5	21		
CD091201.06032	CSG6–3.175	3.175				CD091201.10090	CSG10–9	9	21		
CD091201.06040	CSG6–4	4	13.5			CD091201.10100	CSG10–10	10	28		
CD091201.06050	CSG6–5	5				CD091201.12030	CSG12–3	3	17	17.9	32.5
CD091201.06055	CSG6–5.5	5.5	14			CD091201.12032	CSG12–3.175	3.175	17		
CD091201.06060	CSG6–6	6	18.5			CD091201.12040	CSG12–4	4	19		
CD091201.08010	CSG8–1	1	7.	12.8	23.5	CD091201.12050	CSG12–5	5	19.5		
CD091201.08015	CSG8–1.5	1.5	10.5			CD091201.12055	CSG12–5.5	5.5	19.5		
CD091201.08020	CSG8–2	2	11			CD091201.12060	CSG12–6	6	22		
CD091201.08030	CSG8–3	3	14			CD091201.12070	CSG12–7	7	22		
CD091201.08032	CSG8–3.175	3.175				CD091201.12080	CSG12–8	8	23		
CD091201.08040	CSG8–4	4	16			CD091201.12085	CSG12–8.5	8.5	23		
CD091201.08050	CSG8–5	5				CD091201.12090	CSG12–9	9	23		
CD091201.08055	CSG8–5.5	5.5				CD091201.12100	CSG12–10	10	25		
CD091201.08060	CSG8–6	6	18			CD091201.12105	CSG12–10.5	10.5	25		
CD091201.08070	CSG8–7	7				CD091201.12120	CSG12–12	12	32.5		
CD091201.08080	CSG8–8	8	23.5			CD091201.12125	CSG12–12.5	12.5	32.5		
CD091201.10020	CSG10–2	2	11	15.3	28	CD091201.16030	CSG16–3	3	17	22.8	37
CD091201.10025	CSG10–2.5	2.5	12			CD091201.16040	CSG16–4	4	20		
CD091201.10030	CSG10–3	3	14			CD091201.16060	CSG16–6	6	22		
CD091201.10032	CSG10–3.175	3.175				CD091201.16080	CSG16–8	8	24		
CD091201.10040	CSG10–4	4	17			CD091201.16100	CSG16–10	10	26		
CD091201.10050	CSG10–5	5				CD091201.16120	CSG16–12	12	28		
CD091201.10055	CSG10–5.5	5.5				CD091201.16160	CSG16–16	16	37		

刀库导套系列 TOOL HOLDER SLEEVE COLLET SERIES

高精度刀库刀套系列

特点：

◆材料：42CrMo；
◆硬度：50–55HRC；
◆夹持刀具的同心度：10μ
◆工序中作深冷处理及热时效处理，提高了精度及尺寸的稳定性；
◆产品有莫氏锥度和直孔两种样式，用于数控加工中心（转塔）刀架夹持刀具；
◆导套带有出水设计，提高刀具的使用寿命；
◆表面涂层处理，提高表面硬度、耐磨性，提高清洁度，精度更稳定，表面更光滑，防锈、防腐蚀效果更好，手感更舒适，外观更美观。

High precision Tool Holder Sleeve

◆Material:42CrMo;
◆Hardness:50–55HRC;
◆The concentricity of the clamping tools:10μ;
◆Morse taper and straight hole two styles, used to clamping tool at CNC machining center;
◆Cryogenic treatment and thermal aging treatment have improved the stability of accuracy and dimensions;
◆Sleeve holders have water outlet design, increased the service time of tools;
◆The coating increase the service life of collet and ensure full functionality and precision.



》》》精/湛/的/加/工/工/艺 Super finish

*深冷处理

1、–196℃超长深冷处理，使接近全部的残余奥氏体转变为马氏体；
2、析出的纳米级碳化物颗粒，增加硬度和韧性；
3、减少残余应力；
4、耐磨性显著提高。

*Cryogenic treatment

1.–196℃ cryogenic. To eliminate the stress after quenching and machining,and aslo prevent the thermal shock.
2. Increasing hardness and toughness.
3. Reducing residual stresses.
4. Improved wear resistance.



深冷处理（Cryogenic treatment）

*时效处理

*超长定型热时效去除磨加工时的残余内应力；

* Thermal aging processing

Reducing residual stresses



时效处理（Thermal aging processing）

刀库导套系列 TOOL HOLDER SLEEVE COLLET SERIES

CD1001–01 刀库导套 TOOL HOLDER SLEEVE



◇ 高精度 刀库导套 精度有0.01mm、0.015mm两类，由合金钢制造，用于数控车加工中心（转塔）刀架夹持刀具
◇ High accurcy of sleeve holders 0.01mm,0.015mm. Suitable for hold cylinderical shank tools on turret at CNC lathe.

◎ 材料：42CrMo
◎ 热处理硬度：50–55HRC
◎ Material: 42CrMo
◎ Hardness : 50–55HRC

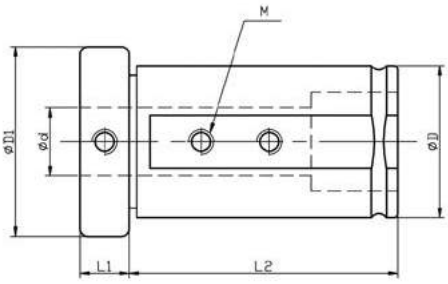

FIG1

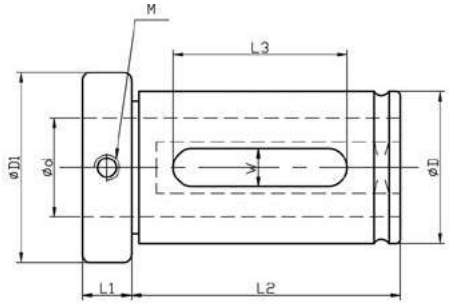

FIG2

订货号 Order No.	D	d	D1	L1	L2(加长)	L3(加长)	W(加宽)	M	Fig.
CD100101.4032080	40	8、10、12、16、20	46.5	15	80（85）			M8	1
		25、32	46.5	15	80（85）	65（70）	12（14）		2
CD100101.3225070	32	6、8、10、12、14、16	39	14	70（75）			M8	1
		20、25	39	14	70（75）	58（60）	10（12）		2
CD100101.2516050	25	8、10、12	33	14	50			M8	1
		16	33	14	50	42	10		2
CD100101.2012050	20	8、10	28	12	50			M6	1
		12	28	12	50	42	8		2
CD100101.1610040	16	8	24	10	40			M4	1
		10	24	10	40	34	6		2

注：订购刀库导套时，请注明导套订货号及内孔尺寸（d),订货例如：CD100101.4032080–8。
When ordering ,please specify the hole.

刀库导套系列 TOOL HOLDER SLEEVE COLLET SERIES

CD1001–02 刀库导套莫氏锥度套筒 MORSE TOOL HOLDER SLEEVE



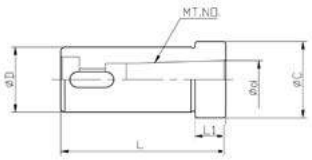

FIG.1

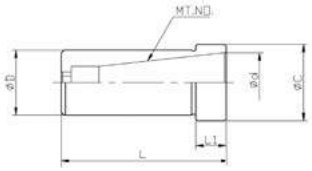

FIG.2

订货号 Order No.	型 号 Model No.	Fig.	D	D	L	L1	MT		KGS
							MT No.	d	
CD100102.2001076	D20–MT1	1	20	23.5	76	20	1	12.065	0.16
CD100102.2002093	D20–MT2				93	35	2	17.780	0.13
CD100102.2501081	D25–MT1		25	31	81	15	1	12.065	0.27
CD100102.2502093	D25–MT2				93	20	2	17.780	0.24
CD100102.3201081	D32–MT1		32	37.5	81	15	1	12.065	0.47
CD100102.3202091	D32–MT2				91	20	2	17.780	0.46
CD100102.3203091	D32–MT3	2					3	23.825	0.35
CD100102.4201096	D42–MT1	1	42	47.5	96	20	1	12.065	1.02
CD100102.4202096	D42–MT2						2	17.780	0.93
CD100102.4203092	D42–MT3	2			92	15	3	23.825	0.76
CD100102.4204115	D42–MT4				115	30	4	31.267	0.75

CD1002–01 J型导套 J SERIES SLEEVE



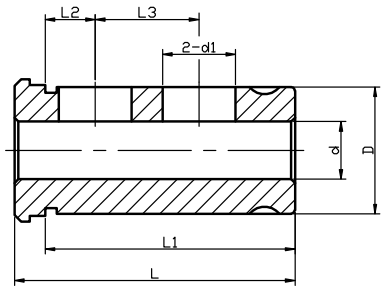

订货号 Order No.	型 号 Model No.	D	d	d1	L	L1	L2	L3
CD100201.1964127	3/4 " –1–3/4 "	3/4 "	1/4 " ,5/16 " ,3/8 " ,1/2 "	3/8 "	1–3/4 "	1–1/2 "	3/8 "	13/16 "
CD100201.2595191	1 " –2 "	1 "	3/8 " ,1/2 " ,5/8 " ,3/4 "	5/8 "	2 "	1–3/4 "	7/16 "	7/8 "
CD100201.3295254	1–1/4 " –2–3/8 "	1–1/4 "	3/8 " ,1/2 " ,5/8 " ,3/4 " , 7/8 " ,1 "	5/8 "	2–3/8 "	2–1/8 "	5/8 "	1 "
CD100201.3895318	1–1/2 " –2–3/4 "	1–1/2 "	3/8 " ,1/2 " ,5/8 " ,3/4 " , 7/8 " ,1 " ,1–1/4 "	7/8 "	2–3/4 "	2–1/2 "	11/16 "	1–1/8 "
CD100201.4413381	1–3/4 " –3–1/4 "	1–3/4 "	1/2 " ,5/8 " ,3/4 " ,7/8 " ,1 " , 1–1/4 " ,1–1/2 "	7/8 "	3–1/4 "	3 "	3/4 "	1–1/4 "
CD100201.5113445	2 " –3–3/4 "	2 "	1/2 " ,5/8 " ,3/4 " ,7/8 " ,1 " , 1–1/4 " ,1–1/2 " ,1–3/4 "	1 "	3–3/4 "	3–1/2 "	3/4 "	1–1/2 "

注：订购刀库导套时，请注明导套订货号及内孔尺寸（d),订货例如：CD100201.1964127–1/4”。

When ordering ,please specify the hole.

CD1003–01 Z型导套 Z SERIES SLEEVE



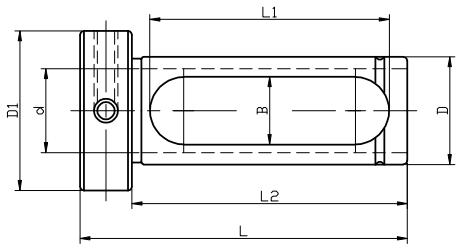

订货号 Order No.	型 号 Model No.	D	D1	d	L	L1	L2	B
CD100301.2564191	1 " –3–1/4 "	1 "	1–1/2 "	1/4 " ,5/16 " ,3/8 " ,1/2 " , 5/8 " ,3/4 "	3–1/4 "	2–3/8 "	2–3/4 "	5/8 "
CD100301.3295254	1–1/4 " –3–5/8 "	1–1/4 "	1–7/8 "	3/8 " ,1/2 " ,5/8 " ,3/4 " , 7/8 " ,1 "	3–5/8 "	2–5/8 "	3 "	5/8 "
CD100301.3895318	1–1/2 " –4 "	2–1/2 "	2–1/4 "	3/8 " ,1/2 " ,5/8 " ,3/4 " ,7/8 " , 1 " ,1–1/4 "	4 "	2–7/8 "	3–1/4 "	7/8 "
CD100301.4413381	1–3/4 " –4–1/4 "	1–3/4 "	3 "	1/2 " ,5/8 " ,3/4 " ,7/8 " ,1 " , 1–1/4 " ,1–1/2 "	4–1/4 "	3–1/8 "	3–1/2 "	7/8 "
CD100301.5113445	2 " –4–1/2 "	2 "	3 "	1/2 " ,5/8 " ,3/4 " ,7/8 " ,1 " , 1–1/4 " ,1–1/2 " ,1–3/4 "	4–1/2 "	2–3/8 "	3–3/4 "	1 "

注：订购刀库导套时，请注明导套订货号及内孔尺寸（d),订货例如：CD100301.2564191–1/4。

CD1004–01 C型导套 C SERIES SLEEVE



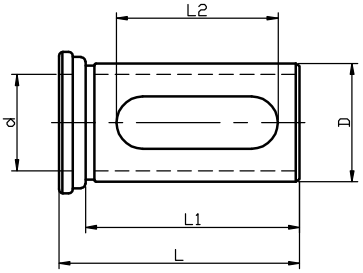

订货号 Order No.	型 号 Model No.	D	d	L	L1	L2
CD100401.1964127	3/4 " –2–1/2 "	3/4 "	1/4 " ,5/16 " ,3/8 " ,1/2 "	2–1/2 "	2–1/4 "	1–7/8 "
CD100401.2564191	1 " –3 "	1 "	1/4 " ,5/16 " ,3/8 " ,1/2 " ,5/8 " ,3/4 "	3 "	2–3/4 "	2–3/8 "
CD100401.3295254	1–1/4 " –3–1/2 "	1–1/4 "	3/8 " ,1/2 " ,5/8 " ,3/4 " ,7/8 " ,1 "	3–1/2 "	3–1/4 "	2–7/8 "
CD100401.3895318	1 – 1 / 2 " – 3 – 11/16 "	1–1/2 "	3/8 " ,1/2 " ,5/8 " ,3/4 " ,7/8 " ,1 " ,1–1/4 "	3–11/16 "	3–3/8 "	3 "
CD100401.4413381	1–3/4 " –3–3/4 "	1–3/4 "	1/2 " ,5/8 " ,3/4 " ,7/8 " ,1 " ,1–1/4 " ,1–1/2 "	3–3/4 "	3–1/2 "	3–1/8 "
CD100401.5113445	2 " –4–1/4 "	2 "	1/2 " ,5/8 " ,3/4 " ,7/8 " ,1 " ,1–1/4 " , 1–1/2 " ,1–3/4 "	4–1/4 "	4 "	3–5/8 "

注：订购刀库导套时，请注明导套订货号及内孔尺寸（d),订货例如：CD100401.1964127–1/4”。
When ordering ,please specify the hole.

刀库导套系列 TOOL HOLDER SLEEVE COLLET SERIES

CD1005–01 B型导套 B SERIES SLEEVE

B型变径套 被两个螺钉夹紧及平面固定，变径套淬火处理并精磨，具有更长的使用寿命，装配更精确。适用于夹紧钻头,内孔镗刀及其它刀具。

B型号变径套 B Series Reducer Bushing,fixed by two screws and one flat,heat treated,quenched and precision ground,with a longer service life,more accurate for assembly. Used to adapt drills,boring bars and other shank tools.



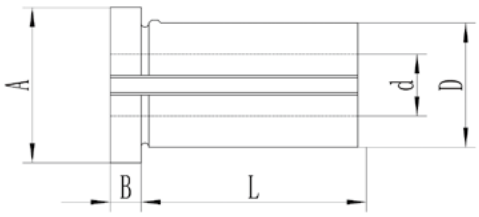

订货号 Order No.	型 号 Model No.	D 外径	d 内径	A	B	L
CD100501.3225071	D3/4" –1–1/2"	3/4"	1/4" ，5/16" ,3/8" ,1/2"	1"	1/4"	1–1/2"
CD100501.3832081	D1" –1–3/4"	1"	3/8" ,1/2" ,5/8" ,3/4"	1–1/4"	1/4"	1–3/4"
CD100501.5038095	D1–1/4" –2"	1–1/4"	3/8" ,1/2" ,5/8" ,3/4" ,1"	1–1/2"	1/4"	2"
CD100501.4045070	D1–1/2" –2–1/2"	1–1/2"	1/2" ,5/8" ,3/4" ,1" ,1–1/4"	1–3/4"	1/4"	2–1/2"
CD100501.5060090	D2" –3–1/2"	2"	1/2" ,5/8" ,3/4" ,1" ,1–1/4" 1–1/2" ,1–3/4"	2–1/4"	1/4"	3–1/2"
CD100501.6080100	D2–1/2" –4"	2–1/2"	1/2" ,5/8" ,3/4" ,1" ,1–1/4" 1–1/2" ,1–3/4" ,2" ,2–1/4"	2–3/4"	1/4"	4"

注：订购刀库导套时，请注明导套订货号及内孔尺寸（d),订货例如：CD100501.3225071–1/2"

Note:When ordering the Boring Bar bushing,please indicate the Order No. And the inner hole size (d),e.g CD100501.3225071–1/2" .

CD1005–02 SLF型导套 SLF SERIES SLEEVE

最大刚性360° 环面环抱刀具，变径套淬火处理并精磨，具有更长的使用寿命，装配更精确。适用于夹紧钻头,内孔镗刀及其它刀具。

Provided 360° surface area locking for maximum rigidity,heat treated,quenched and precision ground,with a longer service life,more accurate for assembly.Used to adapt drills,boring bars and other shank tools.



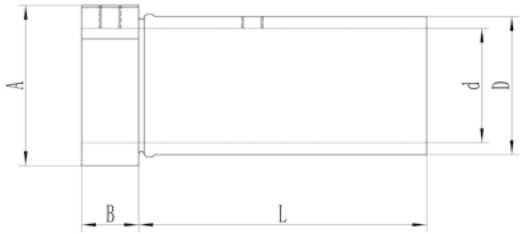

订货号 Order No.	型 号 Model No.	D 外径	d 内径	A	B	L
CD100502.1913070	D1–1/4" –2–13/16"	1–1/4"	3/8" ,1/2" ,5/8" ,3/4" 7/8" ,1"	1–1/2"	5/8"	2–13/16"
CD100502.2519070	D1–1/2" –3–3/16"	1–1/2"	1/4" ,3/8" ,1/2" ,5/8" , 3/4" ,7/8" ,1" ,1–1/4"	1–3/4"	5/8"	3–3/16"
CD100502.3225076	D2" –3–3/4"	2"	1/2" ,5/8" ,3/4" ,7/8" ,1" , 1–1/4" ,1–1/2"	2–1/4"	3/4"	3–3/4"

注：订购刀库导套时，请注明导套订货号及内孔尺寸（d),订货例如：CD100502.1913070–1/2" .

Note:When ordering the Boring Bar bushing,please indicate the Order No. And the inner hole size (d),e.g CD100502.1913070–1/2" .

CD1005–03 P型镗杆变径套 P Boring Bar Bushings

P型镗杆变径套，一侧全开缝设计，可以最大刚性360°环面环抱刀具，变径套淬火处理并精磨，具有更长的使用寿命，装配更精确。适用于夹紧钻头,内孔镗刀及其它刀具。

Type P Reducer Bushings Full–Spit–style one side design provided 360° surface area locking for maximum rigidity,heat treated,quenched and precision ground,with a longer service life,more accurate for assembly.Used to adapt drills,boring bars and other shank tools.



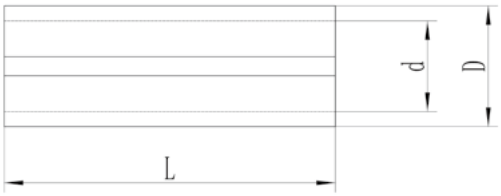

订货号 Order No.	型 号 Model No.	D 外径	d 内径	L
CD100503.1913038	D3/4”–1–1/2”	3/4”	1/4”，5/16”,3/8”,1/2”	1–1/2”
CD100503.2519044	D1”–1–3/4”	1”	3/8”,1/2”,5/8”,3/4”	1–3/4”
CD100503.3225050	D1–1/4”–2”	1–1/4”	3/8”,1/2”,5/8”,3/4”,1”	2”
CD100503.3832063	D1–1/2”–2–1/2”	1–1/2”	1/2”,5/8”,3/4”,1”,1–1/4”	2–1/2”
CD100503.4432089	D2”–3–1/2”	2”	1/2”,5/8”,3/4”,1”,1–1/4”	3–1/2”
CD100503.6500100	D2–1/2”–4”	2–1/2”	1/2”,5/8”,3/4”,1”,1–1/4” 1–1/2”,1–3/4”,2”,2–1/4”	4”
CD100503.7000100	D2–3/4”–4”	2–3/4”	1/2”,5/8”,3/4”,1”,1–1/4” 1–1/2”,1–3/4”,2”,2–1/4”	4”

注：订购刀库导套时，请注明导套订货号及内孔尺寸（d),订货例如：CD100503.2519044–5/8”。

Note:When ordering the Boring Bar bushing,please indicate the Order No. And the inner hole size (d),e.g CD100503.2519044–5/8”.

订货号 Order No.	型 号 Model No.	D 外径	d 内径	L
CD100503.203200	D20–32	20	6,8,10,12,16	32
CD100503.254500	D25–45	25	10,12,16,20	45
CD100503.325000	D32–50	32	10,12,16,20,25	50
CD100503.406500	D40–65	40	12,16,20,25,32	65
CD100503.509000	D50–90	50	12,16,20,25,32,40	90
CD100503.601000	D60–100	60	12,16,20,25,32,40,50	100

注：订购刀库导套时，请注明导套订货号及内孔尺寸（d),订货例如：CD100503.254500–16。

Note:When ordering the Boring Bar bushing,please indicate the Order No. And the inner hole size (d),e.g CD100503.254500–16.

高速、高精度、高寿命数控刀柄系列

High speed high accuracy high durability CNC chuck

特点：

◆材质：20CrMnTi;
◆硬度：58±2HRC；
◆7:24锥度等级≤AT3;
◆渗碳深度: ＞0.8;
◆表面粗糙度：Ra＜0.4;
◆深冷处理
所有的数控刀柄都进行长时间深冷处理使残余奥氏体向马氏体和纳米碳化物颗粒沉淀，提高刀柄的硬度，韧性和耐久性，降低残余内应力。
◆超长热时效处理
超长时间的热时效处理有效去除磨加工时的残余内应力。
◆外观涂层处理。

◆Material:20CrMnTi;
◆Hardness:58±2HRC;
◆7:24 Tapper tolerance≤AT3;
◆Carbon depth:＞0.8;
◆Surface roughness：Ra＜0.4;
◆Cryogenic treatment:
All of the CNC chuck are processed long time cryogenic treatment Make the residual austenite into martensite and precipitate of nano-sized carbide particles, enhance chucks hardness, toughness durability, and reduce the residual internal stress.
◆Thermal aging treatment:
Long time thermal aging treatment can get rid of the residual internal stress in grinding process.
◆Nickel coating process;



CD1101-01 BT扁尾式莫氏变径套 BT MORSE TAPER HOLDER (TYPE A)



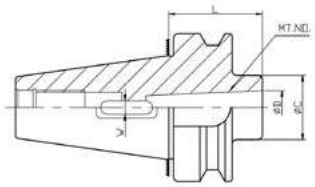

FIG.1

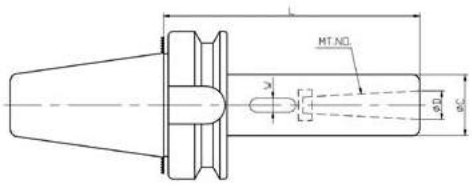

FIG.2

订货号 Order No.	型 号 Model No.		MT NO.	D	L	C	W	Fig.	KGS
CD110101.3001045	BT30	MTA1-45	1	12.065	45	25	5.6	1	0.8
CD110101.3001105		MTA1-105	1	12.065	105	25	5.6	2	0.9
CD110101.3002060		MTA2-60	2	17.78	60	32	6.6	1	0.9
CD110101.3002120		MTA2-120	2	17.78	120	32	6.6	2	1.2
CD110101.3003080		MTA3-80	3	23.825	80	40	8.4	1	1.1
CD110101.4001045	BT40	MTA1-45	1	12.065	45	25	5.6	1	1
CD110101.4001120		MTA1-120	1	12.065	120	25	5.6	2	1.3
CD110101.4005045		MTA2-45	2	17.78	45	32	6.6	1	1.1
CD110101.4002120		MTA2-120	2	17.78	120	32	6.6	2	1.4
CD110101.4003075		MTA3-75	3	23.825	75	40	8.4	1	1.2
CD110101.4003135		MTA3-135	3	23.825	135	40	8.4	2	1.8
CD110101.4004135		MTA4-90	4	31.267	90	50	12.4	1	1.4
CD110101.4004165		MTA4-165	4	31.267	165	50	12.4	2	2.4
CD110101.5001045	BT50	MTA1-45	1	12.065	45	25	5.6	1	4
CD110101.5001120		MTA1-120	1	12.065	120	25	5.6	2	4.3
CD110101.5001180		MTA1-180	1	12.065	180	25	5.6	2	4.3
CD110101.5002045		MTA2-45	2	17.78	45	32	6.6	1	4
CD110101.5002135		MTA2-135	2	17.78	135	32	6.6	2	4.4
CD110101.5002180		MTA2-180	2	17.78	180	32	6.6	2	4.6
CD110101.5003045		MTA3-45	3	23.825	45	40	8.4	1	3.9
CD110101.5003150		MTA3-150	3	23.825	150	40	8.4	2	4.7
CD110101.5003180		MTA3-180	3	23.825	180	40	8.4	2	4.9
CD110101.5004075		MTA4-75	4	31.267	75	50	12.4	1	4
CD110101.5004180		MTA4-180	4	31.267	180	50	12.4	2	5.4
CD110101.5005105		MTA5-105	5	44.399	105	65	16.5	1	4.6

SHANK	MT1	MT2	MT3	MT4	MT5
DRILL MIN	2	14.1	23.1	23.1	50.1
DIA MAX	14	23	32	50	75

CD1101–02 BT后拉式莫氏变径套 BT MORSE TAPER HOLDER (TYPE B)



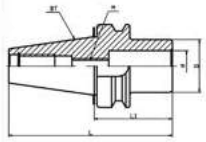

Fig1

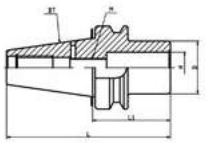

Fig2

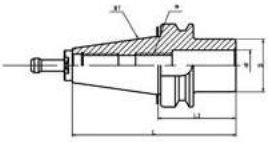

Fig3

订货号 Order No.	型号 Model No.	Fig.	MT NO.	L1	M	d	D	加长拉钉 Extended pull stud
CD110102.3001045	BT30–MTB1–45	1	1	45	M6 × 1P	12.065	25	–
CD110102.3002060	BT30–MTB2–60	2 · 3	2	60	M10 × 1.5P	17.78	32	BT30–MTB2–60–1
CD110102.3003080	BT30–MTB3–80	2 · 3	3	80	M12 × 1.75P	23.825	40	BT30–MTB3–80–1
CD110102.4001045	BT40–MTB1–45	1	1	45	M6 × 1P	12.065	25	–
CD110102.4002060	BT40–MTB2–60	1	2	60	M10 × 1.5P	17.78	32	–
CD110102.4003045	BT40–MTB3–45	2 · 3	3	45	M12 × 1.75P	23.825	40	–
CD110102.4003075	BT40–MTB3–75	2 · 3	3	75	M12 × 1.75P	23.825	40	BT40–MTB3–75–1
CD110102.4004090	BT40–MTB4–90	2 · 3	4	90	M16 × 2P	31.267	50	BT40–MTB4–90–1
CD110102.4004115	BT40–MTB4–115	2 · 3	4	115	M16 × 2P	31.267	50	–
CD110102.5001045	BT50–MTB1–45	1	1	45	M6 × 1P	12.065	25	–
CD110102.5002045	BT50–MTB2–45	1	2	45	M10 × 1.5P	17.78	32	–
CD110102.5003060	BT50–MTB3–60	1	3	60	M12 × 1.75P	23.825	40	–
CD110102.5004075	BT50–MTB4–75	1	4	75	M16 × 2P	31.267	50	–
CD110102.5005100	BT50–MTB5–100	2 · 3	5	100	M20 × 2.5P	44.399	65	BT50–MTB5–100–1

CD1101–03 BT钻接杆 BT DRILL CHUCK HOLDER

订货号 Order No.	型号 Model No.	L	L1	D	d	a	T	KGS
CD110103.3002045	BT30–JT2–45	113.4	45	46	14.199	4	M12 × 1.75P	0.7
CD110103.3033045	BT30–JT33–45	117.4	45	46	15.85	4	M12 × 1.75P	0.75
CD110103.3006045	BT30–JT6–45	117.4	45	46	17.17	4	M12 × 1.75P	0.8
CD110103.3016045	BT30–B16–45	117.4	45	46	15.733	4	M12 × 1.75P	0.75
CD110103.3018045	BT30–B18–45	125.4	45	46	17.78	4	M12 × 1.75P	1.25
CD110103.4002045	BT40–JT2–45	130.4	45	63	14.199	4	M16 × 2P	1.3
CD110103.4033045	BT40–JT33–45	134.4	45	63	15.85	4	M16 × 2P	1.3
CD110103.4006045	BT40–JT6–45	134.4	45	63	17.17	4	M16 × 2P	1.2
CD110103.4006105	BT40–JT6–105	194.4	105	63	17.17	4	M16 × 2P	1.65
CD110103.4016045	BT40–B16–45	134.4	45	63	15.733	4	M16 × 2P	1.2
CD110103.4018045	BT40–B18–45	142.4	45	63	17.78	4	M16 × 2P	1.35
CD110103.5002045	BT50–JT2–45	166.8	45	100	14.199	4	M24 × 3P	4.1
CD110103.5033045	BT50–JT33–45	170.8	45	100	15.85	4	M24 × 3P	4
CD110103.5006045	BT50–JT6–45	170.8	45	100	17.17	4	M24 × 3P	4.2
CD110103.5006105	BT50–JT6–105	230.8	105	100	17.17	4	M24 × 3P	4.6
CD110103.5018045	BT50–B18–45	178.8	45	100	17.78	4	M24 × 3P	4.3



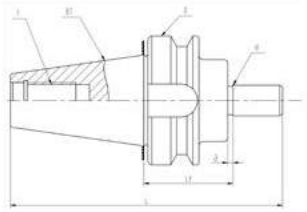

CD1101–04 BT/SLN(DIN1835–B) 侧固式立铣刀柄
BT/SLN(DIN1835–B) END MILL HOLDER



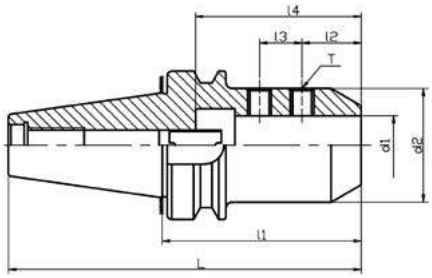

●可精做动平衡 Precision dynamic balancing
G6.3 12000rpm/18000rpm

订货号 Order No.	型号 Model No. d1–l1	d1	L	l2	l3	l4	d2	T	KGS
CD110104.3006060	BT30–SLN6–60	6	108.4	18	–	40	25	M6X1.0P	0.55
CD110104.3008060	BT30–SLN8–60	8	108.4	18	–	40	28	M8X1.25P	0.60
CD110104.3010060	BT30–SLN10–60	10	108.4	20	–	44	35	M10X1.5P	0.70
CD110104.3012060	BT30–SLN12–60	12	108.4	22.5	–	49	42	M12X1.75P	0.75
CD110104.3016075	BT30–SLN16–75	16	123.4	24	–	52	48	M14X2.0P	1.05
CD110104.3020075	BT30–SLN20–75	20	123.4	25	–	54	52	M16X2.0P	1.10
CD110104.3025090	BT30–SLN25–90	25	138.4	24	25	59	65	M18X2.0P	1.70
CD110104.4006050	BT40–SLN6–50	6	115.4	18	–	40	25	M6X1.0P	1.10
CD110104.4006150	BT40–SLN6–150	6	215.4	18	–	40	25	M6X1.0P	1.32
CD110104.4008050	BT40–SLN8–50	8	115.4	18	–	40	28	M8X1.25P	1.10
CD110104.4008150	BT40–SLN8–150	8	215.4	18	–	40	28	M8X1.25P	1.30
CD110104.4010063	BT40–SLN10–63	10	128.4	20	–	44	35	M10X1.5P	1.25
CD110104.4010150	BT40–SLN10–150	10	215.4	20	–	44	35	M10X1.5P	1.40
CD110104.4012063	BT40–SLN12–63	12	128.4	22.5	–	49	42	M12X1.75P	1.30
CD110104.4012150	BT40–SLN12–150	12	215.4	22.5	–	49	42	M12X1.75P	1.53
CD110104.4016063	BT40–SLN16–63	16	128.4	24	–	52	48	M14X2.0P	1.40
CD110104.4016150	BT40–SLN16–150	16	215.4	24	–	52	48	M14X2.0P	1.60
CD110104.4018063	BT40–SLN18–63	18	128.4	24	–	54	50	M14X2.0P	1.65
CD110104.4020063	BT40–SLN20–63	20	128.4	25	–	54	52	M16X2.0P	1.40
CD110104.4025100	BT40–SLN25–100	25	165.4	24	25	59	65	M18X2.0P	2.50
CD110104.4032100	BT40–SLN32–100	32	165.4	24	28	63	72	M20X2.0P	2.75
CD110104.5006063	BT50–SLN6–63	6	164.8	18	–	40	25	M6X1.0P	3.80
CD110104.5008063	BT50–SLN8–63	8	164.8	18	–	40	28	M8X1.25P	3.80
CD110104.5010063	BT50–SLN10–63	10	164.8	20	–	44	35	M10X1.5P	3.00
CD110104.5012080	BT50–SLN12–80	12	181.8	22.5	–	49	42	M12X1.75P	4.00
CD110104.5016080	BT50–SLN16–80	16	181.8	24	–	52	48	M14X2.0P	4.40
CD110104.5020080	BT50–SLN20–80	20	181.8	25	–	54	52	M16X2.0P	4.40
CD110104.5025100	BT50–SLN25–100	25	201.8	24	25	59	65	M18X2.0P	5.10
CD110104.5032105	BT50–SLN32–105	32	206.8	24	28	63	72	M20X2.0P	5.20
CD110104.5040115	BT50–SLN40–115	40	216.8	30	32	73	90	M20X2.0P	6.60
CD110104.5042120	BT50–SLN42–120	42	221.8	30	32	73	90	M20X2.0P	6.70
CD110104.5040120	BT50–SLN40–120	40	221.8	30	32	73	90	M20X2.0P	5.75
CD110104.5050120	BT50–SLN50–120	50	221.8	35	35	78	100	M24X2.0P	5.80
CD110104.5063120	BT50–SLN63–120	63	221.8	40	40	80	125	M24X2.0P	6.00

CD1101–05 BT/SLA 侧固式立铣刀柄 BT /SLA END MILL HOLDER



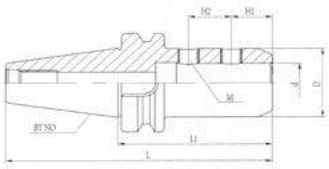

●精做动平衡 Precision dynamic balancing
G6.3 12000rpm/18000rpm

订货号 Order No.	型号 Model No.	L	L1	H1	H2	M	D	d
CD110105.3006060	BT30–SLA6–60	108.4	60	12	10	M6	25	6
CD110105.3008060	BT30–SLA8–60			14	12	M8	28	8
CD110105.3010060	BT30–SLA10–60			15	14	M10	35	10
CD110105.3012060	BT30–SLA12–60			20	16		40	12
CD110105.3016075	BT30–SLA16–75	123.4	75	22	18		45	16
CD110105.3020075	BT30–SLA20–75			25	20	M12	50	20
CD110105.3025080	BT30–SLA25–80	128.4	80	24	25		55	25
CD110105.4006075	BT40–SLA6–75	140.4	75	12	10	M6	25	
CD110105.4008075	BT40–SLA8–75			14	12	M8	28	8
CD110105.4010075	BT40–SLA10–75			15	14	M10	35	10
CD110105.4012075	BT40–SLA12–75			20	16		40	12
CD110105.4016075	BT40–SLA16–75			22	18		45	16
CD110105.4020090	BT40–SLA20–90	155.4	90	25	20	M12	50	20
CD110105.4025090	BT40–SLA25–90			24	25		55	25
CD110105.4032100	BT40–SLA32–100	165.4	100	24	28	M16	60	32
CD110105.4040115	BT40–SLA40–115	180.4	115	30	32	M20	70	40
CD110105.5006075	BT50–SLA6–75	176.8	75	12	10	M6	25	6
CD110105.5008075	BT50–SLA8–75			14	12	M8	28	8
CD110105.5010075	BT50–SLA10–75			15	14	M10	35	10
CD110105.5012090	BT50–SLA12–90	191.8	90	20	16		40	12
CD110105.5016090	BT50–SLA16–90			22	18		45	16
CD110105.5020090	BT50–SLA20–90			25	20	M12	50	20
CD110105.5025100	BT50–SLA25–100	201.8	100	24	25		55	25
CD110105.5032105	BT50–SLA32–105	206.8	105	24	28	M16	60	32
CD110105.5040115	BT50–SLA40–115	216.8	115	30	32	M20	70	40
CD110105.5042120	BT50–SLA42–120	221.8	120				75	42

CD1101–06 高精度侧固式小径延长杆 END MILL MINI STRAIGHT SHANK HOLDER

◎ 简单高效、抗震、深腔、精度≤0.005mm。
◎ 超长深冷、热时效处理，刚性更佳，是新型的小径深腔加工抗震小孔侧固刀杆。
◎ 无需夹头，装夹方便，只需侧面螺丝拧紧就可，方便实用。
◎ High efficiency and extending Runout :≤0.005mm
◎Cryogenic treatment and thermal aging processing Easy operation
◎No collet need,Convenient installation,only use the side screws can tightened,convenient and practical.



订货号 Order No.	型号 Model No.	D1	D2	D3	L1	L	M螺丝
CD110106.1004100	C10–SLA4–100	4	9	10	25	100	M4*0.7
CD110106.1204120	C12–SLA4–120	4	9.5	12	25	120	M4*0.7
CD110106.1606120	C12–SLA6–120	6	10.5	12	25	120	M4*0.7
CD110106.1604160	C16–SLA4–160	4	10	16	70	160	M4*0.7
CD110106.1606160	C16–SLA6–160	6	12	16	70	160	M4*0.7
CD110106.1608160	C16–SLA8–160	8	14	16	70	160	M4*0.7
CD110106.1606200	C16–SLA6–200	6	12	16	70	200	M5*0.8
CD110106.1608200	C16–SLA8–200	8	14	16	70	200	M4*0.7
CD110106.2008160	C20–SLA8–160	8	14	20	70	160	M5*0.8
CD110106.2010160	C20–SLA10–160	10	17	20	70	160	M5*0.8
CD110106.2012160	C20–SLA12–160	12	19	20	70	160	M5*0.8
CD110106.2006200	C20–SLA6–200	6	12	20	70	200	M5*0.8
CD110106.2008200	C20–SLA8–200	8	14	20	70	200	M5*0.8
CD110106.2010200	C20–SLA10–200	10	17	20	70	200	M5*0.8
CD110106.2012200	C20–SLA12–200	12	19	20	70	200	M5*0.8

CD1102–01 外冷转内冷侧固式刀柄 BT OMS CHUCK HOLDER



订货号 Order No.	型号 Model No.	d	L	D	D1	H	L1	L2	B	M
CD110201.4020105	BT40–OMS20–105	20	105	50	78	50	20	–	M12	M16
CD110201.4025120	BT40–OMS25–120	25	120	50	78	60	20	20	M12	M16
CD110201.4032125	BT40–OMS32–125	32	125	65	88	70	20	20	M14	M16
CD110201.5020120	BT50–OMS20–120	20	120	50	78	50	20	–	M12	M24
CD110201.5025135	BT50–OMS25–135	25	135	50	78	60	20	20	M12	M24
CD110201.5032135	BT50–OMS32–135	32	135	65	98	70	20	20	M14	M24
CD110201.5040145	BT50–OMS40–145	40	145	65	98	80	20	25	M16	M24
CD110201.5050170	BT50–OMS50–170	50	170	90	123	90	35	35	M20	M24

CD1102–02 自动换刀连接柄（外冷转内冷）
AUTOMATIC TOOL CHANGER CHUCK HOLDER(External cooling to inner cooling)



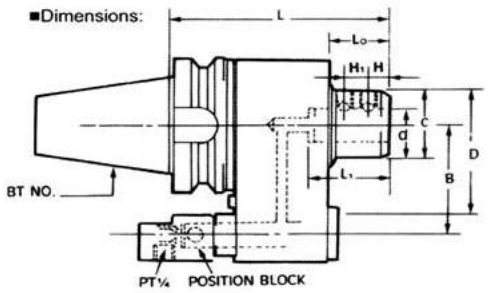

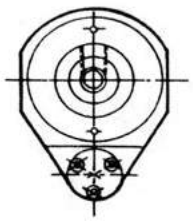

订货号 Order No.	型号 Model No.	d	L	B	C	D	LO	L1	H	H1
CD110202.4032155	BT40–OSL32–155	32	155	60/65	53	90	50	60	15	15
CD110202.4040155	BT40–OSL40–155	40	155	60/65	70	90	50	70	19	18
CD110202.5032160	BT50–OSL32–160	32	160	80/82	54	100	50	60	15	15
CD110202.5040160	BT50–OSL40–160	40	160	80/82	64	100	50	70	19	18

CD1103–01 BT/FMA平面铣刀柄 BT/FMA FACE MILL HOLDER(TYPE A)



FIG.1 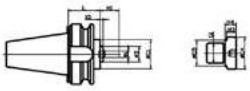

FIG.2 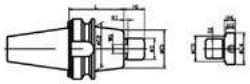

FIG.3 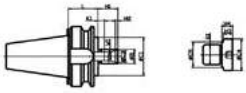

FIG.4 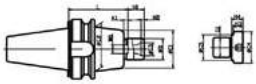

FIG.5 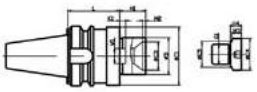

FIG.6 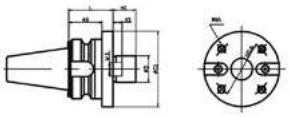

FMA为英制规格(Inch)

订货号 Order No.	型号 Model No.	Fig.	D(h6)	L	C1	C2	C3	H1	H2	Key		G1	Clamp Bolt				KGS
										W1	K1		C4	C5	H3	H4	
CD110301.3022035	BT30–FMA22.225–35	1	22.225	35	40	–	–	18	–	8	4	M8	20	15	7	9	0.57
CD110301.3025035	BT30–FMA25.4–35	1	25.4	35	50	–	–	22	–	9.5	5	M12	33	23	10	12	0.72
CD110301.4025045	BT40–FMA25.4–45	1	25.4	45	50	–	–	22	–	9.5	5	M12	33	23	10	12	1.4
CD110301.4025105	BT40–FMA25.4–105	2	25.4	105	50	–	–	22	–	9.5	5	M12	33	23	10	12	2.6
CD110301.4032045	BT40–FMA31.75–45	3	31.75	45	60	–	24	30	6	12.7	7	M16	40	23	10	15	1.6
CD110301.4032090	BT40–FMA31.75–90	3	31.75	90	60	–	24	30	6	12.7	7	M16	40	23	10	16	2.6
CD110301.4038060	BT40–FMA38.1–60	3	38.1	60	80	–	28	34	6	15.9	9	M20	50	27	14	20	2.6
CD110301.5025045	BT50–FMA25.4–45	1	25.4	45	50	–	–	22	–	9.5	5	M12	33	23	10	12	3.9
CD110301.5025090	BT50–FMA25.4–90	2	25.4	90	50	70	–	22	–	9.5	5	M12	33	23	10	12	5
CD110301.5025150	BT50–FMA25.4–150	2	25.4	150	50	70	–	22	–	9.5	5	M12	33	23	10	12	6.4
CD110301.5032045	BT50–FMA31.75–45	3	31.75	45	60	–	24	30	6	12.7	7	M16	40	23	10	16	4.1
CD110301.5032075	BT50–FMA31.75–75	4	31.75	75	60	70	24	30	6	12.7	7	M16	40	23	10	16	4.9
CD110301.5032105	BT50–FMA31.75–105	4	31.75	105	60	70	24	30	6	12.7	7	M16	40	23	10	16	5.7
CD110301.5038045	BT50–FMA38.1–45	3	38.1	45	80	–	28	34	6	15.9	9	M20	50	27	14	20	4.4
CD110301.5038075	BT50–FMA38.1–75	3	38.1	75	80	–	28	34	6	15.9	9	M20	50	27	14	20	5.6
CD110301.5051045	BT50–FMA50.8–45	3	50.8	45	98	–	38	36	10	19.05	10	M24	65	37	14	24	5
CD110301.5051075	BT50–FMA50.8–75	5	50.8	75	100	–	38	36	10	19.05	10	M24	65	37	14	24	6.7
CD110301.5048075	BT50–FMA47.625–75	6	47.625	75	128.57	–	–	38	0	25.4	12.5	–	–	–	–	–	8

CD1103–02 BT/FMB平面铣刀柄 BT/FMB FACE MILL HOLDER(TYPE B)



精做动平衡 Precision dynamic balancing
G6.3 12000rpm/18000rpm
G2.5 15000rpm

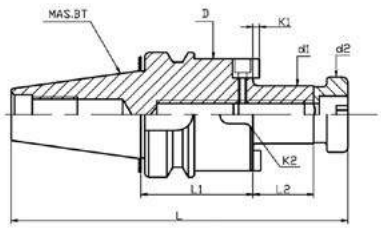

Fig1

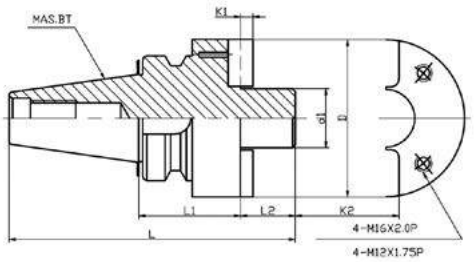

Fig2

FMB为公制规格(Metric)

订货号 Order No.	型号 Model No.	L	L1	L2	D	d1h7	d2	K1	K2	KGS
CD110302.3022045	BT30–FMB22–45	111.4	45	18	50	22	26	4.8	10	0.85
CD110302.3022060	BT30–FMB22–60	126.4	60	18	50	22	26	4.8	10	1.25
CD110302.3027045	BT30–FMB27–45	113.4	45	20	60	27	31.5	5.8	12	1.2
CD110302.3027060	BT30–FMB27–60	128.4	60	20	60	27	31.5	5.8	12	1.35
CD110302.3032045	BT30–FMB32–45	115.4	45	22	78	32	41	6.8	14	1.35
CD110302.3032060	BT30–FMB32–60	130.4	60	22	78	32	41	6.8	14	1.45
CD110302.4022045	BT40–FMB22–45	128.4	45	18	48	22	26	4.8	10	1.45
CD110302.4022060	BT40–FMB22–60	143.4	60	18	48	22	26	4.8	10	1.7
CD110302.4022090	BT40–FMB22–90	173.4	90	18	48	22	26	4.8	10	2.0
CD110302.4022100	BT40–FMB22–100	183.4	100	18	48	22	26	4.8	10	2.2
CD110302.4022150	BT40–FMB22–150	223.4	150	18	48	22	26	4.8	10	3.1
CD110302.4022200	BT40–FMB22–200	283.4	200	18	48	22	26	4.8	10	3.1
CD110302.4022250	BT40–FMB22–250	333.4	250	18	48	22	26	4.8	10	4
CD110302.4027045	BT40–FMB27–45	130.4	45	20	60	27	31.5	5.8	12	1.6
CD110302.4027060	BT40–FMB27–60	145.4	60	20	60	27	31.5	5.8	12	2.0
CD110302.4027090	BT40–FMB27–90	175.4	90	20	60	27	31.5	5.8	12	2.3
CD110302.4027105	BT40–FMB27–105	190.4	105	20	60	27	31.5	5.8	12	2.5
CD110302.4027150	BT40–FMB27–150	235.4	150	20	60	27	31.5	5.8	12	3
CD110302.4032045	BT40–FMB32–45	132.4	45	22	78	32	41	6.8	14	1.72
CD110302.4032060	BT40–FMB32–60	147.4	60	22	78	32	41	6.8	14	2.1
CD110302.4032100	BT40–FMB32–100	187.4	100	22	78	32	41	6.8	14	2.5
CD110302.4032150	BT40–FMB32–150	237.4	150	22	78	32	41	6.8	14	3.0
CD110302.4040060	BT40–FMB40–60	150.4	60	25	80	40	48	8.3	16	2.8
CD110302.5022045	BT50–FMB22–45	164.8	45	18	48	22	26	4.8	10	4.5
CD110302.5022060	BT50–FMB22–60	179.8	60	18	48	22	26	4.8	10	4.5
CD110302.5022075	BT50–FMB22–75	204.8	75	18	48	22	26	4.8	10	4.8
CD110302.5022100	BT50–FMB22–100	219.8	100	18	48	22	26	4.8	10	5.0
CD110302.5022090	BT50–FMB22–90	209.8	90	18	48	22	26	4.8	10	5.1
CD110302.5022150	BT50–FMB22–150	269.8	150	18	48	22	26	4.8	10	6.8
CD110302.5022200	BT50–FMB22–200	319.8	200	18	48	22	26	4.8	10	7
CD110302.5022250	BT50–FMB22–250	369.8	250	18	48	22	26	4.8	10	8
CD110302.5022300	BT50–FMB22–300	419.8	300	18	60	22	26	4.8	10	10.5
CD110302.5022350	BT50–FMB22–350	469.8	350	18	60	22	26	4.8	10	10.5
CD110302.5022400	BT50–FMB22–400	519.8	400	18	60	22	26	4.8	10	4.6

CD1103–02 BT/FMB平面铣刀柄 BT/FMB FACE MILL HOLDER(TYPE B)



Fig1

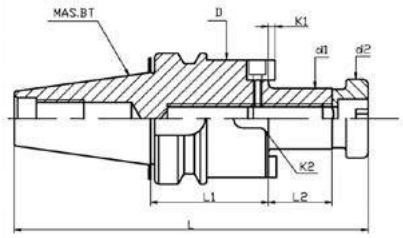

Fig2

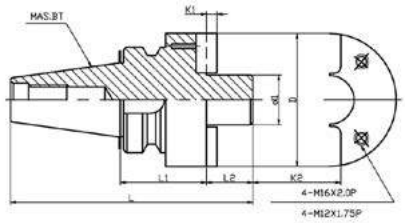

精做动平衡 Precision dynamic balancing
G6.3 12000rpm/18000rpm

FMB为公制规格(Metric)

订货号 Order No.	型号 Model No.	L	L1	L2	D	d1h7	d2	K1	K2	KGS
CD110302.5022045	BT50–FMB22–45	164.8	45	18	58	22	26	4.8	10	4.5
CD110302.5022060	BT50–FMB22–60	179.8	60	18	58	22	26	4.8	10	4.5
CD110302.5022075	BT50–FMB22–75	204.8	75	18	58	22	26	4.8	10	4.8
CD110302.5022100	BT50–FMB22–100	219.8	100	18	58	22	26	4.8	10	5.0
CD110302.5022090	BT50–FMB22–90	209.8	90	18	58	22	26	4.8	10	5.1
CD110302.5022150	BT50–FMB22–150	269.8	150	18	58	22	26	4.8	10	6.8
CD110302.5022200	BT50–FMB22–200	319.8	200	18	58	22	26	4.8	10	7
CD110302.5022250	BT50–FMB22–250	369.8	250	18	58	22	26	4.8	10	8
CD110302.5022300	BT50–FMB22–300	419.8	300	18	58	22	26	4.8	10	10.5
CD110302.5022350	BT50–FMB22–350	469.8	350	18	58	22	26	4.8	10	10.5
CD110302.5022400	BT50–FMB22–400	519.8	400	18	58	22	26	4.8	10	4.6
CD110302.5027050	BT50–FMB27–50	171.8	50	20	60	27	31.5	5.8	12	4.6
CD110302.5027090	BT50–FMB27–90	211.8	90	20	60	27	31.5	5.8	12	5.4
CD110302.5027100	BT50–FMB27–100	221.8	100	20	60	27	31.5	5.8	12	5.4
CD110302.5027150	BT50–FMB27–150	271.8	150	20	60	27	31.5	5.8	12	7.5
CD110302.5027200	BT50–FMB27–200	321.8	200	20	60	27	31.5	5.8	12	9.5
CD110302.5027250	BT50–FMB27–250	371.8	250	20	60	27	31.5	5.8	12	11
CD110302.5027300	BT50–FMB27–300	421.8	300	20	60	27	31.5	5.8	12	12
CD110302.5027350	BT50–FMB27–350	471.8	350	20	60	27	31.5	5.8	12	13
CD110302.5027400	BT50–FMB27–400	521.8	400	20	60	27	31.5	5.8	12	14
CD110302.5032050	BT50–FMB32–50	173.8	50	22	78	32	41	6.8	14	5.7
CD110302.5032060	BT50–FMB32–60	183.8	60	22	78	32	41	6.8	14	5.9
CD110302.5032075	BT50–FMB32–75	198.8	75	22	78	32	41	6.8	14	6.0
CD110302.5032090	BT50–FMB32–90	213.8	90	22	78	32	41	6.8	14	5.8
CD110302.5040050	BT50–FMB40–50	176.8	50	25	89	40	48	8.3	16	5.2
CD110302.5040090	BT50–FMB40–90	216.8	90	25	89	40	48	8.3	16	6
CD110302.5040105	BT50–FMB40–105	231.8	105	25	98	40	48	8.3	16	7.2
CD110302.5040150	BT50–FMB40–150	276.8	150	25	98	40	48	8.3	16	7.5
CD110302.5040200	BT50–FMB40–200	326.8	200	25	98	40	48	8.3	16	8.0
CD110302.5040250	BT50–FMB40–250	376.8	250	25	98	40	48	8.3	16	8.5
CD110302.5040300	BT50–FMB40–300	426.8	300	25	98	40	48	8.3	16	9.0
CD110302.5040075	BT50–FMB40F–75	202.8	75	26	110	40	–	8.3	16	6
CD110302.5060075	BT50–FMB60–75	201.8	75	25	140	60	–	12.5	25.4	8.5

CD1104–01 BT30/40/50 –90° 粗镗刀柄
BT30/40/50 –90° BORING HOLDER(TYPE B)



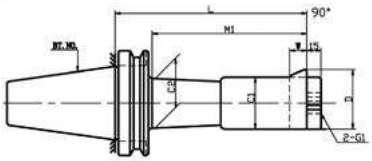

Fig1

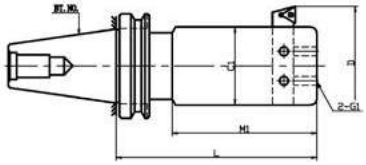

Fig2

订货号 Order No.	型号 Model No.	Fig	D		L	M1	C1	C2	W□	Tool Length	
			Min.	Max.							
CD110401.3020105	BT30–BSB20–105	1	20	30	105	85	17	19	6	23	–
CD110401.3025120	BT30–BSB25–120		25	38	120	100	20	24	8	29	–
CD110401.3025160	BT30–BSB25–160		25	38	160	140	20	24	8	29	–
CD110401.3030150	BT30–BSB30–150		30	42	150	130	24	28	8	35	–
CD110401.3030165	BT30–BSB30–165		30	42	165	145	24	28	8	35	–
CD110401.3030210	BT30–BSB30–210		30	42	210	190	24	28	8	35	–
CD110401.3038165	BT30–BSB38–165		38	52	165	145	30	36	10	44	–
CD110401.3050165	BT30–BSB50–165		50	65	165	145	40	48	13	58	–
CD110401.3050210	BT30–BSB50–210		50	65	210	190	40	48	13	58	–
CD110401.4025135	BT40–BSB25–135		25	38	135	110	20	24	8	22	35
CD110401.4038165	BT40–BSB38–165		38	52	165	140	30	36	10	34	50
CD110401.4050165	BT40–BSB50–165		50	65	165	140	40	48	13	45	60
CD110401.4050210	BT40–BSB50–210		50	65	210	185	40	48	13	45	60
CD110401.4062165	BT40–BSB62–165		62	90	165	140	50	54	16	56	80
CD110401.4062225	BT40–BSB62–225		62	90	225	200	50	56	16	56	80
CD110401.4072165	BT40–BSB72–165	2	72	110	165	140	60	60	19	66	95
CD110401.4072225	BT40–BSB72–225		72	110	225	200	60	60	19	66	95
CD110401.4090165	BT40–BSB90–165		90	125	165	140	75	75	19	82	110
CD110401.4090210	BT40–BSB90–210		90	125	210	185	75	64	19	82	110
CD110401.5025135	BT50–BSB25–135	1	25	38	135	100	20	24	8	22	35
CD110401.5038180	BT50–BSB38–180		38	52	180	145	30	38	10	34	50
CD110401.5038230	BT50–BSB38–230		38	52	230	195	30	38	10	34	50
CD110401.5042210	BT50–BSB42–210		42	56	210	175	34	38	10	–	–
CD110401.5042240	BT50–BSB42–240		42	56	240	205	34	38	10	–	–
CD110401.5050180	BT50–BSB50–180		50	65	180	145	40	48	13	45	60
CD110401.5050240	BT50–BSB50–240		50	65	240	205	40	48	13	45	60
CD110401.5050270	BT50–BSB50–270		50	65	270	235	40	48	13	45	60
CD110401.5050300	BT50–BSB50–300		50	65	300	265	40	48	13	45	60
CD110401.5062195	BT50–BSB62–195		62	90	195	160	50	58	16	56	80
CD110401.5062240	BT50–BSB62–240		62	90	240	205	50	58	16	56	80
CD110401.5062270	BT50–BSB62–270		62	90	270	235	50	58	16	56	80
CD110401.5062300	BT50–BSB62–300		62	90	300	265	50	58	16	56	80
CD110401.5062330	BT50–BSB62–330		62	90	330	295	50	58	16	56	80
CD110401.5072195	BT50–BSB72–195		72	110	195	160	60	68	19	66	95
CD110401.5072240	BT50–BSB72–240		72	110	240	205	60	68	19	66	95
CD110401.5072285	BT50–BSB72–285		72	110	285	250	60	68	19	66	95
CD110401.5090210	BT50–BSB90–210		90	125	210	170	75	80	19	82	110
CD110401.5090250	BT50–BSB90–250		90	125	250	215	75	80	19	82	110
CD110401.5090300	BT50–BSB90–300		90	125	300	265	75	80	19	82	110
CD110401.50105195	BT50–BSB105–195	2	105	160	195	160	90	–	25	97	140
CD110401.50105285	BT50–BSB105–285		105	160	285	250	90	94	25	97	140

CD1104–02 BT30/40/50 –45° 粗镗刀柄
BT30/40/50 –45° BORING HOLDER(TYPE A)



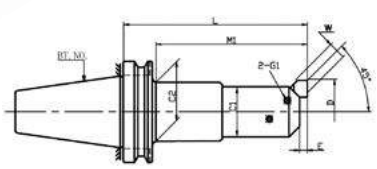

Fig1

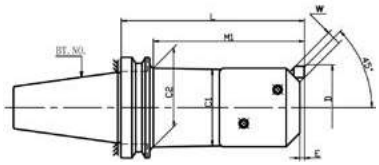

Fig2

订货号 Order No.	型号 Model No.	Fig	D		L	M1	C1	C2	W□	Tool Length	
			Min.	Max.							
CD110402.3020105	BT30–BSA20–105	1	20	30	105	85	17	19	6	23	–
CD110402.3025120	BT30–BSA25–120		25	38	120	100	20	24	8	29	–
CD110402.3025160	BT30–BSA25–160				160	140		24			–
CD110402.3030150	BT30–BSA30–150		30	42	150	130	24	28		35	–
CD110402.3030180	BT30–BSA30–180				180	160		28			–
CD110402.3030210	BT30–BSA30–210				210	190		28			–
CD110402.3038165	BT30–BSA38–165		38	52	165	145	30	36	10	44	–
CD110402.3050165	BT30–BSA50–165		50	65	165	145	40	48	13	58	–
CD110402.3050210	BT30–BSA50–210				210	190		48			–
CD110402.4025135	BT40–BSA25–135		25	38	135	110	20	24	8	29	–
CD110402.4030150	BT40–BSA30–150		30	42	150	125	24	28		35	–
CD110402.4038165	BT40–BSA38–165		38	52	165	140	30	36	10	44	–
CD110402.4050165	BT40–BSA50–165		50	65	165	140	40	48	13	58	
CD110402.4050210	BT40–BSA50–210				210	185		48			–
CD110402.4062165	BT40–BSA62–165		62	90	165	140	50	48	16	74	–
CD110402.4062225	BT40–BSA62–225				225	200		58			–
CD110402.4072165	BT40–BSA72–165	2	72	110	165	140	60	60	19	85	–
CD110402.4072225	BT40–BSA72–225				225	200		60			100
CD110402.4090165	BT40–BSA90–165		90	125	165	140	75	62		110	–
CD110402.4090210	BT40–BSA90–210				210	185		62			–
CD110402.5025135	BT50–BSA25–135	1	25	38	135	100	20	24	8	29	–
CD110402.5030165	BT50–BSA30–165		30	42	165	130	24	28		35	–
CD110402.5038180	BT50–BSA38–180		38	52	180	145	30	36	10	44	–
CD110402.5038230	BT50–BSA38–230				230	195		36			–
CD110402.5042210	BT50–BSA42–210		42	56	210	175	34	38		50	–
CD110402.5042240	BT50–BSA42–240				240	205		38			–
CD110402.5050180	BT50–BSA50–180		50	65	180	145	40	48	13	58	–
CD110402.5050240	BT50–BSA50–240				240	205		48			–
CD110402.5050270	BT50–BSA50–270				270	235		48			–
CD110402.5050300	BT50–BSA50–300				300	265		48			–
CD110402.5062195	BT50–BSA62–195		62	90	195	160	50	58	16	74	–
CD110402.5062240	BT50–BSA62–240				240	205		58			–
CD110402.5062270	BT50–BSA62–270				270	235		58			–
CD110402.5062300	BT50–BSA62–300				300	265		58			–
CD110402.5072195	BT50–BSA72–195		72	110	195	160	60	68	19	85	–
CD110402.5072240	BT50–BSA72–240				240	205		68			100
CD110402.5072285	BT50–BSA72–285				285	250		68			–
CD110402.5072320	BT50–BSA72–320				320	285		68			–
CD110402.5090210	BT50–BSA90–210		90	125	210	175	75	74		110	–
CD110402.5090250	BT50–BSA90–250				250	215		76			–
CD110402.5090300	BT50–BSA90–300				300	265		76			–
CD110402.50105195	BT50–BSA105–195	2	105	160	195	160	90	76	25	130	–
CD110402.50105285	BT50–BSA105–285	1			285	250		76			150

CD1104–03 BT30/40/50 –DCA侧铣刀柄 END MILL HOLDER



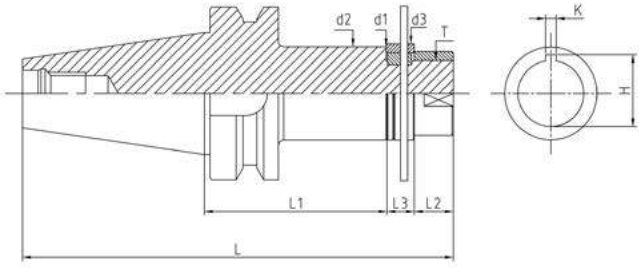

订货号 Order No.	型号 Model No.	L	l2	l3	d2	d3	K	H	T	Weight (KGS)
CD0110403.3010060	BT30–DCA10–60	155.4	12	35	18	18	–	–	M8x1.25P	0.8
CD0110403..3016060	BT30–DCA16–60	155.4	16	30	26	26	4	17.7	M14x1.5P	1.0
CD0110403.3022060	BT30–DCA22–60	160.4	22		34	34	6	24.3	M20x1.5P	1.2
CD0110403.3022075	BT30–DCA22–75	175.4								1.4
CD0110403.4016060	BT40–DCA16–60	171.4	16		26	26	4	17.7	M14x1.5P	1.5
CD0110403.4022060	BT40–DCA22–60	177.4	22		34	34	6	24.3	M20x1.5P	1.6
CD0110403.4022075	BT40–DCA22–75	192.4								1.7
CD0110403.4022120	BT40–DCA22–120	237.4								2.0
CD0110403.4027075	BT40–DCA27–75	198.4	28		41	40	7	30	M24x1.5P	2.1
CD0110403.4027120	BT40–DCA27–120	243.4								2.5
CD0110403.4032090	BT40–DCA32–90	217.4	32		47	47	8	35.5	M30x1.5P	2.6
CD0110403.4022075	BT40–DCA22.22–75	192.4	22		34	34	3.18	24.6	M20x1.5P	1.7
CD0110403.4022120	BT40–DCA22.22–120	237.4								2.0
CD0110403.4025075	BT40–DCA25.40–75	198.4	28		41	40	6.35	28.4	M24x1.5P	2.0
CD0110403.4025120	BT40–DCA25.40–120	243.4								2.4
CD0110403.4032090	BT40–DCA31.75–90	217.4	32		47	47	7.93	34.8	M30x1.5P	2.6
CD0110403.5022090	BT50–DCA22–90	243.8	22	30	34	34	6	24.3	M20x1.5P	4.4
CD0110403.5022135	BT50–DCA22–135	288.8								4.7
CD0110403.5022090	BT50–DCA27–90	249.8	28		41	40	7	30	M24x1.5P	4.6
CD0110403.5027135	BT50–DCA27–135	294.8								5.0
CD0110403.5032090	BT50–DCA32–90	253.8	32		47	47	8	35.5	M30x1.5P	4.7
CD0110403.5032135	BT50–DCA32–135	298.8								5.2
CD0110403.5040090	BT50–DCA40–90	261.8	40		55	55	10	43.7	M36x2.0P	5.0
CD0110403.5040135	BT50–DCA40–135	306.8								6.0
CD0110403.5022090	BT50–DCA22.22–90	243.8	22		34	34	3.18	24.6	M20x1.5P	4.4
CD0110403.5022135	BT50–DCA22.22–135	288.8								4.7
CD0110403.5025090	BT50–DCA25.40–90	249.8	28		41	40	6.35	28.4	M24x1.5P	4.5
CD0110403.5025135	BT50–DCA25.40–135	294.8								4.9
CD0110403.5032090	BT50–DCA31.75–90	253.8	32		47	47	7.93	34.8	M30x1.5P	4.7
CD0110403.5032135	BT50–DCA31.75–135	298.8								5.2
CD0110403.5038090	BT50–DCA38.10–90	261.8	40		55	55	9.525	42.4	M36x2.0P	4.9
CD0110403.5038135	BT50–DCA38.10–135	306.8								5.9

CD1105-01 SK（DIN69871、JT、DAT或DV）-MTA 莫氏变径套 MORSE TAPER HOLDER

订货号 Order No.	型号 Model No.	L	L2	D	d1	d2	KGS
CD110501.3001050	SK30-MTA1-50	97.8	56	50	25	12.065	0.55
CD110501.3002060	SK30-MTA2-60	117.8	67		32	17.780	0.80
CD110501.3003075	SK30-MTA3-75	122.8	84		40	23.825	1.00
CD110501.4001050	SK40-MTA1-50	118.4	56	63.55	25	12.065	1.20
CD110501.4002050	SK40-MTA2-50	118.4	67		32	17.780	1.00
CD110501.4003070	SK40-MTA3-70	138.4	84		40	23.825	1.10
CD110501.4004095	SK40-MTA4-95	163.4	107		48	31.267	1.35
CD110501.5001045	SK50-MTA1-45	146.75	56	97.50	25	12.065	3.00
CD110501.5002060	SK50-MTA2-60	161.75	67		32	17.780	3.10
CD110501.5003065	SK50-MTA3-65	166.75	84		40	23.825	3.20
CD110501.5004095	SK50-MTA4-95	196.75	107		48	31.267	3.40
CD110501.5005105	SK50-MTA5-105	206.75	133		63	44.399	3.60



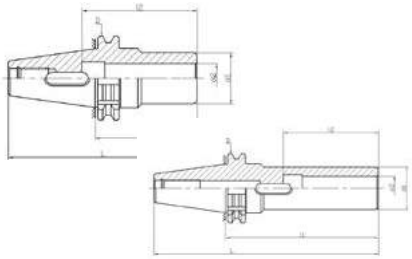

CD1105-02 SK（DIN69871、JT、DAT或DV）-MTB 后拉式莫氏变径套 MORSE TAPER HOLDER



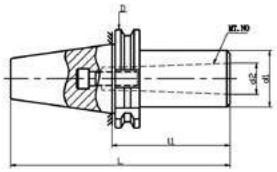

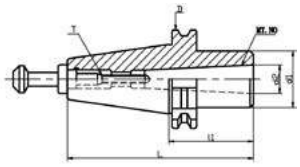

订货号 Order No.	型号 Model No.	L	l1	D	d1	d2	T
CD110502.3001045	SK30-MTB1-45	93.4	45	50	25	12.065	M6
CD110502.3002060	SK30-MTB2-60	108.4	60	50	32	17.78	M10
CD110502.4002050	SK40-MTB2-50	115.4	50	63.55	32	17.78	M10
CD110502.4003075	SK40-MTB3-75	1404	75	63.55	40	23.825	M12
CD110502.4004090	SK40-MTB4-90	155.4	90	63.55	48	31.267	M16
CD110502.5002045	SK50-MTB2-45	146.8	45	97.5	32	17.78	M12
CD110502.5003060	SK50-MTB3-60	161.8	60	97.5	40	23.825	M12
CD110502.5004075	SK50-MTB4-75	176.8	75	97.5	48	31.267	M16

CD1105-03 SK（DIN69871、JT、DAT或DV） 钻接杆刀柄 DRILL CHUCK HOLDER

订货号 Order No.	型号 Model No.	L	D	d1	d2	T	KGS
CD110503.3012040	SK30-B12-40	106.3	50	12.065	45	M12X1.75P	0.70
CD110503.3016040	SK30-B16-40	111.8		15.733			0.85
CD110503.3006040	SK30-JT6-40	111.8		17.170			0.90
CD110503.4012040	SK40-B12-40	126.9	63.55	12.065	50	M16X2.0P	1.25
CD110503.4016040	SK40-B16-40	132.4		15.733			1.30
CD110503.4018040	SK40-B18-40	140.4		17.780			1.40
CD110503.4006040	SK40-JT6-40	132.4		17.170			1.30
CD110503.5012040	SK50-B12-40	160.25	97.50	12.065	80	M24X3.0P	3.10
CD110503.5016040	SK50-B16-40	165.75		15.733			3.20
CD110503.5018040	SK50-B18-40	173.75		17.780			3.30
CD110503.5006045	SK50-JT6-45	165.75		17.170			3.40
CD110503.5006050	SK50-JT6-50	170.75		17.170			3.50



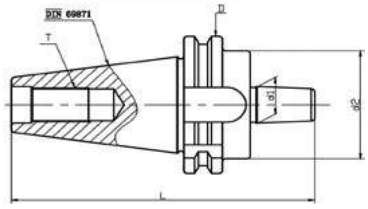

CD1106–01 SK(DIN69871、JT、DAT或DV) 侧固式立铣刀柄 END MILL HOLDER



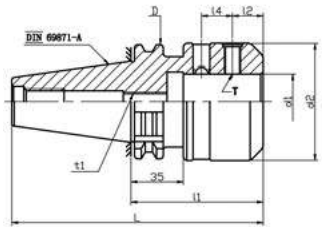

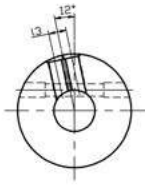

刀柄精做动平衡 Precision dynamic balancing
G6.3 12000rpm/18000rpm

订货号 Order No.	型号 Model No.	L1	l2	l3	t1	d2	T	KGS
CD110601.3006050	SK30–SLN6–50	50	18		M5	25	M6X1.0P	0.73
CD110601.3006060	SK30–SLN6–60	60	18		M5	25	M6X1.0P	0。8
CD110601.3008050	SK30–SLN8–50	50	18		M6	28	M8X1.25P	0.80
CD110601.3008060	SK30–SLN8–60	60	18		M6	28	M8X1.25P	0.83
CD110601.3010050	SK30–SLN10–50	50	20	–	M8	35	M10X1.5P	0.90
CD110601.3010060	SK30–SLN10–60	60	20		M8	35	M10X1.5P	1.0
CD110601.3012050	SK30–SLN12–50	50	22.5		M10	42	M12X1.75P	0.90
CD110601.3012060	SK30–SLN12–60	60	22.5		M10	42	M12X1.75P	1.0
CD110601.3016063	SK30–SLN16–63	63	24		M12	48	M14X2.0P	1.10
CD110601.3020063	SK30–SLN20–63	63	20		M16	52	M16X2.0P	3.50
CD110601.3025080	SK30–SLN25–80	80	25	25	M20	65	M18X2.0P	4.20
CD110601.4006050	SK40–SLN6–50	50	18		M5	25	M6X1.0P	0.85
CD110601.4008050	SK40–SLN8–50	50	18		M6	28	M8X1.25P	1.00
CD110601.4010050	SK40–SLN10–50	50	20		M8	35	M10X1.5P	1.10
CD110601.4010063	SK40–SLN10–63	63	20		M8	35	M10X1.5P	1.3
CD110601.4010100	SK40–SLN10–100	100	20		M8	35	M10X1.5P	1.4
CD110601.4010150	SK40–SLN10–150	150	20		M8	35	M10X1.5P	1.5
CD110601.4012050	SK40–SLN12–50	50	22.5		M10	42	M12X1.75P	1.15
CD110601.4012100	SK40–SLN12–100	100	22.5	–	M10	42	M12X1.75P	1.3
CD110601.4012150	SK40–SLN12–150	150	22.5		M10	42	M12X1.75P	1.5
CD110601.4016063	SK40–SLN16–63	63	24		M12	48	M14X2.0P	1.40
CD110601.4016100	SK40–SLN16–100	100	24		M12	48	M14X2.0P	1.5
CD110601.4016150	SK40–SLN16–150	150	24		M12	48	M14X2.0P	1.6
CD110601.4020063	SK40–SLN20–63	63	25		M16	52	M16X2.0P	1.30
CD110601.4020100	SK40–SLN20–100	100	25		M16	52	M16X2.0P	1.5
CD110601.4020150	SK40–SLN20–150	150	25		M16	52	M16X2.0P	1.8
CD110601.4025090	SK40–SLN25–90	90	24	25	M20	65	M18X2.0P	2.40
CD110601.4025100	SK40–SLN25–100	100	24		M20	65	M18X2.0P	2.6
CD110601.4032100	SK40–SLN32–100	100	24	28	M20	72	M20X2.0P	2.70
CD110601.4040120	SK40–SLN40–120	120	30	32	M20	90	M20X2.0P	3.0
CD110601.5006063	SK50–SLN6–63	63	18		M5	25	M6X1.0P	3.10
CD110601.5008063	SK50–SLN8–63	63	18		M6	28	M8X1.25P	3.5
CD110601.5010063	SK50–SLN10–63	63	20	–	M8	35	M10X1.5P	3.30
CD110601.5012063	SK50–SLN12–63	63	22.5		M10	42	M12X1.75P	3.50
CD110601.5016063	SK50–SLN16–63	63	24		M12zz	48	M14X2.0P	3.45
CD110601.5020063	SK50–SLN20–63	63	25		M16	52	M16X2.0P	3.50
CD110601.5025080	SK50–SLN25–80	80	24	25	M20	65	M18X2.0P	4.20
CD110601.5032100	SK50–SLN32–100	100	24	28	M20	72	M20X2.0P	5.00
CD110601.5040100	SK50–SLN40–100	100	30		M20	90	M20X2.0P	5.60
CD110601.5040150	SK50–SLN40–150	150	30		M20	90	M20X2.0P	6.0
CD110601.5040250	SK50–SLN40–250	250	30	32	M20	90	M20X2.0P	6.5
CD110601.5042100	SK50–SLN42–100	100	30		M20	90	M20X2.0P	5.70
CD110601.5042120	SK50–SLN42–120	120	30		M20	90	M20X2.0P	7.0
CD110601.5050125	SK50–SLN50–125	125	35	35	M20	125	M20X2.0P	6.2
CD110601.5063150	SK50–SLN63–150	150	40	40	M20	125	M20X2.0P	6.2

CD1107–01 SK(DIN69871、JT、DAT或DV) 平面铣刀柄 FACE MILL HOLDER



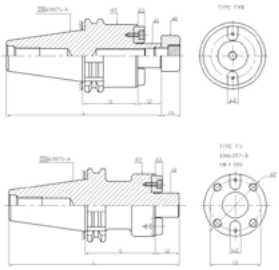

订货号 Order No.	型号 Model No.	L	l2	l3	d2	d3	k1	k2	KGS
CD110701.3022035	SK30–FMB22–35	100.8	18	14	26	47	4.8	10	1.00
CD110701.3022045	SK30–FMB22–45	110.8	18	14	26	47	4.8	10	1.1
CD110701.3027035	SK30–FMB27–35	102.8	20	16	31.5	58	5.8	12	1.05
CD110701.3027045	SK30–FMB27–45	112.8	20	16	31.5	58	5.8	12	1.1
CD110701.4022035	SK40–FMB22–35	121.4	18	14	26	47	4.8	10	1.20
CD110701.4022045	SK40–FMB22–45	131.4	18	14	26	47	4.8	10	1.25
CD110701.4022060	SK40–FMB22–60	146.4	18	14	26	47	4.8	10	1.4
CD110701.4022090	SK40–FMB22–90	176.4	18	14	26	47	4.8	10	1.6
CD110701.4022100	SK40–FMB22–100	186.4	18	14	26	47	4.8	10	1.7
CD110701.4022150	SK40–FMB22–150	236.4	18	14	26	47	4.8	10	1.9
CD110701.4027060	SK40–FMB27–60	148.4	20	16	31.5	58	5.8	12	1.8
CD110701.4032060	SK40–FMB32–60	150.4	22	16	41	66	6.8	14	2.3
CD110701.4040060	SK40–FMB40–60	153.4	25	20.5	48	80	8.3	16	2.8
CD110701.5022035	SK50–FMB22–35	154.75	18	14	26	47	4.8	10	3.4
CD110701.5027035	SK50–FMB27–35	156.75	20	16	31.5	58	5.8	12	3.5
CD110701.5032035	SK50–FMB32–35	158.75	22	16	41	66	6.8	14	3.7
CD110701.5040050	SK50–FMB40–50	189.75	25	20.5	48	80	8.3	16	4.7
CD110701.5050060	SK50–FMB50–60	211.75	30	25	68	95	9.7	19	5.8
CD110701.4040060	SK40–FMB40F–60	158.4	30	66.7	M12	89	8.3	15.9	2.9
CD110701.5040060	SK50–FMB40F–60	191.75	30	66.7	M12	89	8.3	15.9	5.3
CD110701.5040070	SK50–FMB40F–70	201.75	30	66.7	M12	89	8.3	15.9	5.5
CD110701.5060070	SK50–FMB60F–70	211.75	40	101.6	M16	129	12.5	25.4	5.7
CD110701.4040060	SK40–FS40–60	154.4	26	66.7	M12	110	8.3	16	3.2
CD110701.5040060	SK50–FS40–60	201.75	26	66.7	M12	110	8.3	16	5.4
CD110701.5040070	SK50–FS40–70	211.75	26	66.7	M12	110	8.3	16	5.7

CD1108–01 CAT 莫氏变径套
CAT MORSE TAPER HOLDER



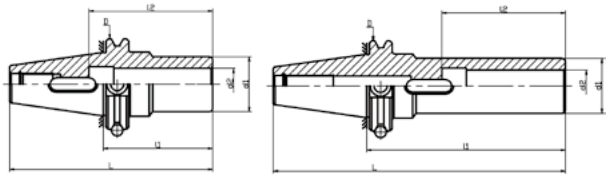

订货号 Order No.	型号 Model No.	L	l1	D	d1	d2	KGS
CD110801.4001041	CAT40–MTA1–1.60 "	4.287 "	2.205 "	2.5 "	1 "	0.475 "	1.3
CD110801.4002051	CAT40–MTA2–2.00 "	4.687 "	2.638 "		1.25 "	0.7 "	1.5
CD110801.4003070	CAT40–MTA3–2.75 "	5.437 "	3.307 "		1.55 "	0.938 "	1.8
CD110801.4004095	CAT40–MTA4–3.75 "	6.437 "	4.213 "		1.75 "	1.23 "	2.4
CD110801.5001051	CAT50–MTA1–2.00 "	6 "	2.205 "	3.875 "	1 "	0.475 "	1.05
CD110801.5002051	CAT50–MTA2–2.00 "	6 "	2.638 "		1.25 "	0.7 "	4.4
CD110801.5003064	CAT50–MTA3–2.50 "	6.5 "	3.307 "		1.55 "	0.938 "	4.5
CD110801.5004084	CAT50–MTA4–3.30 "	7.3 "	4.213 "		1.75 "	1.23 "	4.9
CD110801.5005104	CAT50–MTA5–4.10 "	8.1 "	5.236 "		2.48 "	1.748 "	5.15

CD1108–02 CAT平面铣刀柄 CAT FACE MILL HOLDER



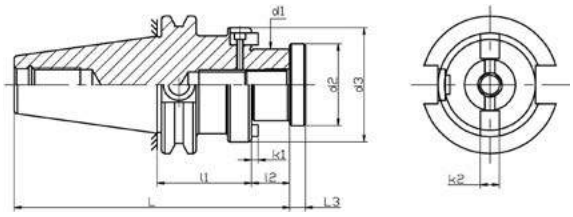

订货号 Order No.	型号 Model No.	L	l2	l3	d2	d3	k1	k2	KGS
CD110802.4019038	CAT40–FMA3/4 " –1.5 "	4.744 "	0.687 "	0.512 "	0.925 "	1.69 "	0.188 "	0.3125 "	1.5
CD110802.4025052	CAT40–FMA1 " –2.06 "	5.434 "	0.687 "	0.63 "	1.240 "	2.19 "	0.188 "	0.375 "	2.4
CD110802.4032056	CAT40–FMA1–1/4 " –2.21 "	5.584 "	0.687 "	0.63 "	1.614 "	2.75 "	0.25 "	0.5 "	2.6
CD110802.4038056	CAT40–FMA1–1/2 " –2.21 "	5.835 "	0.938 "	0.807 "	1.752 "	3.81 "	0.349 "	0.625 "	2.7
CD110802.5019038	CAT50–FMA3/4 " –1.5 "	6.187 "	0.687 "	0.512 "	0.925 "	1.69 "	0.188 "	0.375 "	4.2
CD110802.5025051	CAT50–FMA1 " –2 "	6.687 "	0.687 "	0.63 "	1.24 "	2.19 "	0.188 "	0.375 "	4.5
CD110802.5032038	CAT50–FMA1–1/4 " –1.5 "	6.187 "	0.687 "	0.63 "	1.614 "	2.75 "	0.25 "	0.5 "	4.7
CD110802.5038061	CAT50–FMA1–1/2 " –2.4 "	7.338 "	0.938 "	0.807 "	1.752 "	3.81 "	0.349 "	0.625 "	5
CD110802.5038102	CAT50–FMA1–1/2 " –4 "	8.938 "	0.938 "	0.807 "	1.752 "	3.81 "	0.349 "	0.625 "	5.2
CD1108025038152	CAT50–FMA1–1/2 " –6 "	10.938 "	0.938 "	0.807 "	1.752 "	3.81 "	0.349 "	0.625 "	5.3
CD110802.5038203	CAT50–FMA1–1/2 " –8 "	12.938 "	0.938 "	0.807 "	1.752 "	3.81 "	0.349 "	0.625 "	5.4
CD110802.5038305	CAT50–FMA1–1/2 " –12 "	14.938 "	0.938 "	0.807 "	1.752 "	3.81 "	0.349 "	0.625 "	5.8
CD110802.5038381	CAT50–FMA1–1/2 " –15 "	17.938 "	0.938 "	0.807 "	1.752 "	3.81 "	0.349 "	0.625 "	6.2
CD110802.5051061	CAT50–FMA2 " –2.4 "	7.338 "	0.938 "	0.807 "	2.5 "	4.88 "	0.384 "	0.75 "	5.4
CD110802.502510	CAT50–FMA1"–4"	8.687	0.687	0.63	1.1875	2.19	0.188	0.375	4.7
CD110802.5025152	CAT50–FMA1"–6"	10.687	0.687	0.63	1.1875	2.19	0.188	0.375	4.9
CD110802.5025178	CAT50–FMA1"–7"	11.681	0.687	0.63	1.1875	2.19	0.188	0.375	5.0
CD110802.5025254	CAT50–FMA1"–10"	14.687	0.687	0.63	1.1875	2.19	0.188	0.375	5
CD110802.5025305	CAT50–FMA1"–12"	16.875	0.687	0.63	1.1875	2.19	0.188	0.375	5.2
CD110802.5025381	CAT50–FMA1"–15"	19.687	0.687	0.63	1.1875	2.19	0.188	0.375	5.5
CD110802.5032102	CAT50–FMA1–1/4"–4"	8.687	0.687	0.63	1.5	2.75	0.25	0.5	5.1
CD110802.5032152	CAT50–FMA1–1/4"–6"	10.687	0.687	0.63	1.5	2.75	0.25	0.5	5.2
CD110802.5032203	CAT50–FMA1–1/4"–8"	12.687	0.687	0.512	0.875	1.69	0.188	0.3125	5.3
CD110802.5032229	CAT50–FMA1–1/4"–9"	13.687	0.687	0.512	0.875	1.69	0.188	0.3125	5.4
CD110802.5032305	CAT50–FMA1–1/4"–12"	16.687	0.687	0.512	0.875	1.69	0.188	0.3125	5.5
CD110802.5032381	CAT50–FMA1–1/4"–15"	19.687	0.687	0.512	0.875	1.69	0.188	0.3125	5.6
CD110802.5019100	CAT50–FMA3/4"–4"	8.687	0.687	0.512	0.875	1.69	0.188	0.3125	4.2
CD110802.5019152	CAT50–FMA3/4"–6"	10.687	0.687	0.512	0.875	1.69	0.188	0.3125	4.5
CD110802.5019203	CAT50–FMA3/4"–8"	12.687	0.687	0.512	0.875	1.69	0.188	0.3125	4.7
CD110802.5019229	CAT50–FMA3/4"–9"	13.687	0.687	0.512	0.875	1.69	0.188	0.3125	4.8
CD110802.5019254	CAT50–FMA3/4"–10"	14.687	0.687	0.512	0.875	1.69	0.188	0.3125	4.8
CD110802.5019305	CAT50–FMA3/4"–12"	16.687	0.687	0.512	0.875	1.69	0.188	0.3125	5
CD110802.5019381	CAT50–FMA3/4"–15"	19.687	0.687	0.512	0.875	1.69	0.188	0.3125	5.3

CD1108–03 CAT 钻接杆刀柄 CAT DRILL CHUCK HOLDER



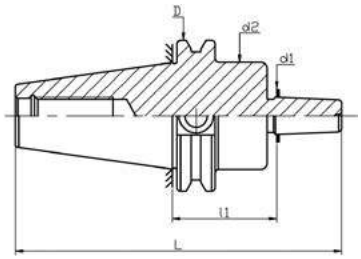

订货号 Order No.	型号 Model No.	L	D	d1	d2	T	KGS
CD110803.4002040	CAT40–JT2–1.57 "	5.132 "	2.5 "	0.559 "	1.75 "	5/8 " –11	1.25
CD110803.4006040	CAT40–JT6–1.57 "	5.569 "		0.676 "			
CD110803.4033040	CAT40–JT33–1.57 "	5.569 "		0.624 "			
CD110803.5002040	CAT50–JT2–1.57 "	6.445 "	3.875 "	0.559 "	2.75 "	1 " –8	3.65
CD110803.5006040	CAT50–JT6–1.57 "	6.57 "		0.676 "			
CD110803.5033040	CAT50–JT 33–1.57 "	6.57 "		0.624 "			

CD1108–04 CAT/SLN 侧固式立铣刀柄 CAT/SLN END MILL HOLDER



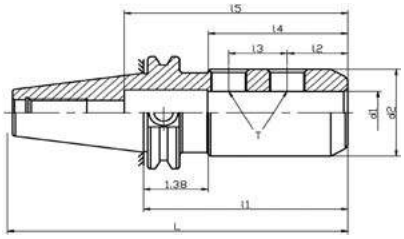

●精做动平衡 Precision dynamic balancing
G6.3 12000rpm/18000rpm

订货号 Order No.	型号 Model No.	L	l2	l3	l4	l5	d2	T	KGS
CD110804.4003060	CAT40–SLN1/8 " –2.375 "	5.062 "	0.37 "	–	0.787 "	4.1 "	0.69 "	3/16 " –24	1.15
CD110804.4005063	CAT40–SLN3/16 " –2.5 "	5.187 "	0.562 "		0.984 "	2.5 "	0.69 "	1/4 " –28	1.20
CD110804.4006076	CAT40–SLN1/4 " –3 "	5.687 "	0.63 "		1.38 "	2.5 "	0.78 "	1/4 " –28	1.15
CD110804.4008076	CAT40–SLN5/16 " –3 "		0.63 "		1.38 "	4.1 "	0.88 "	5/16 " /24	1.20
CD110804.4010076	CAT40–SLN3/8 " –3 "		0.75 "		1.535 "	2.5 "	1 "	3/8 " –24	1.25
CD110804.4013076	CAT40–SLN1/2 " –3 "		0.875 "		1.732 "	2.7 "	1.25 "	7/16 " –20	1.40
CD110804.4016076	CAT40–SLN5/8 " –3 "		0.937 "		1.85 "	3.6 "	1.5 "	1/2 " –20	1.50
CD110804.4020076	CAT40–SLN3/4 " –3 "	6.187 "	1 "		1.929 "	3.9 "	1.75 "	5/8 " –18	1.65
CD110804.4022089	CAT40–SLN7/8 " –3.5 "		1.063 "	1 "	2.36 "	4.2 "	1.88 "	5/8 " –18	2.55
CD110804.4025102	CAT40–SLN1 " –4 "	6.687 "	1.125 "		2.559 "	4.4 "	2 "	3/4 " –16	2.80
CD110804.4064117	CAT40–SLN1–1/4 " –4.6 "	7.287 "	1.125 "	–	2.559 "	4.0 "	2.5 "	3/4 " –16	2.90
CD110804.4013114	CAT40–SLN1–1/2 " –4.5 "	7.187 "	1.125 "		2.56 "	3.0 "	2.5 "	3/4 " –16	3.20
CD110804.5064102	CAT50–SLN1/4 " –4 "	8 "	0.63 "		1.378 "	3.4 "	0.78 "	1/4 " –28	3.95
CD110804.5079102	CAT50–SLN5/16 " –4 "		0.63 "		1.378 "	4.9 "	0.88 "	5/16 " –24	3.95
CD110804.5095102	CAT50–SLN3/8 " –4 "		0.781 "		1.535 "	3.4 "	1 "	3/8 " –24	4.00
CD110804.5013102	CAT50–SLN1/2 " –4 "		0.875 "		1.732 "	3.5 "	1.25 "	7/16 " –20	4.15
CD110804.5016102	CAT50–SLN5/8 " –4 "		0.937 "		1.85 "	4.6 "	1.5 "	1/2 " –20	4.30
CD110804.5020102	CAT50–SLN3/4 " –4 "		1 "		1.929 "	4.6 "	1.75 "	5/8 " –18	4.35
CD110804.5022102	CAT50–SLN7/8 " –4 "		1.063 "	0.875 "	2.362 "	4.2 "	1.88 "	5/8 " –18	5.30
CD110804.5025102	CAT50–SLN1 " –4 "		1.125 "	1 "	2.56 "	4.4 "	2 "	3/4 " –16	5.50
CD110804.5032102	CAT50–SLN1–1/4 " –4 "		1.125 "		2.756 "	4 "	2.5 "	3/4 " –16	5.65
CD110804.5038117	CAT50–SLN1–1/2 " –4.6 "	8.6 "	1.125 "		2.756 "	4 "	2.5 "	3/4 " –16	5.70
CD110804.5051152	CAT50–SLN2 " –6 "	10 "	1.335 "	1.41 "	3.347 "	5 "	3.75 "	3/4 " –16	5.90
CD110804.5025152	CAT50–SLN1"–6"	10 "	1.125 "	1 "	2.56 "	4.4 "	2 "	3/4 " –16	5.50
CD110804.5020152	CAT50–SLN3/4"–6"	10 "	1.125 "	1 "	1.929 "	4.6 "	1.75 "	5/8 " –18	4.50
CD110804.5032152	CAT50–SLN1–1/4"–6"	10 "	1.125 "	1 "	2.756 "	4.3 "	2.5 "	3/4 " –16	5.80

CD1109-01 HSK莫氏变径套 HSK MORSE TAPER SLEEVE(TYPE A)



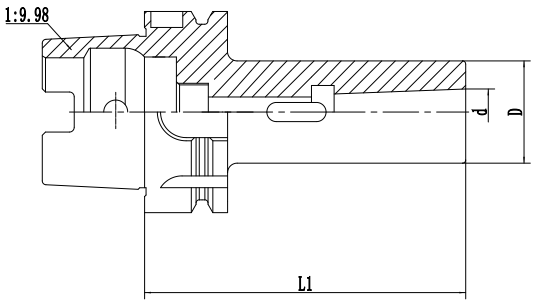

订货号 Order No.	型号 Model No.	柄部 Shank	d	D	L1
CD110901.6301100	HSK63A-MTA1-100	HSK63A	12.065	25	100
CD110901.6302120	HSK63A-MTA2-120	HSK63A	17.78	32	120
CD110901.6303140	HSK63A-MTA3-140	HSK63A	23.825	40	140
CD110901.6304160	HSK63 A-MTA4-160	HSK63A	31.267	48	160
CD110901.1001110	HSK100A-MTA1-110	HSK100A	12.065	25	110
CD110901.1002120	HSK100A-MTA2-120	HSK100A	17.78	32	120
CD110901.1003150	HSK100A-MTA3-150	HSK100A	23.825	40	150
CD110901.1004170	HSK100A-MTA4-170	HSK100A	31.267	48	170
CD110901.1005200	HSK100A-MTA5-200	HSK100A	44.399	63	200

CD1109-02 HSK后拉式莫氏变径套 HSK MORSE TAPER SLEEVE(TYPE B)



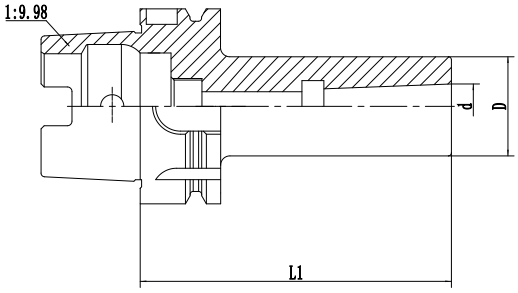

订货号 Order No.	型号 Model No.	柄部 Shank	d	D	L1
CD110902.6301100	HSK63A-MTB1-100	HSK63A	12.065	25	100
CD110902.6302120	HSK63A-MTB2-120	HSK63A	17.78	32	120
CD110902.6303140	HSK63A-MTB3-140	HSK63A	23.825	40	140
CD110902.6304160	HSK63A-MTB4-160	HSK63A	31.267	48	160
CD110902.1001110	HSK100A-MTB1-110	HSK100A	12.065	25	110
CD110902.1002120	HSK100A-MTB2-120	HSK100A	17.78	32	120
CD110902.1003150	HSK100A-MTB3-150	HSK100A	23.825	40	150
CD110902.1004170	HSK100A-MTB4-170	HSK100A	31.267	48	170
CD110902.1005200	HSK100A-MTB5-200	HSK100A	44.399	63	200

CD1109-03 HSK63A 侧固式立铣刀柄 END MILL HOLDER



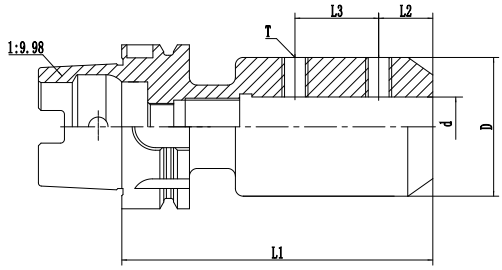

●精做动平衡 Precision dynamic balancing
G6.3 12000/18000rpm

订货号 Order No.	型号 Model No.	柄部 Shank	d	D	L1	L2	L3	T
CD110903.6306065	HSK63A-SLN6-65	HSK63A	6	25	65	18	–	M6X1
CD110903.6306100	HSK63A-SLN6-100	HSK63A	6	25	100			
CD110903.6306120	HSK63A-SLN6-120	HSK63A	6	25	120			
CD110903.6306160	HSK63A-SLN6-160	HSK63A	6	25	160			
CD110903.6308065	HSK63A-SLN8-65	HSK63A	8	28	65	18		M8X1.25
CD110903.6308100	HSK63A-SLN8-100	HSK63A	8	28	100			
CD110903.6308120	HSK63A-SLN8-120	HSK63A	8	28	120			
CD110903.6308160	HSK63A-SLN8-160	HSK63A	8	28	160			
CD110903.6310065	HSK63A-SLN10-65	HSK63A	10	35	65	20		M10X1.5
CD110903.6310100	HSK63A-SLN10-100	HSK63A	10	35	100			
CD110903.6310120	HSK63A-SLN10-120	HSK63A	10	35	120			
CD110903.6310160	HSK63A-SLN10-160	HSK63A	10	35	160			
CD110903.6312080	HSK63A-SLN12-80	HSK63A	12	42	80	22.5		M12X1.75
CD110903.6312100	HSK63A-SLN12-100	HSK63A	12	42	100			
CD110903.6312120	HSK63A-SLN12-120	HSK63A	12	42	120			
CD110903.6312160	HSK63A-SLN12-160	HSK63A	12	42	160			
CD110903.6314080	HSK63A-SLN14-80	HSK63A	14	44	80	22.5		M12X1.75
CD110903.6314100	HSK63A-SLN14-100	HSK63A	14	44	100			
CD110903.6314120	HSK63A-SLN14-120	HSK63A	14	44	120			
CD110903.6314160	HSK63A-SLN14-160	HSK63A	14	44	160			
CD110903.6316080	HSK63A-SLN16-80	HSK63A	16	48	80	24		M14X2
CD110903.6316100	HSK63A-SLN16-100	HSK63A	16	48	100			
CD110903.6316120	HSK63A-SLN16-120	HSK63A	16	48	120			
CD110903.6316160	HSK63A-SLN16-160	HSK63A	16	48	160			
CD110903.6318080	HSK63A-SLN18-80	HSK63A	18	50	80	24		M14X2
CD110903.6318100	HSK63A-SLN18-100	HSK63A	18	50	100			
CD110903.6318120	HSK63A-SLN18-120	HSK63A	18	50	120			
CD110903.6318160	HSK63A-SLN18-160	HSK63A	18	50	160			
CD110903.6320080	HSK63A-SLN20-80	HSK63A	20	52	80	25		M16X2
CD110903.6320120	HSK63A-SLN20-120	HSK63A	20	52	120			
CD110903.6320160	HSK63A-SLN20-160	HSK63A	20	52	160			
CD110903.6325110	HSK63A-SLN25-110	HSK63A	25	65	110	24	25	M18X2
CD110903.6325160	HSK63A-SLN25-160	HSK63A	25	65	160			
CD110903.6332110	HSK63A-SLN32-110	HSK63A	32	72	110	24	28	M20X2
CD110903.6332120	HSK63A-SLN32-120	HSK63A	32	72	120			
CD110903.6332160	HSK63A-SLN32-160	HSK63A	32	72	160			
CD110903.6340125	HSK63A-SLN40-125	HSK63A	40	80	125	30	32	M20X2

CD1109-04 HSK100A 侧固式立铣刀柄 END MILL HOLDER



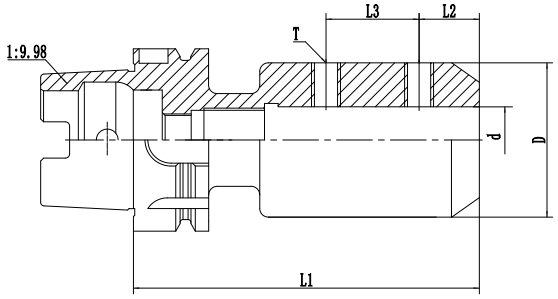

●精做动平衡 Precision dynamic balancing
G6.3 12000/18000rpm

订货号 Order No.	型号 Model No.	柄部 Shank	d	D	L1	L2	L3	T
CD110904.1006080	HSK100A-SLN6-80	HSK100A	6	25	80	18	–	M6X1
CD110904.1006160	HSK100A-SLN6-160	HSK100A	6	25	160			
CD110904.1008080	HSK100A-SLN8-80	HSK100A	8	28	80			M8X1.25
CD110904.1008160	HSK100A-SLN8-160	HSK100A	8	28	160			
CD110904.1010080	HSK100A-SLN10-80	HSK100A	10	35	80	20	–	M10X1.5
CD110904.1010160	HSK100A-SLN10-160	HSK100A	10	35	160			
CD110904.1012080	HSK100A-SLN12-80	HSK100A	12	42	80	22.5		M12X1.75
CD110904.1012160	HSK100A-SLN12-160	HSK100A	12	42	160			
CD110904.1014080	HSK100A-SLN14-80	HSK100A	14	44	80			
CD110904.1014160	HSK100A-SLN14-160	HSK100A	14	44	160			
CD110904.1016100	HSK100A-SLN16-100	HSK100A	16	48	100	24		M14X2
CD110904.1016160	HSK100A-SLN16-160	HSK100A	16	48	160			
CD110904.1018100	HSK100A-SLN18-100	HSK100A	18	50	100			
CD110904.1018160	HSK100A-SLN18-160	HSK100A	18	50	160			
CD110904.1020100	HSK100A-SLN20-100	HSK100A	20	52	100	25		M16X2
CD110904.1020160	HSK100A-SLN20-160	HSK100A	20	52	160			
CD110904.1025100	HSK100A-SLN25-100	HSK100A	25	65	100	24	25	M18X2
CD110904.1025160	HSK100A-SLN25-160	HSK100A	25	65	160			
CD110904.1032100	HSK100A-SLN32-100	HSK100A	32	72	100		28	M20X2
CD110904.1032160	HSK100A-SLN32-160	HSK100A	32	72	160			
CD110904.1040105	HSK100A-SLN40-105	HSK100A	40	80	105	30	32	
CD110904.1040160	HSK100A-SLN40-160	HSK100A	40	80	160			

CD1109–05 HSK平面铣刀柄 HSK FACE MILL HOLDER



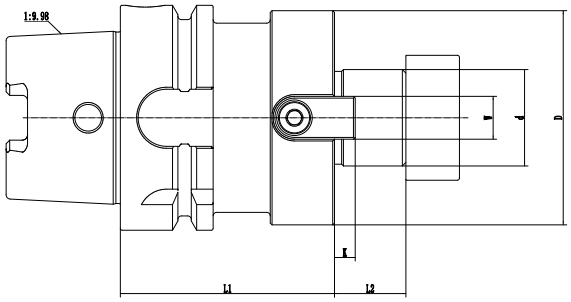

订货号 Order No.	型号 Model No.	柄部 Shank	d	D	L1	L2
CD110905.6316050	HSK63A–FMB16–50	HSK63A	16	38	50	17
CD110905.6316100	HSK63A–FMB16–100	HSK63A	16	38	100	17
CD110905.6316160	HSK63A–FMB16–160	HSK63A	16	38	160	17
CD110905.6322050	HSK63A–FMB22–50	HSK63A	22	48	50	19
CD110905.6322100	HSK63A–FMB22–100	HSK63A	22	48	100	19
CD110905.6322160	HSK63A–FMB22–160	HSK63A	22	48	160	19
CD110905.6327060	HSK63A–FMB27–60	HSK63A	27	58	60	21
CD110905.6327100	HSK63A–FMB27–100	HSK63A	27	58	100	21
CD110905.6327160	HSK63A–FMB27–160	HSK63A	27	58	160	21
CD110905.6332060	HSK63A–FMB32–60	HSK63A	32	78	60	24
CD110905.6332100	HSK63A–FMB32–100	HSK63A	32	78	100	24
CD110905.6332160	HSK63A–FMB32–160	HSK63A	32	78	160	24
CD110905.6340060	HSK63A–FMB40–60	HSK63A	40	88	60	27
CD110905.6340100	HSK63A–FMB40–100	HSK63A	40	88	100	27
CD110905.6340160	HSK63A–FMB40–160	HSK63A	40	88	160	27
CD110905.1016050	HSK100A–FMB16–50	HSK100A	16	48	50	19
CD110905.1016100	HSK100A–FMB16–100	HSK100A	16	48	100	19
CD110905.1016160	HSK100A–FMB16–160	HSK100A	16	48	160	19
CD110905.1022050	HSK100A–FMB22–50	HSK100A	22	48	50	19
CD110905.1022100	HSK100A–FMB22–100	HSK100A	22	48	100	19
CD110905.1022160	HSK100A–FMB22–160	HSK100A	22	48	160	19
CD110905.1027050	HSK100A–FMB27–50	HSK100A	27	58	50	21
CD110905.1027100	HSK100A–FMB27–100	HSK100A	27	58	100	21
CD110905.1027160	HSK100A–FMB27–160	HSK100A	27	58	160	21
CD110905.1032050	HSK100A–FMB32–50	HSK100A	32	78	50	24
CD110905.1032100	HSK100A–FMB32–100	HSK100A	32	78	100	24
CD110905.1032160	HSK100A–FMB32–160	HSK100A	32	78	160	24
CD110905.1040060	HSK100A–FMB40–60	HSK100A	40	88	60	27
CD110905.1040100	HSK100A–FMB40–100	HSK100A	40	88	100	27
CD110905.1040160	HSK100A–FMB40–160	HSK100A	40	88	160	27

CD1109–06 HSKA40/50/63/100 –DCA侧铣刀柄 END MILL HOLDER



Fig1

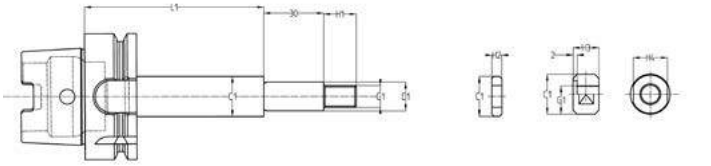

Fig2

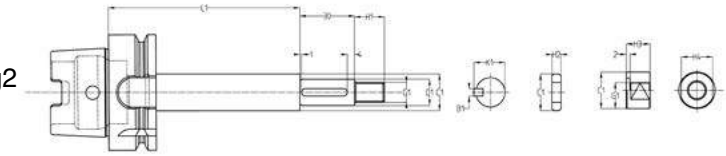

订货号 Order No.	型号 Model No.	Fig	D1 (h6)	L1	C1	G1	H1	B1	K1	H2	H3	H4	kg
CD110906.4013075	HSK40A–DCA13 –75	1	13	75	20	M12x1.25	15	–	–	3,5,7,8,10,12	12	17	0.6
CD110906.4016075	HSK40A–DCA16 –75	2	16	75	26	M14x1.5	16	4	17.2	3,5,7,8,10,12	13	22	0.7
CD110906.4022075	HSK40A–DCA22 –75	2	22	75	34	M20x1.5	21	6	23.6	3,5,7,8,10,12	18	30	0.8
CD110906.4013075	HSK40A–DCA12.7 –75	1	12.7	75	20	M12x1.25	15	–	–	3,5,7,8,10,12	12	17	0.6
CD110906.4016075	HSK40A–DCA15.875–75	2	15.875	75	26	M14x1.5	16	3.18	17.42	3,5,7,8,10,12	13	22	0.7
CD110906.4022075	HSK40A–DCA22.225–75	2	22.225	75	34	M20x1.5	21	3.18	23.82	3,5,7,8,10,12	18	30	0.9
CD110906.5013075	HSK50A–DCA13 –75	1	13	75	20	M12x1.25	15	–	–	3,5,7,8,10,12	12	17	0.7
CD110906.5016075	HSK50A–DCA16 –75	2	16	75	26	M14x1.5	16	4	17.2	3,5,7,8,10,12	13	22	0.8
CD110906.5022075	HSK50A–DCA22 –75	2	22	75	34	M20x1.5	21	6	23.6	3,5,7,8,10,12	18	30	1.2
CD110906.5013075	HSK50A–DCA12.7 –75	1	12.7	75	20	M12x1.25	15	–	–	3,5,7,8,10,12	12	17	0.9
CD110906.5015075	HSK50A–DCA15.875 –75	2	15.875	75	26	M14x1.5	16	3.18	17.42	3,5,7,8,10,12	13	22	1.0
CD110906.5022075	HSK50A–DCA22 .225–75	2	22.225	75	34	M20x1.5	21	3.18	23.82	3,5,7,8,10,12	18	30	1.2
CD110906.6013060	HSK63A–DCA13 –60	1	13	60	20	M12x1.25	15	–	–	3,5,7,8,10,12	12	17	1.0
CD110906.6313090	HSK63A–DCA13 –90	1	13	90	20	M12x1.25	15	–	–	3,5,7,8,10,12	12	17	1.0
CD110906.6316075	HSK63A–DCA16 –75	2	16	75	26	M14x1.5	16	4	17.2	3,5,7,8,10,12	13	22	1.4
CD110906.6316105	HSK63A– DCA16–105	2	16	105	26	M14x1.5	16	4	17.2	3,5,7,8,10,12	13	22	1.5
CD110906.6322075	HSK63A–DCA22–75	2	22	75	34	M20x1.5	21	6	23.6	3,5,7,8,10,12	18	30	1.8
CD110906.6322120	HSK63A–DCA22–120	2	22	120	34	M20x1.5	21	6	23.6	3,5,7,8,10,12	18	30	1.8
CD110906.6327075	HSK63A–DCA27–75	2	27	75	40	M24x2	25	7	29	3,5,7,8,10,12	21	32	2.0
CD110906.6327120	HSK63A–DCA27–120	2	27	120	40	M24x2	25	7	29	3,5,7,8,10,12	21	32	2.4
CD110906.6332090	HSK63A–DCA32–90	2	32	90	46	M30x2	30	8	34	3,5,7,8,10,12	26	41	2.4
CD110906.1013075	HSK100A–DCA13–75	1	13	75	20	M12x1.25	15	–	–	3,5,7,8,10,12	12	17	4.3
CD110906.1013105	HSK100A–DCA13–105	1	13	105	20	M12x1.25	15	–	–	3,5,7,8,10,12	12	17	4.4
CD110906.1016090	HSK100A–DCA16–90	2	16	90	26	M14x1.5	16	4	17.2	3,5,7,8,10,12	13	22	4.2
CD110906.1016120	HSK100A–DCA16–120	2	16	120	26	M14x1.5	16	4	17.2	3,5,7,8,10,12	13	22	4.4
CD110906.1022090	HSK100A–DCA22–90	2	22	90	34	M20x1.5	21	6	23.6	3,5,7,8,10,12	18	30	4.4
CD110906.1022135	HSK100A–DCA22–135	2	22	135	34	M20x1.5	21	6	23.6	3,5,7,8,10,12	18	30	4.7
CD110906.1027090	HSK100A–DCA27–90	2	27	90	40	M24x2	25	7	29	3,5,7,8,10,12	21	32	4.5
CD110906.1027135	HSK100A–DCA27–135	2	27	135	40	M24x2	25	7	29	3,5,7,8,10,12	21	32	4.9
CD110906.1032090	HSK100A–DCA32–90	2	32	90	46	M30x2	30	8	34	3,5,7,8,10,12	26	41	4.7
CD110906.1032090	HSK100A–DCA32–135	2	32	135	46	M30x2	30	8	34	3,5,7,8,10,12	26	41	5.2
CD110906.1040090	HSK100A–DCA40–90	2	40	90	55	M36x3	36	10	42.5	3,5,7,8,10,12	31	46	4.9
CD110906.1040135	HSK100A –DCA40–135	2	40	135	55	M36x3	36	10	42.5	3,5,7,8,10,12	31	46	5.9

CD1110–01特种刀具毛胚刀柄 SEMI–FINISHED CHUCK HOLDER

◎刀柄毛胚材质：20CrMnTi;
◎刀柄毛胚经真空渗碳淬火处理，与主轴接触的外锥部分硬度58±2HRC,并研磨加工；
◎柄体后续待加工部位硬度34–38HRC;
◎柄体经深冷去应力处理及热时效定型处理；

◎Material:20CrMuTi
◎Blank tools holder has been treated by vacuum carburizing and quenching,the hardness of the part which contact with the spindle is 58±2HRC,grinding processed.
◎The hardness of part which will be processed is 34–38HRC.
◎Cryogenic treatment and thermal aging processing



订货号 Order No.	型号 Model NO.	D	L
CD111001.4035160	BT40–C35–160	63.5	160
CD111001.4035250	BT40–C35–250	63.5	250
CD111001.4063250	BT40–C63–250	63	250
CD111001.5080200	BT50–C80–200	80	200
CD111001.5080300	BT50–C80–300	80	300
CD111001.5097315	BT50–C97–315	97	315
CD111001.4063250	ISO40–C63–250	63	250
CD111001.5097315	ISO50–C97–315	97	315
CD111001.4041160	SK40–C40.5–160	40.5	160
CD111001.4063251	SK40–C63–250	63	250
CD111001.4064160	SK40–C63.5–160	63.5	160
CD111001.4064250	SK40–C63.5–250	63.5	250
CD111001.4080200	SK40–C80–200	80	200
CD111001.4080300	SK40–C80–300	80	300
CD111001.5097315	SK50–C97–315	97	315
CD111001.4076152	CAT40–C3"–6"	3"	6"
CD111001.4076304	CAT40–C3"–12"	3"	12"
CD111001.4010152	CAT40–C4"–6"	4"	6"
CD111001.4010304	CAT40–C4"–12"	4"	12"
CD111001.5012203	CAT50–C5"–8"	3"	8"
CD111001.5012406	CAT50–C5"–16"	3"	16"
CD111001.5015203	CAT50–C6"–8"	4"	8"
CD111001.5015406	CAT50–C6"–16"	4"	16"
CD111001.5076203	CAT50–C3"–8"	5"	8"
CD111001.3235406	CAT50–C3"–16"	5"	16"
CD111001.4040203	CAT50–C3"–8"	6"	8"
CD111001.4052406	CAT50–C5"–16"	6"	16"
CD111001.5052200	HSK50A–C52–200	52	200
CD111001.5063200	HSK50A–C63–200	63	200
CD111001.6363160	HSK63A–C63–160	63	160
CD111001.6363250	HSK63A–C63–250	63	250
CD111001.6380250	HSK63A–C80–250	80	250
CD111001.1063200	HSK100A–C63–200	63	200
CD111001.1080250	HSK100A–C80–250	80	250
CD111001.1090300	HSK100A–C90–300	90	300

注：客户在订购刀柄时需注明刀柄本体的冷却形式：A型、AD型、AD+B型。例如SK40（AD+B）–SLN25–100。
Note: when ordering please indicate in the form of cooling the handle of the ontology:A、AD、AD+B. For example SK40（AD+B）–SLN25–100

CD1111-01磨刀机专用砂轮刀柄 Chuck for Grinding machine with special grinding wheel

◎ 动平衡等级：G2.5-20000rpm内。
◎ 深冷、定型处理，提高刚性及使用寿命。
◎ 整体表面可做涂层防锈处理。

◎ Balancing：G2.5-20000rpm
◎ Cryogenic treatment and thermal aging processing
◎ Surface coating



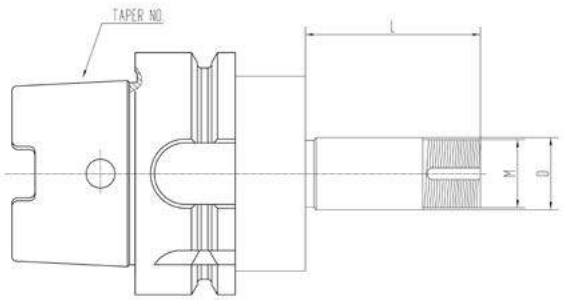

订货号 Order No.	型号 Model NO.	D	L	M
CD111101.2013022	ISO20-SLC13-22	13	22	-
CD111101.2513022	ISO25-SLC13-22	13	22	-
CD111101.2532030	ISO25-SLC32-30	32	30	M30X1.5
CD111101.5020075	HSK50A-SLC20-75	20	75	M20X1.5
CD111101.5020090	HSK50A-SLC20-90	20	90	
CD111101.5020120	HSK50A-SLC20-120	20	120	
CD111101.5032075	HSK50A-SLC31.75-75	31.75	75	M30X1.5
CD111101.5032090	HSK50A-SLC31.75-90	31.75	90	
CD111101.5032120	HSK50A-SLC31.75-120	31.75	120	
CD111101.4013022	HSK40E-SLC13-22	13	22	-
CD111101.4020040	HSK40E-SLC20-40	20	40	M20X1.5
CD111101.4020060	HSK40E-SLC20-60	20	60	
CD111101.4020100	HSK40E-SLC20-100	20	100	
CD111101.3020095	BT30-SLC31.75-95	31.75	95	
CD111101.4020095	BT40-SLC20-40	20	95	
CD111101.4031095	BT40-SLC31.75-95	31.75	95	M30X1.5
CD111101.4032095	BT40-SLC32-95	32	95	
CD111101.4051095	BT40-SLC50.8-95	50.8	95	M50X1.5

备注：可根据客户要求特殊设计其他规格。
Note:Other specifications can be customized according to requirements.

CD1112–01 超细小径延长杆筒夹 Small diameter collet for straight shank chuck



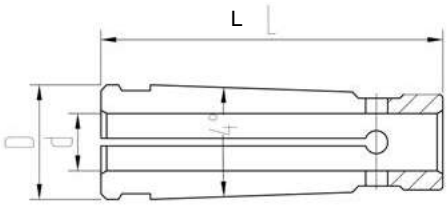

特点：
●螺帽及杆的直径均为10mm,更适合深腔小孔加工。
●外圆最小，用可换筒夹与螺帽来完成夹持刀具柄径的超细设计。
●此筒夹可夹持刀具柄径的范围为1mm–3.2mm.

Advantage：
●Suitable for deep hole processing
●Extra slim design
●Clamping range 1mm–3.2mm

●材料：JIS–SUJ2；
●硬度：46–50HRC;
●超长深冷及热时效处理，去除内应力，稳定性更好。
●Materia：JIS–SUJ2
●Hardness：46–50HRC
●Cryogenic treatment and thermal aging processing .Reducing residual stresses

订货号 Order No.	型号 Model No.	d	D	L	收缩范围
CD111201.0301010	CDL3–1	1	5.8	18	0.25
CD111201.0313013	CDL3–1.25	1.25	5.8	18	0.25
CD111201.0315015	CDL3–1.5	1.5	5.8	18	0.25
CD111201.0318018	CDL3–1.75	1.75	5.8	18	0.25
CD111201.0302020	CDL3–2	2	5.8	18	0.25
CD111201.0302023	CDL3–2.25	2.25	5.8	18	0.25
CD111201.0325025	CDL3–2.5	2.5	5.8	18	0.25
CD111201.0328028	CDL3–2.75	2.75	5.8	18	0.25
CD111201.0303030	CDL3–3	3	5.8	18	0.25
CD111201.0303033	CDL3–3.25	3.25	5.8	18	0.25

CD1112–02 超细小径延长杆 Small diameter collet straight shank chuck

●材料：JIS–SCM415/20CrMnTi
●硬度：56–60HRC;
●超长深冷及热时效处理，去除内应力，稳定性更好。

●Materia：JIS–SCM415/20CrMnTi
●Hardness：56–60HRC
●Cryogenic treatment and thermal aging processing .Reducing residual stresses



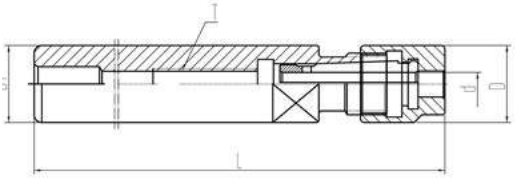

订货号 Order No.	型号 Model No.	D	L	D1	COLLET	M
CD111202.1003080	C10–CDL3–80	10	80	10	1–3.25	M4
CD111202.1003090	C10–CDL3–90	10	90	10	1–3.25	M4
CD111202.1003100	C10–CDL3–100	10	100	10	1–3.25	eeeM4
CD111202.1003120	C10–CDL3–120	10	120	10	1–3.25	M4
CD111202.1003140	C10–CDL3–140	1O	140	10	1–3.25	M4

CD1112–03 超细小径延长杆螺帽专用扳手
Special Spanner for Small diameter collet straight shank Chuck



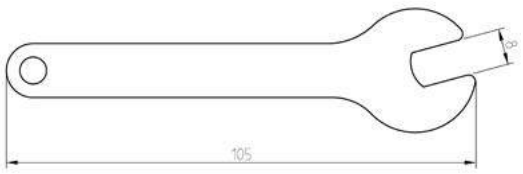

CD1112–04 防干涉高速、高精度小径数控刀柄
AXIS FOR ROWER TOOL HOLDER AND MACHINE



◎ 材质：20CrMnTi,表面渗碳，真空淬火，热处理硬度：58– 60HRC;
◎ –196℃的深冷处理，及多次的热时效去应力定型处理，刀柄的刚性、耐 磨性、精度、尺寸的稳定性大幅提高，使用寿命延长。
◎ 刀柄螺帽外径超小设计，避免加工中工件、夹具、刀具的相互干涉；
◎ 刀柄的杆部为锥形设计，有利于抑制振动提高刚性，使小径立铣刀的高速加工更稳定。

◎ Material: 20CrMnTi, Surface carburizing treatment, and Vacuum hardening. Heat treatment hardness :58–60HRC;
◎ –196° C long cryogenic treatment, and repeatedly thermal aging treatment and get rid of the stress, the rigidity, endurance, accuracy and dimension of the collet chuck are improved greatly and the service life is extended;
◎ External diameter of tool handle nut is designed to avoid interference among workpiece, fixture and tool in machining;
◎ The rod of the tool shank is tapered, which is helpful to restrain vibration and improve rigidity, and make the high–speed machining of small–diameter end milling cutter more stable.

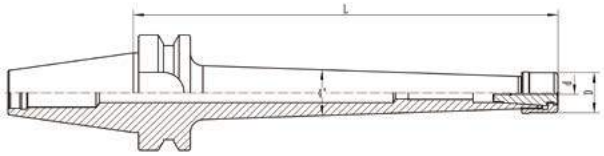

◎ 精做动平衡G2.5 30000rpm~40000rpm
◎ 适用于深腔及易发生干涉部位的加工

◎ precision dynamic balancing G2.5 30000rpm~40000rpm
◎ It is suitable for deep cavity and interference–prone part machining

订货号 Order No.	型号 Model No.	d	D	L	Collet	Spanner
CD111204.3008105	BT30–GER8–105	1–5	12	105	ER8	GH12
CD111204.3008135	BT30–GER8–135	1–5	12	135	ER8	GH12
CD111204.3006165	BT30–GSK6–165	1–6	16	165	CSK6	GH16
CD111204.3004105	BT30–ESK4–105	3–4	12	105	ESK4	GH12
CD111204.3004125	BT30–CDC04–125	2–4	10	125	CDC04	T4x100
CD111204.3004135	BT30–CDC04–135	2–4	11	135	CDC04	T4x100
CD111204.2016035	ISO20–GER16M–35	1–10	22	35	ER16	GH22
CD111204.2520035	ISO25–GER20M–35	1–13	27.5	35	ER20	GH27.5

CD1113-01 BT-SLC端面出水侧固刀柄
BT-SLC Side lock Chuck with coolant outlet in its end surface



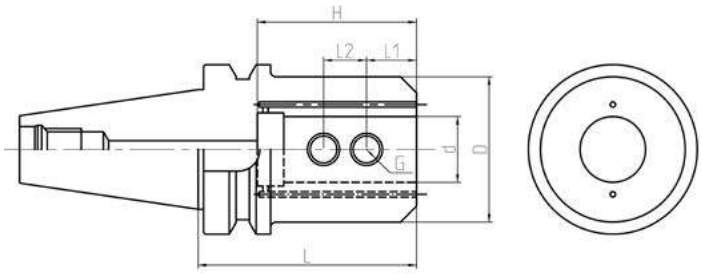

订货号 Order No.	型 号 Model No.	d	D	L	L1	L2	H	G	Weight(kg)
CD111301.4006075	BT40-SLC6-75	6	25	75	12	10	32	M6	1.2
CD111301.4006100	BT40-SLC6-100		25	100	12	10	32	M6	1.3
CD111301.4008075	BT40-SLC8-75	8	28	75	14	12	36	M8	1.25
CD111301.4008100	BT40-SLC8-100		28	100	14	12	36	M8	1.4
CD111301.4010075	BT40-SLC10-75	10	35	75	15	14	40	M10	1.35
CD111301.4010100	BT40-SLC10-100		35	100				M10	1.5
CD111301.4012075	BT40-SLC12-75	12	40	75	20	16	45	M10	1.45
CD111301.4012100	BT40-SLC12-100		40	100				M10	1.65
CD111301.4014075	BT40-SLC14-75	14	42	75	18	16	45	M10	1.5
CD111301.4014100	BT40-SLC14-100		42	100				M10	1.75
CD111301.4016075	BT40-SLC16-75	16	45	75	20	18	50	M10	1.5
CD111301.4016100	BT40-SLC16-100		45	100				M10	1.85
CD111301.4018075	BT40-SLC18-75	18	48	75	20	18	50	M12	1.6
CD111301.4018100	BT40-SLC18-100		48	100	22	18	50	M12	1.9
CD111301.4020075	BT40-SLC20-75	20	50	75	20	18	60	M12	1.6
CD111301.4020100	BT40-SLC20-100		50	100	25	20	60	M12	2
CD111301.4025075	BT40-SLC25-75	25	55	75	22	18	65	M12	1.6
CD111301.4025100	BT40-SLC25-100		55	100	25	22	65	M12	2
CD111301.4032090	BT40-SLC32-90	32	60	90	30	22	70	M16	2
CD111301.4040105	BT40-SLC40-105	40	80	105	30	22	80	M16	3.1
CD111301.4042105	BT40-SLC42-105	42	80	105	35	25	80	M20	3.1
CD111301.5006105	BT50-SLC6-105	6	25	105	12	10	32	M6	4.1
CD111301.5008105	BT50-SLC8-105	8	28	105	14	12	36	M8	4.1
CD111301.5010105	BT50-SLC10-105	10	35	105	15	14	40	M10	4.2
CD111301.5012105	BT50-SLC12-105	12	40	105	20	16	45	M10	4.35
CD111301.5014105	BT50-SLC14-105	14	42	105	18	16	45	M10	4.35
CD111301.5016105	BT50-SLC16-105	16	45	105	22	18	50	M10	4.45
CD111301.5018105	BT50-SLC18-105	18	48	105	22	18	55	M10	4.5
CD111301.5020105	BT50-SLC20-105	20	50	105	25	20	60	M12	4.5
CD111301.5025105	BT50-SLC25-105	25	55	105	25	22	65	M12	4.6
CD111301.5032105	BT50-SLC32-105	32	60	105	30	22	70	M16	4.7
CD111301.5040105	BT50-SLC40-105	40	80	105	30	22	80	M16	5.4
CD111301.5042105	BT50-SLC42-105	42	80	105	30	25	80	M20	5.5

CD1113–02 BT/SK–FMB内冷出水平面铣刀柄
Face Milling holder with Coolant outlet in its end surface



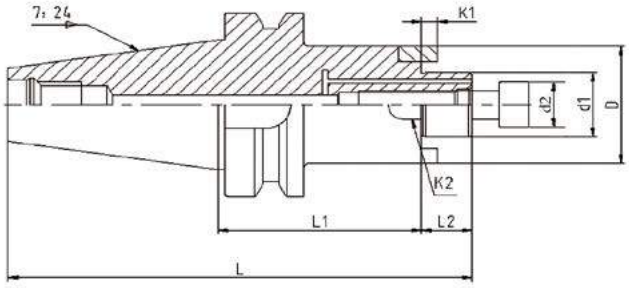

订货号 Order No.	型号 Model No.	L	L1	L2	D	d1h7	d2	K1	K2	KGS
CD110302.3022045	BT30–FMB22–45	111.4	45	18	50	22	26	4.8	10	0.85
CD110302.3022060	BT30–FMB22–60	126.4	60	18	50	22	26	4.8	10	1.25
CD110302.3027045	BT30–FMB27–45	113.4	45	20	60	27	31.5	5.8	12	1.2
CD110302.3027060	BT30–FMB27–60	128.4	60	20	60	27	31.5	5.8	12	1.35
CD110302.3032045	BT30–FMB32–45	115.4	45	22	78	32	41	6.8	14	1.35
CD110302.3032060	BT30–FMB32–60	130.4	60	22	78	32	41	6.8	14	1.45
CD110302.4022060	BT40–FMB22–60	143.4	60	18	48	22	26	4.8	10	1.7
CD110302.4022100	BT40–FMB22–100	183.4	100	18	48	22	26	4.8	10	2.2
CD110302.4022150	BT40–FMB22–150	223.4	150	18	48	22	26	4.8	10	3.1
CD110302.4022200	BT40–FMB22–200	283.4	200	18	48	22	26	4.8	10	3.1
CD110302.4022250	BT40–FMB22–250	333.4	250	18	48	22	26	4.8	10	4
CD110302.4027045	BT40–FMB27–45	130.4	45	20	60	27	31.5	5.8	12	1.6
CD110302.4027060	BT40–FMB27–60	145.4	60	20	60	27	31.5	5.8	12	2.0
CD110302.4027090	BT40–FMB27–90	175.4	90	20	60	27	31.5	5.8	12	2.3
CD110302.4027105	BT40–FMB27–105	190.4	105	20	60	27	31.5	5.8	12	2.5
CD110302.4027150	BT40–FMB27–150	235.4	150	20	60	27	31.5	5.8	12	3
CD110302.4032045	BT40–FMB32–45	132.4	45	22	78	32	41	6.8	14	1.72
CD110302.4032060	BT40–FMB32–60	147.4	60	22	78	32	41	6.8	14	2.1
CD110302.4032100	BT40–FMB32–100	187.4	100	22	78	32	41	6.8	14	2.5
CD110302.4032150	BT40–FMB32–150	237.4	150	22	78	32	41	6.8	14	3.0
CD110302.5022045	BT50–FMB22–45	164.8	45	18	48	22	26	4.8	10	4.5
CD110302.5022060	BT50–FMB22–60	179.8	60	18	48	22	26	4.8	10	4.5
CD110302.5022075	BT50–FMB22–75	204.8	75	18	48	22	26	4.8	10	4.8
CD110302.5022100	BT50–FMB22–100	219.8	100	18	48	22	26	4.8	10	5.0
CD110302.5022150	BT50–FMB22–150	269.8	150	18	48	22	26	4.8	10	6.8
CD110302.5022200	BT50–FMB22–200	319.8	200	18	48	22	26	4.8	10	7
CD110302.5027100	BT50–FMB27–100	221.8	100	20	60	27	31.5	5.8	12	2.0
CD110302.5027150	BT50–FMB27–150	271.8	150	20	60	27	31.5	5.8	12	2.0
CD110302.4022035	SK40–FMB22–35	121.4	35	18	47	22	26	4.8	10	1.20
CD110302.4022045	SK40–FMB22–45	131.4	45	18	47	22	26	4.8	10	1.25
CD110302.4022090	SK40–FMB22–90	176.4	90	18	47	22	26	4.8	10	1.6
CD110302.4032060	SK40–FMB32–60	150.4	60	22	66	32	41	6.8	14	2.3
CD110302.5022035	SK50–FMB22–35	154.75	35	18	47	22	26	4.8	10	3.4
CD110302.5027035	SK50–FMB27–35	156.75	35	20	58	27	31.5	5.8	12	3.5
CD110302.5032035	SK50–FMB32–35	158.75	35	22	66	32	41	6.8	14	3.7

CD1114–01 BT30/40/50锁牙式刀柄
BT30/40/50 MILLING CHUCK WITH SCREW IN FRONT END FACE



Fig1

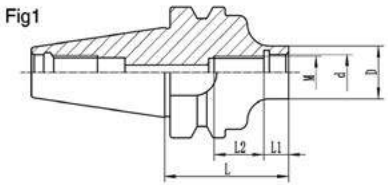

Fig2

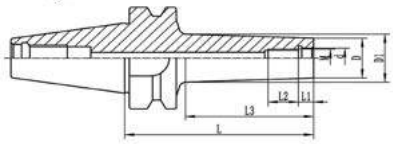

订货号 Order No.	型号 Model No.	L	L1	L2	L3	D	D1	d	M	FIG
CD111401.3006060	BT30–M06–60L	60	10	25	38	10.5	12	6.5	M6	2
CD111401.3008045	BT30–M08–45L	45	9	11	–	14.7	–	8.5	M8	1
CD111401.3008060	BT30–M08–60L	60	10	25	38	13	16	8.5	M8	2
CD111401.3010045	BT30–M10–45L	45	9	12	–	18.7	–		M10	1
CD111401.3010060	BT30–M10–60L	60	10	25	38	17.5	20	10.5	M10	2
CD111401.3012045	BT30–M12–45L	45	9	15	–	23	–		M12	1
CD111401.3012060	BT30–M12–60L	60	10	25	38	21	25	12.5	M12	2
CD111401.3016025	BT30–M16–25L	25	10	18	–	30	–		M16	1
CD111401.3016060	BT30–M16–60L	60	10	25	38	29.5	35	17	M16	2
CD111401.4006060	BT40–M06–60L	60	10	25	33	10.5	12	6.5	M6	2
CD111401.4006090	BT40–M06–90L	90	10	55	63	10.5	12	6.5	M6	2
CD111401.4008055	BT40–M08–55L	55	9	11	–	14.7	–		M8	1
CD111401.4008060	BT40–M08–60L	60	10	25	33	13	16	8.5	M8	2
CD111401.4008090	BT40–M08–90L	90	10	55	63	13	16	8.5	M8	2
CD111401.4010060	BT40–M10–60L	60	10	25	33	17.5	20	10.5	M10	2
CD111401.4010090	BT40–M10–90L	90	10	55	63	17.5	20	10.5	M10	2
CD111401.4012055	BT40–M12–55L	55	9	15	–	23	–		M12	1
CD111401.4012060	BT40–M12–60L	60	10	25	33	21	25	12.5	M12	2
CD111401.4012090	BT40–M12–90L	90	10	55	63	21	25	12.5	M12	2
CD111401.4016060	BT40–M16–60L	60	10	25	33	29.5	35	17	M16	2
CD111401.4016090	BT40–M16–90L	90	10	55	63	29.5	35	17	M16	2
CD111401.4016130	BT40–M16–130L	130	10	95	103	29.5	35	17	M16	2
CD111401.5010110	BT50–M10–110L	110	10	60	72	17.5	20	10.5	M10	2
CD111401.5010160	BT50–M10–160L	160	10	110	122	17.5	20	10.5	M10	2
CD111401.5012110	BT50–M12–110L	110	10	60	72	21	25	12.5	M12	2
CD111401.5012160	BT50–M12–160L	160	10	110	122	21	25	12.5	M12	2
CD111401.5016110	BT50–M16–110L	110	10	60	72	29.5	35	17	M16	2
CD111401.5016160	BT50–M16–160L	160	10	110	122	29.5	35	17	M16	2
CD111401.5016210	BT50–M16–210L	210	10	150	172	29.5	35	17	M16	2

CD1115–01 可调补偿数控刀柄 ADJUSTABLE COMPENSATION CNC SHANK



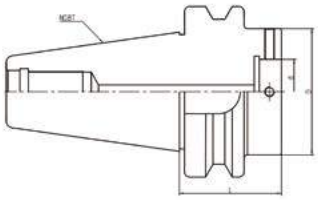

- 易于调整；
- 补偿径向跳动误差以及刀具与刀柄轴线不对中纠偏；
- 动平衡等级：G2.5–20000rpm;
- 深冷、定型处理，提高刚性及有效使用寿命;
- 整体表面可做涂层防锈处理。

- Easy to adjust;
- The radial runout error is compensated and the axis of tool and tool holder is misaligned;
- Balancing：G2.5@20000rpm;
- Cryogenic treatment and thermal aging processing;
- Surface coating.

订货号 Order No.	型号 Model No.	d	D	L	M
CD111501.4038050	BT40–TZC38.1–50	38.1	74	50	M8X1
CD111501.5038060	BT50–TZC38.1–60	38.1	74	60	M8X1
CD111501.4040055	CAT40–TZC40–55	40	80	55	M8X1.25
CD111501.5040080	CAT50–TZC40–80	40	80	55	M8X1.25
CD111501.6340060	HSK63–TZC40–60	40	80	60	M8X1.25

CD1116–01 非标定制产品 NON–STANDARD CUSTOMIZED PRODUCTS



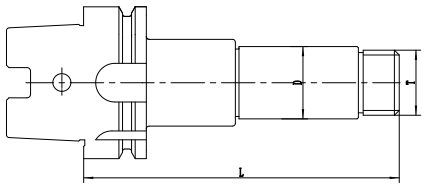

订货号 Order No.	型号 Model No.	D	L	L
CD111601.3020101	BT30–SLB20–101	20	M20x1.5	101
CD111601.4030132	BT40–SLB30–132	30	M27x1.5	132
CD111601.5040153	BT50–SL40–153	40	M39x1.5	153
CD111601.5040134	ISO50–SL40–134	40	M39x1.5	134
CD111601.6330131	HSK63A–SL30–131	30	M27x1.5	131

CD1116–02 非标定制产品 NON–STANDARD CUSTOMIZED PRODUCTS



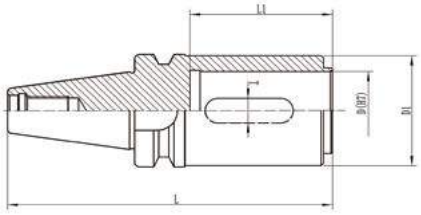

订货号 Order No.	型号 Model No.	D	D1	L1	L	T
CD111602.3032129	BT30–NJ32–129	32	45	56.5	128.9	10
CD111602.4032152	BT40–NJ32–152	32	58	58	152.4	10
CD111602.5032181	BT50–NJ32–181	32	58	58	199.8	10
CD111602.5032180	ISO50–NJ32–181	32	58	58	180.65	10
CD111602.6032118	HSK63A–NJ32–118	32	32	58	118	10

高精度、高寿命**自紧钻夹头**系列

High accuracy high durability keyless drill chuck

钻夹头综合特点

◆刀柄柄体材质: 20CrMnTi
硬度 :56–58HRC;
◆渗碳深度:＞ 0.8;
◆夹头和柄的一体式设计，可避免夹头与柄分离，提高可靠性和稳定性;
◆当钻孔时，稍微拧紧夹头，把持力加强与转矩增大，抓力明显增强，防止钻头移动;
◆采用表面涂层工艺，提高表面抗磨损能力，防锈、防腐效果更好，精度更稳定，表面更光滑外型更美观。

Advantage

◆Material:20CrMnTi,Hardness:56–58HRC；
◆Carbon depth:＞ 0.8；
◆Integrated design of the rob and chuck can avoid the rob and chuck separate, enhance reliability and stability;
◆Self–tightening, grasp the chuck slightly, when drilling, grasp force is enhancing with the torque increasing and develop obvious strong grasp force to prevent the drill remove;
◆Coating surface enhance surface hardness durability, anti–rust and anti–corrosion better, precision more stable, surface more smooth and appearance more nice.



CD1201-01高速高精度CPU钻夹头刀柄 CPU HIGH SPEED DRILL CHUCK HOLDER



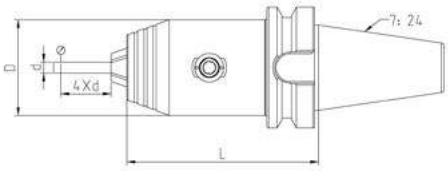

◇特点：

◎ 卡爪镀钛，提高耐磨性，刀柄整体防锈涂层处理。
◎刀柄一体式设计，整体做动平衡可达G6.3-12000rpm;G2.5-12000rpm;G2.5-18000rpm.
◎ 蜗轮蜗杆的结构自锁性强，安全性能高，精度更稳定，使用寿命长。

◇Features:

◎ Jaws titanium,improve the wear resistance,surface coating.
◎Balancing G6.3 12000rpm
G2.5 12000rpm G2.5 18000rpm.
◎High safety stable precision Strong self-locking worm gear .

订货号 Order No.	型号 Model No.	L	D	夹持范围(d)	综合精度
CD120101.3013096	BT30-CPU13-96	96	50	1-13	≤0.03
CD120101.4013096	BT40-CPU13-96				
CD120101.5013096	BT50-CPU13-96				
CD120101.4013104	CAT40-CPU13-104	104			
CD120101.5013104	CAT50-CPU13-104				
CD120101.4013088	SK40-CPU13-88	88			
CD120101.5013088	SK50-CPU13-88				
CD120101.6313095	HSK63A-CPU13-95	95			

CD1202-01 APU带柄自紧钻夹头刀柄 BT/NT APU DRILL CHUCK HOLDER



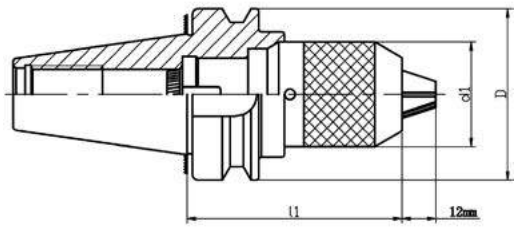

◇特点：
◎ 卡爪镀钛，提高耐磨性，整体涂层。
◎ 连接杆和夹头整合的设计，防止夹头和接杆意外的被分离。
◎ 具有高精度，高夹紧，高可靠性和稳定性。
◎ 具有自紧功能，轻轻夹紧钻头即可，在钻孔中随着扭矩的增加而同步增加夹持力，并能产生明显的高强度夹持力，从而防止钻头打滑。

◇Features:
◎Jaws titanium,improve the wear resistance,surface coating
◎ Integrated design of the rob and collet, can avoid the collet and rob separate;
◎High accuracy, strong grasp force, and high stability;
◎Self-tightening, grasp the collet slightly, when drilling, grasp force is enhancing with the torque increasing and develop. obvious strong grasp force to prevent the drill remove.

订货号 Order No.	型号 Model No.	L1	d1	D	KGS
CD120201.4013110	CBBT40-APU13-110	110	50	63	2.10
CD120201.5013115	CBBT50-APU13-115	115	50	100	4.8
CD120201.3008080	BT30-APU08-80	80	37	46	0.72
CD120201.3013110	BT30-APU13-110	110	50	46	1.85
CD120201.3016115	BT30-APU16-115	115	57	46	2.18
CD120201.4008085	BT40-APU08-85	85	37	63	1.46
CD120201.4013100	BT40-APU13-100	100	50	63	2.00
CD120201.4016105	BT40-APU16-105	105	57	100	2.33
CD120201.5008090	BT50-APU08-90	90	37	100	4.16
CD120201.5013100	BT50-APU13-100	100	50	100	4.70
CD120201.5013120	BT50-APU13-120	120	50	100	5.00
CD120201.5013180	BT50-APU13-180	180	50	100	5.80
CD120201.5016105	BT50-APU16-105	105	57	100	5.03
CD120201.5016190	BT50-APU16-190	190	57	100	6.00
CD120201.5016100	NT40-APU13-100	100	50	68	6.00
CD120201.5016110	NT40-APU16-110	110	57	68	6.00
CD120201.5016120	NT40-APU16-120	120	57	68	6.00

CD1202–02 CAT/SK APU带柄自紧钻夹头刀柄 APU DRILL CHUCK HOLDER



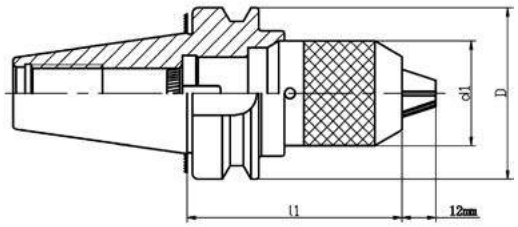

订货号 Order No.	型号 Model No.	L1	d1	D	KGS
CD120202.4008095	CAT40–APU5/16–3.75 "	3.75 "	1.65 "	2.5 "	1.85
CD120202.4013114	CAT40–APU1/2–4.75 "	4.75 "	2.13 "	2.5 "	2.10
CD120202.4016152	CAT40–APU5/8–6 "	6 "	2.44 "	2.5 "	2.95
CD120202.5008102	CAT50–APU5/16–4 "	4 "	1.65 "	3.875 "	2.10
CD120202.5013108	CAT50–APU1/2–4.25 "	4.25 "	2.13 "	3.875 "	2.85
CD120202.5016114	CAT50–APU5/8–4.5 "	4.5 "	2.44 "	3.575 "	3.45

订货号 Order No.	型号 Model No. d1–l1	l1	d1	D	KGS
CD1202102.3008080	SK30–APU08–80	80	37	50	0.60
CD1202102.3013120	SK30–APU13–120	120	50	50	1.45
CD1202102.3016125	SK30–APU16–125	125	57	50	1.78
CD1202102.4008080	SK40–APU08–80	80	42	63.55	1.78
CD1202102.4013105	SK40–APU13–105	105	54	63.55	2.33
CD1202102.4013135	SK40–APU13–135	135	54	63.55	2.63
CD1202102.4016125	SK40–APU16–125	125	62	63.55	2.83
CD1202102.4016150	SK40–APU16–150	150	62	63.55	3.18
CD1202102.5008080	SK50–APU08–80	80	42	97.5	2.33
CD1202102.5013100	SK50–APU13–100	100	54	97.5	2.63
CD1202102.5013120	SK50–APU13–120	120	54	97.5	2.83
CD1202102.5016100	SK50–APU16–100	100	62	97.5	3.15
CD1202102.5016120	SK50–APU16–120	120	62	97.5	3.25

CD1202–03 HSK APU带柄自紧钻夹头刀柄 APU DRILL CHUCK HOLDER



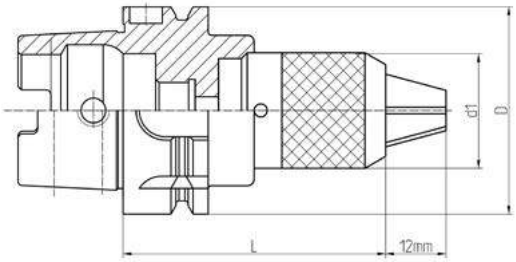

订货号Order No.	型号 Model No.	L	d1	D	KGS
CD120203.5013135	HSK50A–APU13–135	135	50	50	0.60
CD120203.6313135	HSK63A–APU13–135	135	50	63	1.45
CD120203.1013135	HSK100A–APU13–135	135	50	100	1.78

CD1202–04 APU带柄自紧钻夹头刀柄 APU DRILL CHUCK HOLDER

整体式自紧钻夹头Integrated keyless Drill chuck

◎ 附有夹头柄结构之设计，使得这更适合铣床及综合切削机。精密的机械工学和坚固耐用的组成确保了精度和使用耐力。
◎ The design of drill chuck make it more suitable for milling machine and integrated cutting machine Exact machinery and firmly components ensure the accuracy and endurance.
◎ 卡爪镀钛，提高耐磨性，整体涂层。
◎Jaws titanium,improve the wear resistance,surface coating



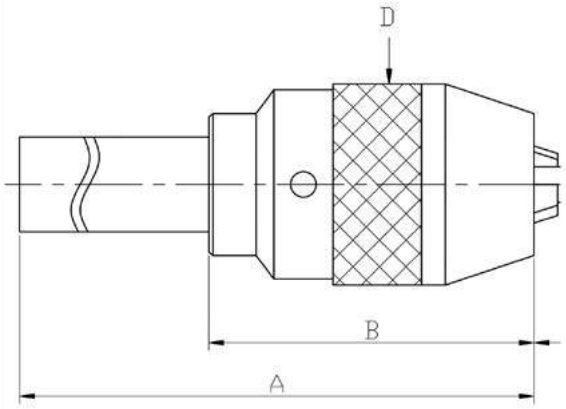



MTA:莫氏锥度柄 Morse taper shank

订货号 Order No.	型号 Model No.	夹持范围 Range		连接尺寸 Mounts	长度Length			KGS
		mm	inch		A	B	D (Outer)	
CD120204.0213080	JM0613H	1–13	1/64"–1/2"	MTA2	160	80	54	1
CD120204.0313080	JM0613H	1–13	1/64"–1/2"	MTA3	179	80	54	1.08
CD120204.0413081	JM0613H	1–13	1/64"–1/2"	MTA4	205	81	54	1.48
CD120204.0316082	JM0616H	1–16	1/64"–5/8"	MTA3	184	82	58	1.4
CD120204.0416082	JM0616H	1–16	1/64"–5/8"	MTA4	209	82	58	1.7

MTB:莫氏锥度柄 Morse taper shank

订货号 Order No.	型号 Model No.	夹持范围 Range		连接尺寸 Mounts	长度Length			KGS
		mm	inch		A	B	D (Outer)	
CD120204.0213081	JM0613H	1–13	1/64"–1/2"	MT2	160	80	54	1
CD120204.0313081	JM0613H	1–13	1/64"–1/2"	MT3	179	80	54	1.08
CD120204.0413082	JM0613H	1–13	1/64"–1/2"	MT4	205	81	54	1.48
CD120204.0316083	JM0616H	1–16	1/64"–5/8"	MT3	184	82	58	1.4
CD120204.0416083	JM0616H	1–16	1/64"–5/8"	MT4	209	82	58	1.7

CD1202–04 APU带柄自紧钻夹头刀柄 APU DRILL CHUCK HOLDER



C:直柄 C straight shank

订货号 Order No.	型号 Model No.	夹持范围 Range		连接尺寸 Mounts	长度Length			KGS
		mm	inch		A	B	D (Outer)	
CD120204.2013080	JM0713H	1–13	1/64"–1/2"	C20	140	80	54	0.98
CD120204.2513080	JM0713H	1–13	1/64"–1/2"	C25	160	80	54	1.12
CD120204.3213081	JM0713H	1–13	1/64"–1/2"	C32	161	81	54	1.37
CD120204.1913081	JM0713H	1–13	1/64"–1/2"	C3/4	161	81	54	1.37
CD120204.1613081	JM0713H	1–13	1/64"–1/2"	C5/8	161	81	54	1.37
CD120204.2016085	JM0716H	1–16	1/64"–5/8"	C20	145	85	58	1.33
CD120204.2516085	JM0716H	1–16	1/64"–5/8"	C25	165	85	58	1.48
CD120204.3216085	JM0716H	1–16	1/64"–5/8"	C32	165	85	58	1.66
CD120204.1916085	JM0716H	1–16	1/64"–5/8"	C3/4	165	85	58	1.66
CD120204.1616085	JM0716H	1–16	1/64"–5/8"	C5/8	165	85	58	1.66



R8柄 R8 taper shank

订货号 Order No.	型号 Model No.	夹持范围 Range		连接尺寸 Mounts	长度Length			KGS
		mm	inch		A	B	D (Outer)	
CD120204.0813081	JM0613H	1–13	1/64"–1/2"	R8	186	81	54	1.25
CD120204.0816085	JM0616H	1–16	1/64"–5/8"	R8	190	85	58	1.54



MT (Short)

订货号 Order No.	型号 Model No.	夹持范围 Range	连接方式 Connection	A	B	D
CD120204.0210070	BJ0110	1–10	MT2 (Short)	94	70	42
CD120204.0313082	BJ0113	1–13	MT3 (Short)	108	81.5	49
CD120204.0213082	BJ0113	1–13	MT2 (Short)	106	81.5	49
CD120204.0316088	BJ0116	1–16	MT3 (Short)	115	88	54

精度检验表 Precision Inspection Table

型号 Model No.	直径d	长度L	径向跳动MAX Run–out
0.2–8	4	35	0.08
	6	35	0.08
	8	50	0.08
0.2–10	5	35	0.05
	6	35	0.05
	10	58	0.05
0.2–13	6	55	0.05
	10	55	0.05
	13	75	0.05
0.2–16	6	55	0.05
	10	55	0.05
	16	80	0.05

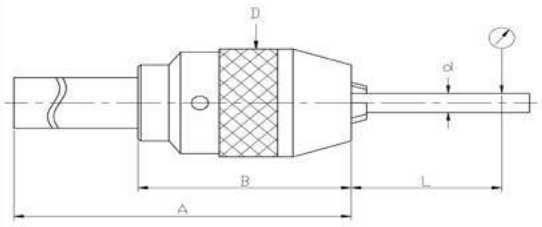

钻夹头系列 DRILL CHUCK

CD1203-01 自紧钻夹头 KEYLESS DRILL HOLDER



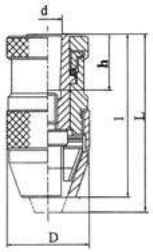

Fig1

重 型 Heavy

特点：
◇ 卡爪镀钛，整体涂层，提高耐磨性。
◇本产品执行中华人民共和国机械工业部JB4371.1~4371.3-99标准。
◇高精度，超强自紧式钻夹头，良好的刚性，持久耐用。
◇适用于加工中心，数控车床，镗床，铣床等机床。

Features:
◇Jaws titanium,improve the wear resistance,surface coating.
◇This product is in conformity with the standard of JB4371.1-4371.3-99 of the Mechanical En-gineering Ministry of China.
◇Hign precision super drill chucks,Good rigidity & Hign durability.
◇Suitable for Heavy duty & Extra heavy duty.For Machining center,Digital control machine-tool,Boring lathe and Milling machine.



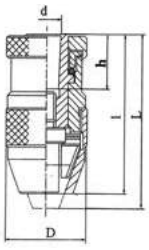

Fig2

轻 型Light

特点：
◇ 卡爪镀钛，整体涂层，提高耐磨性。
◇ 本产品执行中华人民共和国机械工业部JB4371.1~4371.3-99标准。
◇ 体积小，重量轻，操作安全，简便。
◇ 广泛适用于各类钻床，铣床，车床，镗床及手电工具。

Features:
◇Jaws titanium,improve the wear resistance,surface coating.
◇This product is in conformity with the standard of JB4371.1-4371.3-99 of the Mechanical En-gineering Ministry of China.
◇Small volume,Little weight,Extremely safe and Easy operation.
◇For Various drill machines,Milling machine,Lathe,Boring Lathe and Electric hand tool.

主要技术参数 MAIN SPECIFICATIONS

订货号 Order No.	型号 Model No.	夹特范围 Range	锥孔号 Taper	Fig	d	h	D	L	l
CD120301.0004045	J0106	0.3~4	JT0	Fig1	6.350	11.112	φ28	50	45
CD120301.1006061		0.5~6	B10		10.094	14.5	φ35	67	61
CD120301.1206061			B12		12.065	18.5			
CD120301.0006061		1/64 " ~1/4 "	JT0		6.350	11.112			
CD120301.0106061			JT1		9.754	16.669			
CD120301.1208084	J0108	0.5~8	B12	Fig1	12.065	18.5	φ42	91	84
CD120301.1208078				Fig2				86	78
CD120301.1608084			B16	Fig1	15.733	24.0		91	84
CD120301.1608078				Fig2				86	78
CD120301.0208084		1/64 " ~5/16 "	JT2	Fig1	14.199	22.225		91	84
CD120301.0208078				Fig2				86	78
CD120301.3308084			JT33	Fig1	15.850	25.400		91	84
CD120301.3308078				Fig2				86	78
CD120301.1210084	J0110H	1~10	B12	Fig1	12.065	18.5		91	84
CD120301.1210078				Fig2				86	78
CD120301.1610084			B16	Fig1	15.733	24.000		91	84
CD120301.1610078				Fig2				86	78
CD120301.0210084		1/32 " ~3/8 "	JT2	Fig1	14.199	22.225		91	84
CD120301.0310078				Fig2				86	78
CD120301.3310084			JT33	Fig1	15.850	25.400		91	84
CD120301.3310078				Fig2				86	78
CD120301.1213097	J0113H	1~13	B12	Fig1	12.065	18.5	φ48	106	97
CD120301.1213088				Fig2			φ44	97	88
CD120301.1613097			B16	Fig1	15.733	24.0	φ48	106	97
CD120301.1613088				Fig2			φ44	97	88
CD120301.0213097		1/32 " ~1/2 "	JT2	Fig1	14.199	22.225	φ48	106	97
CD120301.0213088				Fig2			φ44	97	88
CD120301.3313097			JT33	Fig1	15.850	25.400	φ48	106	97
CD120301.0613088				Fig2			φ44	97	88
CD120301.0613097		1/32 " ~1/2 "	JT6	Fig1	17.170	25.400	φ48	106	97
CD120301.1616101	J0116H	1~16	B16	Fig1	15.733	24.0	φ53	109	101
CD120301.1616092				Fig2			φ48	102	92
CD120301.1816101		3~16	B18	Fig1	17.780	32.0	φ53	109	101
CD120301.1816098				Fig2			φ48	108	98
CD120301.0616101		1/32 " ~5/8 "	JT6	Fig1	17.170	25.400	φ53	109	101
CD120301.0316101		1/8 " ~5/8 "	JT3	Fig1	20.599	30.956	φ53	109	101
CD120301.0316098				Fig2			φ48	108	98
CD120301.0616092			JT6	Fig2	17.170	25.4000	φ48	102	92
CD120301.2220119	J0120H	5~20	B22	Fig1	21.793	40.5	φ62	129	119
CD120301.2220103				Fig2	21.3	30.5	φ53	115	103
CD120301.0319119		3/16 " ~3/4 "	JT3	Fig1	20.599	30.956	φ62	129	119
CD120301.0319103				Fig2			φ53	115	103

精度检验 precision inspection

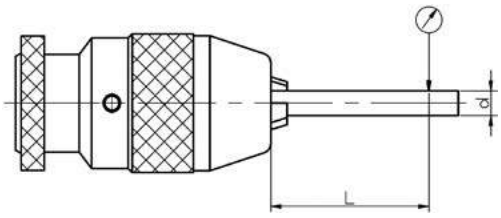

夹特范围 Range	直径d（mm）	L(mm)	径向跳动 Run out		力矩 N.M
			M级	P级	
0.2–8	4	45	0.05	0.1	4
	8	80			
0.2–10	5	60			6
	10	95			
0.2–13	6	65			12
	13	105			
0.2–16	8	80			14
	16	110			

CD1204–01 扳手钻夹头 KEY TYPE DRILL HOLDER

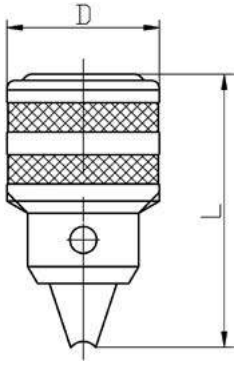



◎ 适合中、重型钻削
◎ 应用于铣床、车床、钻床、木工机械
◎ 能够承受高速切削
◎外观发黑或涂层处理

◎ Suitable for medium、heavy duty drilling use
◎ For milling machine、lathe、drilling machine、wood working machine
◎ High speed drilling can be performed for possessing high griping power
◎Black appearance or coating process

圆锥连接 MORSE TAPER MOUNT							
订货号 Order No.	型号 Model No.	夹特范围 Range		锥孔 Taper	D	L	KGS
		mm	Inch	Mount			
CD120401.0106049	J226	0.6–6	1/64–1/4	JT1	31.0	49	0.125
CD120401.0210070	J2210	1.0–10	1/31–3/8	JT2	42.5	70	0.335
CD120401.3313086	J2213	1.0–13	1/32–1/2	JT33	53.0	86	0.620
CD120401.0613086				JT6			
CD120401.0316086	J2616	3.0–16	1/8–5/8	JT3			
CD120401.3316086				JT33			
CD120401.0616086				JT6			
CD120401.0316093	J2216	1.0–16	1/32–5/8	JT3	57	93	0.800
CD120401.0319110	J2220	5.0–20	3/16–3/4	JT3	65.3	110	1.185
CD120401.1209070	J2110	1.0–10	1/32–3/8	B12	42.5	70	0.335
CD120401.1613086	J2113	1.0–13	1/32–1/2	B16	53.0	86	0.620
CD120401.1616086	J2516	3.0–16	1/8–5/8	B16			
CD120401.1816086				B18			
CD120401.1616093	J2116	1.0–16	1/32–5/8	B16	57	93	0.800
CD120401.1816093				B18			
CD120401.2220110	J2120	5.0–2.0	3/16–3/4	B22	65.3	110	1.185

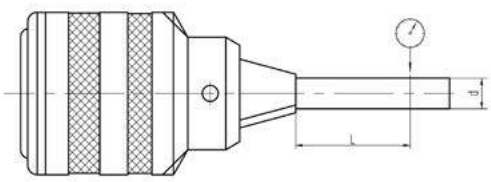

夹特范围 Range	直径d（mm）	L(mm)	径向跳动 Run out	
			M级	P级
0.6–6	3	45	0.05	0.12
	6	80		
1–10	5	60		
	10	95		
1–13	6	65		
	13	105		
3–16	8	80		
	16	110		
5–20	10	100		
	20	130		

高速、高精度 、高寿命拉钉系列

High Speed High accuracy High durability pull stud

特点：

◆材质：20CrMnTi;

◆渗碳深度:＞ 0.8;

◆头部硬度：54–57HRC;

◆螺纹及其它部位硬度较低：35±5HRC，（保护柄螺纹,核心硬度可以抵御冲击）;

◆深冷处理和热时效处理可减少残余应力，提高耐用性和精度稳定性;

◆采用表面涂层工艺，提高表面抗磨损能力，防锈、防腐效果更好，精度更稳定，表面更光滑外型更美观。

◆Material：20CrMnTi;

◆Carbon depth:＞ 0.8;

◆Head hardness：54–57HRC;

◆Thread hardness is a little low ;35±5HRC（ Protect shank thread，core hardness can resist hit）;

◆Cryogenic treatment and thermal aging treatment can reduce the inner residual stress, improve durability and precision stability;

◆Appearance Electroless plating process improve surface hardness durability, cleanness, precision stability, the surface is more smooth, anti–rust and anti–corrosion is better, feel comfortable and surface is more nice.



CD1301–01 BT（MAS 403）拉钉 BT（MAS 403） PULL STUD



Fig1

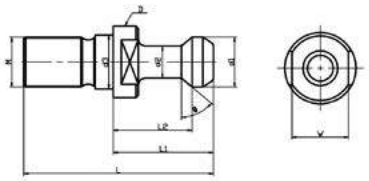

Fig2
中心出水 COOLANT

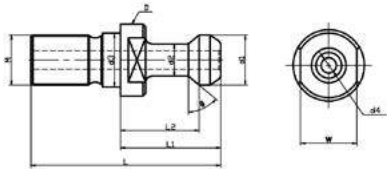

订货号 Order No.	型号 Model No.	Fig.	L	M	D	S	d1	L1	L2	d2	d3	θ	d4
CD130101.3045000	BT30– θ	Fig1	43	12	16.5	13	11	23	18	7	12.5	45°	–
CD130101.3060000		Fig1	43	12	16.5	13	11	23	18	7	12.5	60°	–
CD130101.309000		Fig1	43	12	16.5	13	11	23	18	7	12.5	90°	–
CD130101.3045025		Fig2	43	12	16.5	13	11	23	18	7	12.5	45°	2.5
CD130101.3060025		Fig2	43	12	16.5	13	11	23	18	7	12.5	60°	2.5
CD130101.3090025		Fig2	43	12	16.5	13	11	23	18	7	12.5	90°	2.5
CD130101.4045000	BT40– θ	Fig1	60	16	23	19	15	35	28	10	17	45°	–
CD130101.4060000		Fig1	60	16	23	19	15	35	28	10	17	60°	–
CD130101.4090000		Fig1	60	16	23	19	15	35	28	10	17	90°	–
CD130101.4045040		Fig2	60	16	23	19	15	35	28	10	17	45°	4
CD130101.4060040		Fig2	60	16	23	19	15	35	28	10	17	60°	4
CD130101.4090040		Fig2	60	16	23	19	15	35	28	10	17	90°	4
CD130101.4045070	BT40–MAZAK	Fig2	44.1	16	22	19	18.8	19.1	14.02	12.45	17	45°	7
CD130101.5045000	BT50– θ	Fig1	85	24	38	30	23	45	35	17	25	45°	–
CD130101.5060000		Fig1	85	24	38	30	23	45	35	17	25	60°	–
CD130101.5090000		Fig1	85	24	38	30	23	45	35	17	25	90°	–
CD130101.5045060		Fig2	85	24	38	30	23	45	35	17	25	45°	6
CD130101.5060060		Fig2	85	24	38	30	23	45	35	17	25	60°	6
CD130101.5090060		Fig2	85	24	38	30	23	45	35	17	25	90°	6
CD130101.5045100	BT50–MAZAK	Fig2	65.2	24	37	30	29	25.2	17.7	20.83	25	45°	10

拉钉系列 PULL STUD

CD1301–02 DIN69872A/B–拉钉 PULL STUD



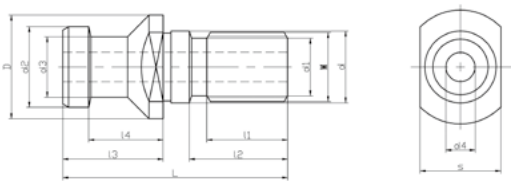

A Type

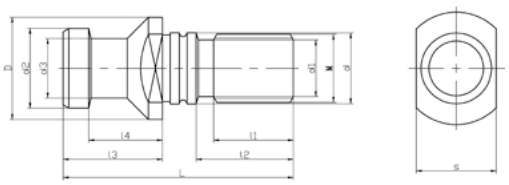

B Type

订货号 Order No.	型号 Model No.	Size	L	D	d	d1	d2	d3	d4	M	L1	L2	L3	L4	W
CD130102.3015044	DIN69872–A	30	44	17	13	10	13	9	3	M12	10	15	24	19	14
CD130102.4015054		40	54	23	17	13.5	19	14	7	M16	15	21	26	20	19
CD130102.4015085			85			8.5			4	M10	10	52			
CD130102.4015110			110			10			7	M16	12	77			
CD130102.4015086			86			13.5					15	53			
CD130102.4015111			111									78			
CD130102.4015108			108									75			
CD130102.5015074		50	74	36	25	20	28	21	11.5	M24	23	30	34	25	30
CD130102.5015110			110			16.5			7	M20		66			
CD130102.3015013	DIN69872–B	30	44	17	13	10	13	9	–	M12	10	15	24	19	14
CD130102.4015017		40	54	23	17	13.5	19	14		M16	15	21	26	20	19
CD130102.5015025		50	74	36	25	20	28	21		M24	23	30	34	25	30

CD1301–03 ISO 7388A/B–拉钉 PULL STUD



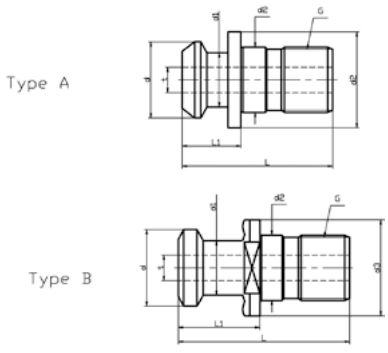

订货号 Order No.	型号 Model No.	TYPE	L	d	d1	d2	d3	t	G
CD130103.3013044	ISO7388/2–P12D	A	44	12	8	13	18	–	M12
CD130103.3013027		B	27	13.3	9.3				
CD130103.4017054	ISO7388/2–P16D	A	54	19	14	17	23	7.5	M16
CD130103.4017045		B	44.5	18.95	12.95				
CD130103.5025074	ISO7388/2–P24D	A	74	28	21	25	36	11.5	M24
CD130103.5025066		B	65.5	29.1	19.6				

CD1301–04 CAT40/50–拉钉 PULL STUD



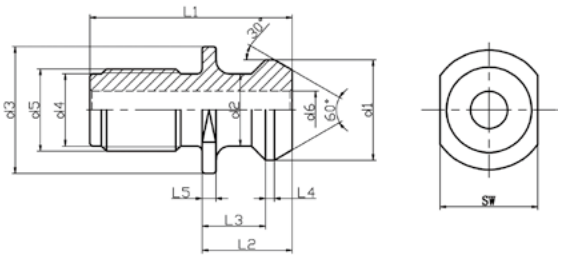

订货号 Order No.	型号 Model No.	d1	d2	d3	d4	d5 UNC	d6	L1	L2	L3	SW	KGS
CD130104.3045012	CAT30–45°	0.52 "	0.385 "	0.65 "	0.385 "	1/2 " –13	–	1.1 "	0.46 "	0.32 "	0.53 "	0.03 "
CD130104.4045016	CAT40–45°	0.74 "	0.49 "	0.94 "	0.49 "	5/8 " –11	–	1.5 "	0.64 "	0.44 "	0.75 "	0.04 "
CD130104.5045025	CAT50–45°	1.14 "	0.82 "	1.44 "	0.82 "	1 " –8	–	2.3 "	1 "	0.7 "	1.25 "	0.16 "
CD130104.4045007	CAT40–45° W	0.74 "	0.49 "	0.94 "	0.49 "	5/8 " –11	0.281 "	1.5 "	0.64 "	0.44 "	0.75 "	0.03 "
CD130104.5045012	CAT50–45° W	1.14 "	0.82 "	1.44 "	0.82 "	1 " –8	0.468 "	2.3 "	1 "	0.7 "	1.25 "	0.15 "

CD1301–05 JIS B6339 PULL STUD



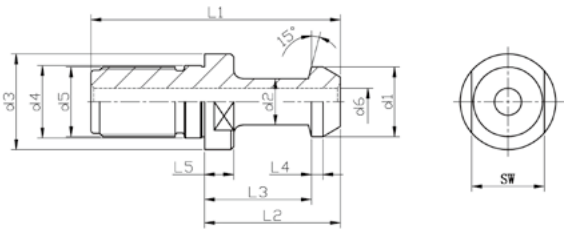

订货号 Order No.	型号 Model No.	d1	d2	d3	d4	d5	d6	L1	L2	L3	L4	L5	SW	KGS
CD130105.3015016	30P	12	8	16.5	12.5	M12	–	43	23.4	18.4	3	5	13	0.03
CD130105.4015023	40P	19	14	23	17	M16	7	54	29	23	3	7	19	0.08
CD130105.5015038	50P	28	21	38	25	M24	10	74	34	25	5	7	30	0.24

CD1301-06 SR 拉钉 (ST刀柄专用拉钉) SR PULL STUD



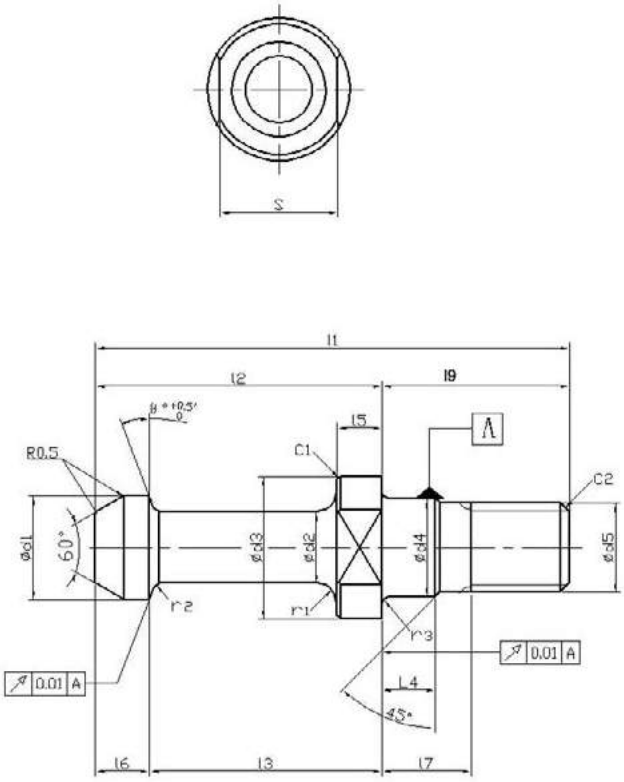

订货号 Order No.	型号 Model No.	l_1	d_4 h_7	d_5 6_g	C_2	r_3 (Max)	l_4	l_7	$d_{3-0.1}^{0}$	r_1	$l_{5-0.1}^{0}$	$s_{0-0.2}^{0}$	C_1
CD130106.0555235	S5R	23.5	5.5	M5	0.5	0.4	3	5	8	1	2.5	7	0.2
CD130106.1065265	S10R	26.5	6.5	M6	0.5	0.4	3	5	10	1.5	3	8	0.3
CD130106.1585320	S15R	32	8.5	M8	1	0.5	4	6	12	1.5	3.5	10	0.4
CD130106.2085345	S20R	34.5	8.5	M8	1	0.5	4	6	14	1.8	4	10	0.5
CD130106.2510540	S25R	40	10.5	M10	1	0.5	4	7	15.5	2	4.5	13	0.5

型号 Model No.	$d_{1-0.1}^{0}$	$d_{2-0.1}^{0}$	$l_{2-0.1}^{0}$	$l_{3-0.1}^{0}$	l_6	r_2	θ		l_3-l_5	l_9	CHUCK
							1形	2形			
S5R	5.8	4	13.5	10.5	1.4	0.3	+0.5° 0 15°	+0.5° 0 0°	8	10	S5T
S10R	7	5	15.5	12	1.6	0.3			9	11	S10T
S15R	8.3	6	18	14	1.9	0.4			10.5	14	S15T
S20R	9.5	7	20.5	16	2.1	0.4			12	14	S20T
S25R	10.8	8	23	18	2.3	0.5			13.5	17	S25T

CD1301–07 ISO雕刻机用拉钉 PULL STUD FOR CARVING MACHINE

订货号 Order No.	型号 Model No.	D	d	d1	d2	L	l1	l2	W	M
CD130107.2015009	ISO20	11.4	9	6	8.5	26	12	9	10	M8X1.25
CD130107.2515010	ISO25	12	10	7	9	32	16	11.6	10	M8X1.25
CD130107.3015013	ISO30	17	13	9	13	45	24	19	14	M12X1.75

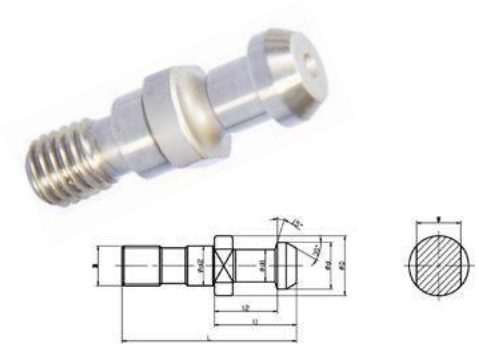

CD1301–08 无扁尾莫氏圆锥孔刀柄加长拉钉
PULL STUD FOR MORSE TAPER WITHOUT TANG

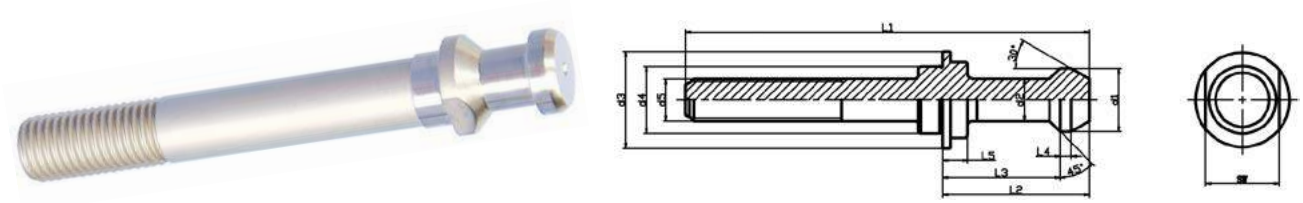

MAS 403–1975

订货号 Order No.	型号 Model No.	d1	d2	d3	d4	d5	L1	L2	L3	L4	L5	SW	KGS
CD130108.4045010	BT40–45°	15	10	23	17	M10	115	35	28	2.7	6	19	0.14
CD130108.4045012	BT40–45°					M12							
CD130108.4045014	BT40–45°					M14							
CD130108.4045016	BT40–45°					M16							
CD130108.4060012	BT40–60°					M12							
CD130108.4060016	BT40–60°					M16							
CD130108.5045020	BT50–45°	23	17	38	25	M20	170	45	35	5	10	30	0.42

JIS B6339

订货号 Order No.	型号 Model No.	d1	d2	d3	d4	d5	d6	L1	L2	L3	L4	L5	SW	KGS
CD130108.4045110	40P–110	19	14	23	17	M12	–	110	29	23	3	7	19	0.15
CD130108.4045115	40P–115					M16		115						

ISO 7388/2 A

订货号 Order No.	型号 Model No.	d1	d2	d3	d4	d5	d6	L1	L2	L3	L4	L5	SW	KGS
CD130108.4045119	LDA40–110	19	14	23	17	M12	–	110	25	20	4	4	19	0.15
CD130108.4045116	LDA40–116					M16		116						

ISO 7388/2 B

订货号 Order No.	型号 Model No.	d1	d2	d3	d4	d5	d6	L1	L2	L3	L4	L5	SW	KGS
CD130108.4045100	LDB40–110	18.95	12.95	23	17	M12	–	100	16.4	11.5	1.75	3.25	19	0.15
CD130108.4045106	LDB40–106					M16		106						

CD1301–09 BT–CAT 美制螺纹拉钉 BT–CAT INCH THREAD PULL STUD



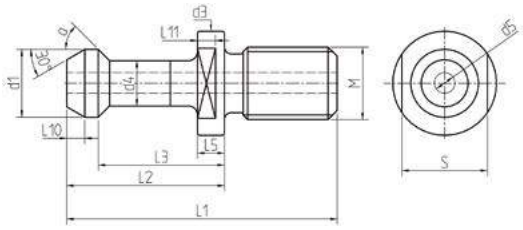

订货号 Order No.	型号 Model No.	d1	d3	d4	d5	M	L1	L2	L3	L5	L10	L11	S	α
CD130109.4045000	BT40–45° –CAT	15	23	10	–	0.625" – 11UNC	57	32.15	25.15	6	4	4	19	45°
CD130109.4045004	BT40–45° –CAT	15			4									
CD130109.4060000	BT40–60° –CAT	15			–									60°
CD130109.4060004	BT40–60° –CAT	15			4									
CD130109.4090000	BT40–90° –CAT	15			–									90°
CD130109.4090004	BT40–90° –CAT	15			4									
CD130109.5045000	BT50–45° –CAT	23	38	17	–	1" – 8UNC	78.22	45.2	35.2	10	5	8	30	45°
CD130109.5045085	BT50–45° –CAT	23			8.5									
CD130109.5060000	BT50–60° –CAT	23			–									60°
CD130109.5060085	BT50–60° –CAT	23			8.5									
CD130109.5090000	BT50–90° –CAT	23			–									90°
CD130109.5090085	BT50–90° –CAT	23			8.5									

CD1301–10 CAT–JT公制螺纹拉钉 CAT–JT METRIC THREAD PULL STUD



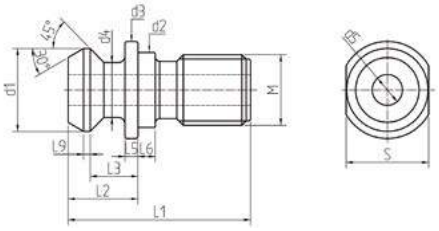

订货号 Order No.	型号 Model No.	d1	d2	d3	d4	d5	M	L1	L2	L3	L5	L6	L9	S
CD130110.4045000	CAT40–45° –JT	18.80	17	22	12.45	–	M16	41.11	16.11	11.03	3	4	1.52	19.05
CD130110.4045007	CAT40–45° –JT					7								

CD1301–11 CAT–MAZAK UPGRADED PULL STUD CAT–MAZAK



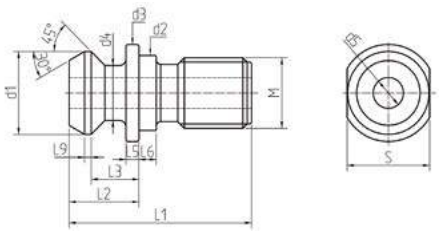

订货号 Order No.	型号 Model No.	d1	d2	d3	d4	d5	M	L1	L2	L3	L5	L6	L9	S
CD130111.4050000	CAT40–45°	18.80	16.28	22	12.45	–	0.625 " – 11UNC	41.26	16.26	11.18	3	4	1.52	19.05
CD130111.4050007	CAT40–45°					7								
对应英制尺寸inch		0.740	0.641	0.866	0.490	0.276	–	1.624	0.640	0.440	0.118	0.157	0.06	0.75
CD130111.5045000	CAT50–45°	28.96	26.18	35.56	20.83	–	1 " – 11UNC	58.5	25.4	17.78	5	5.5	2.54	30.15
CD130111.5045010	CAT50–45°					10								
对应英制尺寸inch		1.140	1.031	1.40	0.820	0.394	–	2.303	1.000	0.700	0.197	0.217	0.10	1.187

高精度、高寿命攻丝刀柄系列

High accuracy high durability tapping chuck

特点：

◆材质：20CrMnTi；
◆渗碳深度:＞ 0.8；
◆ 硬度：56-60HRC；
◆柄体锥度等级等级按 ≤AT3；
◆攻丝夹头具有螺距补偿装置在前，后，攻丝夹头具有转矩过载保护装置，防止丝锥折断
◆夹头有不同直径可以通过调整螺母，得到不同的滑动力矩；
◆深冷处理
所有的数控刀柄都进行长时间深冷处理使残余奥氏体向马氏体和纳米碳化物颗粒沉淀，提高刀柄硬度，韧性和耐久性，降低残余内应力；
◆热时效处理
长时间的热时效处理有效去除磨加工时的残余内应力。
◆提供两种外观:喷砂外观和涂层处理。

Comprehensive features of tapping chuck

◆Material 20CrMnTi;
◆Carbon depth>0.8 ;
◆Hardness 56-60HRC;
◆Tapper tolerance：≤AT3，High precision connection of the shank
◆Tapping chuck has pitch compensate device in the front and at the end, tapping collet has torque overload protection device to prevent tap breaking;
◆Tap with different Dia can get different slip torque by adjusting the nut;
◆cryogenic treatment：
All of the CNC chucks are processed long time sub-zero treatment Make the residual austenite into martensite and precipitate of nano-sized carbide particles, enhance chucks hardness, toughness durability, and reduce the residual internal stress.
◆Thermal aging treatment：
Long time thermal aging treatment can get rid of the residual internal stress in grinding process.
◆Provide 2 kinds appearance : Sand-blasting and nickel coating process.



攻丝夹头系列 TAPPING CHUCK SERIES

CD1401–01 BT、SK(DIN69871)、NT G型攻丝夹头刀柄
BT、SK(DIN69871)、NT TAP HOLDER ADAPTER

订货号 Order No.	型号 Model No.	攻牙范围 Gripl range	D	d	L	L1	L2	T	筒夹型号 Collet
CD140101.3003141	BT30–G3	M3–M12	46	19	141	87.6	20	M12	G3
CD140101.4003153	BT40–G3		63		153	92.6	25	M16	
CD140101.5003199	BT50–G3		100		199	97.2	35	M24	
CD140101.4012200	BT40–G12	M12–M24	63	30	200	134.6	25	M16	G12
CD140101.5012246	BT50–G12		100		246	142.2	35	M24	
CD140101.5024276	BT50–G24	M24–M42	100	45	276	174.2		M24	G24
CD140101.3003137	SK30–G3	M3–M12	50	19	137	78.5	15.9	M12	G3
CD140101.4003144	SK40–G3		63.55		144	83.5		M16	
CD140101.5003180	SK50–G3		97.50		180	88.5		M24	
CD140101.4012191	SK40–G12	M12–M24	63.55	30	191	125.5		M16	G12
CD140101.5012227	SK50–G12		97.50		227	125.5		M24	
CD140101.5024257	SK50–G24	M24–M42	97.50	45	257	155.1		M24	G24
CD140101.3003149	NT30–G3	M3–M12	50	19	149	100.6	8	M12	G3
CD140101.4003166	NT40–G3		63		166	100.6	10	M16	
CD140101.5003201	NT50–G3		100		201	102.6	12	M24	
CD140101.4012213	NT40–G12	M12–M24	63	30	213	147.6	10	M16	G12
CD140101.5012248	NT50–G12		100		248	149.6	12	M24	
CD140101.5024278	NT50–G24	M24–M42	100	45	278	176.6		M24	G24



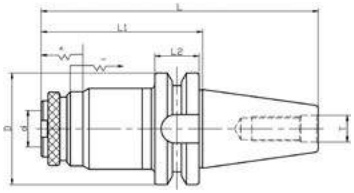

◎ 具有扭矩过载保护装置，防止丝锥断裂
◎ 具有张力和弹力的丝锥刀柄
◎ 刀具更换简便快捷
◎With torque overload protection device to prevent tap break
◎With tension and elasticity
◎Easier to change the insert

CD1401–02 G型扭矩保护攻丝夹头 REVERSIBLE TAPPING CHUCK TYPE G



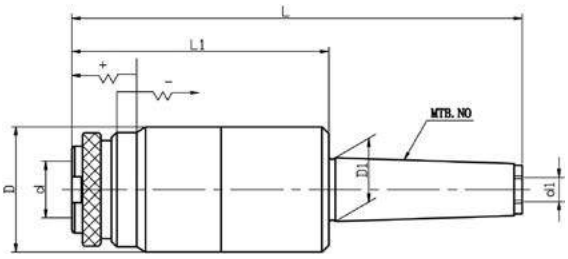

订货号 Order No.	型号 Model No.	攻牙范围 Gripl range	D	d	L	L1	D1	筒夹型号 Collet
CD140102.0203169	MTA2–G3	M3–M12	46	19	169	89	17.78	G3
CD140102.0303188	MTA3–G3				188		23.825	
CD140102.0403213	MTA4–G3				213		31.267	
CD140102.0312219	MTA3–G12	M12–M24	66	30	219	120	23.825	G12
CD140102.0412244	MTA4–G12				244		31.267	
CD140102.0524296	MTA5–G24	M24–M42	92	45	296	140	44.399	G24
CD140102.0303176	MTB3–G3	M3–M12	46	19	176	89	23.825	G3
CD140102.0403199	MTB4–G3				199		31.267	
CD140102.0312206	MTB3–G12	M12–M24	66	30	206	120	23.825	G12
CD140102.0412229	MTB4–G12				229		31.267	
CD140102.2003149	C20–50–G3	M3–M12	46	19	149	89	20	G3
CD140102.2003189	C20–100–G3				189			
CD140102.2503149	C25–50–G3				149		25	
CD140102.2503189	C25–100–G3				189			
CD140102.2512220	C25–100–G12	M12–M24	66	30	220	120	25	G12
CD140102.3212220	C32–100–G12				220		32	

CD1402–01 快换式攻丝筒夹 QUICK CHANGE COLLET

伸缩型 Flexible type

型号 Model No.	Range 攻牙范围	D1	D2	L	L1
G3	M3–M12	19	36	61	17.5
G12	M12–M24	30	58	82	30.5
G24	M24–M42	45	84	118	40



Fig1

刚性型 Rigidity type

型号 Model No.	Range 攻牙范围	D1	D2	L	L1
G3	M3–M12	19	34	34.5	17.5
G12	M12–M24	30	50	47	30.5
G24	M24–M42	45	72	62	40


Fig2

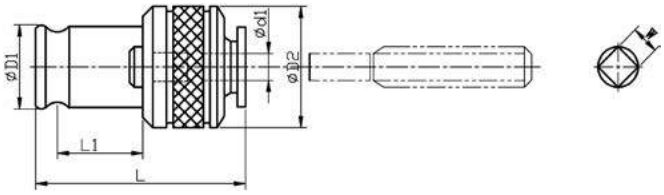

型号 Type G3:

订货号 Order No.	d1	W□	d2	通用标准
CD140201.0322180	2.24	1.8	M3	ISO529
CD140201.0325021	2.5	2.1	M3.5	DIN376
CD140201.0325020	2.5	2.0	M3.5	ISO529
CD140201.0328021	2.8	2.1	M4	DIN376
CD140201.0330025	3	2.5	M2	JIS
CD140201.0332025	3.15		M3	ISO
			M4	ISO
CD140201.0335027	3.5	2.7	M3	DIN371
			M5	DIN376
CD140201.0336028	3.55	2.8	M3.5	ISO
			M4.5	ISO
CD140201.0340030	4	3	M3.5	DIN371
CD140201.0340032	4	3.2	M3	JIS
	4	3.2	1/8	英制
CD140201.0340032		3.15	M4	ISO
			M5	ISO
CD140201.0345034	4.5	3.4	M4	DIN371
			M6	DIN376
CD140201.0345036	4.5	3.55	M6	ISO
CD140201.0350040	5	4	M4	JIS
			5/32	英制
			M4.5	JIS
			M5	ISO
CD140201.0355043	5.5	4.3	M7	DIN376
CD140201.0355045	5.5	4.5	M5	JIS
			3/16	英制
			M5.5	JIS

型号 Type G3:

订货号 Order No.	d1	W□	d2	通用标准
CD140201.0360045	6	4.5	M6	JIS
			1/4	英制
CD140201.0360049	6	4.9	M5	DIN371
			M6	DIN371
			M8	DIN376
CD140201.0361050	6.1	5	5/16	英制
CD140201.0362050	6.2	5	M7	JIS
			M8	JIS
CD140201.0363050	6.3	5	M6	ISO
			M8	ISO
CD140201.0370055	7	5.5	M9	JIS
			M10	JIS
			M10	DIN376
			3/8	英制
CD140201.0380060	8	6	M11	JIS
			7/16	英制
CD140201.0380062	8	6.2	M8	DIN371
CD140201.0380063	8	6.3	M8	ISO
		6.3	M10	ISO
CD140201.0385065	8.5	6.5	M12	JIS
CD140201.0390070	9	7	M12	DIN376
CD140201.0390071	9	7.1	M12	ISO
				英制

◇ 订购时确认筒夹为扭力攻丝筒夹Fig1或刚性攻丝筒夹Fig2以及攻丝筒夹的柄径d1和四角孔w
◇ Quick change tap collet Notice: Before order, please affirm the type is fig1 or fig2, and the d1 and w.

攻丝夹头系列 TAPPING CHUCK SERIES

CD1402–01 快换式攻丝筒夹 QUICK CHANGE COLLET



型号 Type G12:

订货号 Order No.	d1	W □	d2	通用标准
CD140201.1285065	8.5	6.5	M12	JIS
CD140201.1290070	9	7	M12	DIN376
CD140201.1290071	9	7.1	M12	ISO
			1/2	英制
CD140201.1210080	10	8	M10	ISO
			M10	DIN371
CD140201.1211080	10.5	8	M14	JIS
			9/16	英制
			M15	JIS
CD140201.1210090	11	9	M14	DIN376
CD140201.1211090	11.2	9	M14	ISO
CD140201.1212090	12	9	M16	DIN376
			5/8	英制
CD140201.1213100	12.5	10	M16	ISO
			M16	JIS
CD140201.1213100	13	10	M17	JIS
CD140201.1214110	14	11	M18	JIS
			3/4	英制
			M18	DIN376
CD140201.1214112	14	11.2	M18	ISO
			M20	ISO
CD140201.1215120	15	12	M20	JIS
CD140201.1216120	16	12	M20	DIN376
CD140201.1216125	16	12.5	M22	ISO
CD140201.1217130	17	13	M22	JIS
			7/8	英制
CD140201.1218145	18	14.5	M22	DIN376
			M24	DIN376
CD140201.1218140	18	14	M24	ISO
CD140201.1219150	19	15	M24	JIS
			M25	JIS

型号 Type G24:

订货号 Order No.	d1	W □	d2	通用标准
CD140201.2418145	18	14.5	M22	DIN376
			M24	DIN376
CD140201.2418140	18	14	M24	ISO
CD140201.2419150	19	15	M24	JIS
			M25	JIS
CD140201.2420150	20		M26	JIS
			M27	JIS
			1 “	英制
CD140201.2421170	21	17	M28	JIS
CD140201.2422180	22	18	M30	DIN376
CD140201.2422180	22.4	18	M33	ISO
CD140201.2423170	23	17	M30	JIS
CD140201.2425190	25	19	M33	JIS
CD140201.2425200	25	20	M36	ISO
CD140201.2428210	28	21	M36	JIS
CD140201.2428224	28	22.4	M39	ISO
			M42	ISO

◇ 订购时确认筒夹为扭力攻丝筒夹Fig1或刚性攻丝筒夹Fig2以及攻丝筒夹的柄径d1和四角孔w
◇ Quick change tap collet Notice: Before order, please affirm the type is fig1 or fig2, and the d1 and w.

高速、高精度、高寿命顶尖系列

High speed high accuracy high durability live centers

顶尖综合特点

◆材质：轴承钢GCr15;
◆硬度：58–62HRC；高刚性和耐久性;
◆精度：≤5u，转速最高可达12000rpm,
◆顶尖采用精确匹配的角接触球轴承和滚子轴承集成，确保高同心精度;
◆密封环在前端防尘和防水,可以避免冷却剂影响轴承,延长的顶尖使用寿命;
◆深冷处理
所有的数控顶尖都进行长时间深冷处理使残余奥氏体向马氏体和纳米碳化物颗粒沉淀，提高卡盘的硬度，韧性和耐久性，降低残余内应力。
◆热时效处理
长时间的热时效处理有效去除磨加工时的残余内应力。

Comprehensive features of live center

◆Material: Mandrel use bearing stell GCr15;
◆Hardness 58–62HRC; High rigidity and high durability;
◆Precision：≤5u，High speed12000rpm;
◆Live center adopts precision matched angular contact bearing and integrate with roller bearing, ensure high concentric precision;
◆Sealing ring at the front end is dust proof and water proof, can avoid coolant influence the bearing,prolong the life of the live center;
◆cryogenic treatment
Make the residual austenite into martensite and precipitate of nano–sized carbide particles, enhance chucks hardness, toughness durability, and reduce the residual internal stress.
◆Thermal aging treatment
Long time thermal aging treatment can get rid of the residual internal stress in grinding process.



CD1501–01 精密高速回转顶尖（数控机床专用）
PRECISION HIGH SPEED LIVE CENTER (CNC MACHINE TOOLS)



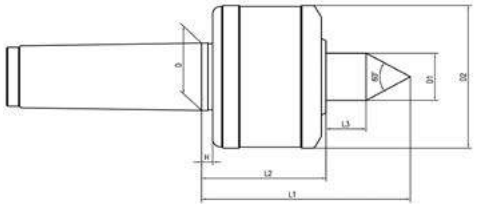

订货号 Order No.	型号 Model No.	技术数据 Technolog parameter									Trecision	SPEED r.min^{-1}	KGS
		D	D1	D2	H	a	L	L1	L2	L3			
CD150101.0220080	MT2	17.78	20	43	6	60°	150	80	54	14	0.003	8000	0.85
CD150101.0322094	MT3	23.825	22	53	6.5		175	94	54	16		8000	1.3
CD150101.0428116	MT4	31.267	28	63	8.5		218	116	65	18		6000	2.1
CD150101.0538132	MT5	44.399	38	83	8.5		267	132	78	20		5000	4.7

CD1501–02 精密重型回转顶尖（数控机床专用）
PRECISION HEAVY LIVE CENTER (CNC MACHINE TOOLS)



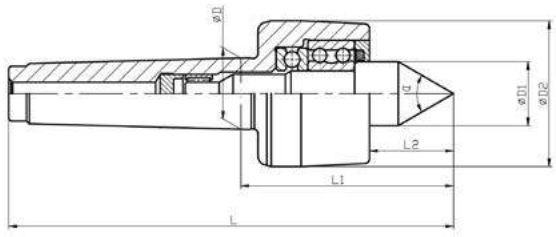

订货号 Order No.	型号 Model	技术数据										精度	转速r.min^{-1}	KGS
		D	D1	D2	H	J	k	a	L	L1	L2	L3			
CD150102.0328090	DMT3	23.825	28	58	6.5	8	12	60°	172	90	50	14	0.005	4000	1.4
CD150102.0432112	DMT4	31.267	32	68	8.5	8	12		214	112	61	16		3000	2.2
CD150102.0542132	DMT5	44.399	42	88	8.5	10	16		260	132	72	17		2500	5

CD1501–03 精密型回转顶尖 MEDIUM–DUTY LIVE CENTER(EXTENDED)



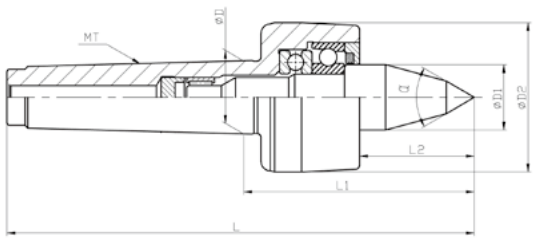

订货号 Order No.	型号 Model	D	D1	D2	L	L1	L2	a	MAX SUGGESTED RPM	WEIHT OF WORKE IECE (KG)	精度 Accurary	KGS
CD150103.0218072	KMK2.A18.P	17.78	18	42	135	72	27	60°	5000	200	0.008	0.75
CD150103.0325091	KMK3.A25.P	23.825	24.8	56	171	91	45	60°	4000	300	0.008	1
CD150103.0428099	KMK4.A28.P	31.267	28	63	201	99	50	60°	3000	600	0.008	1.7
CD150103.0541073	KMK5.A41 .P	44.399	40.7	83	265	135	73	60°	2500	1500	0.008	4
CD150103.0652097	KMK6.A52.P	63.348	52	108	365	183	97	60°	2000	4000	0.008	9.8

CD1501–04 精密加长型回转顶尖 MEDIUM–DUTY LIVE CENTER(EXTENDED)



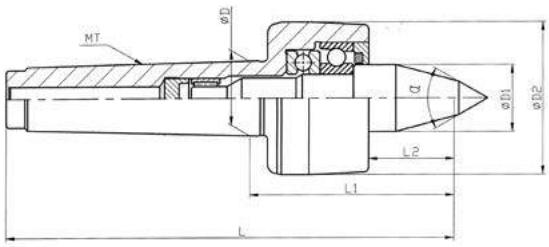

订货号 Order No.	型 号 Model No.	D	D1	D2	L	L1	L2	a	MAX SUGGESTED RPM	WEIHT OF WORKE IECE (KG)	精度 Accurary	KGS
CD150104.0218079	KMK2.A18.DL	17.78	18	48	142	79	34	60°	5000	200	0.008	0.75
CD150104.0325091	KMK3.A24.8DL	23.825	24.8	56	171	91	45	60°	4000	300	0.008	1
CD150104.0428099	KMK4.A28.DL	31.267	28	63	201	99	50	60°	3000	600	0.008	1.7
CD150104.0541135	KMK5.A40.7.DL	44.399	40.7	83	265	135	73	60°	2500	1500	0.008	4
CD150104.0652183	KMK6.A52.DL	63.348	52	108	365	183	97	60°	2000	4000	0.008	9.8

CD1501–05 外旋回转顶尖 MEDIUM–DUTY LIVE CENTER



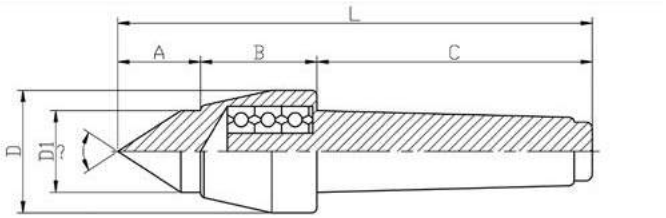

订货号 Order No.	型 号 Model No.	A	B	C	D	D1	d	L	精度 Accurary	θ	KGS
CD150105.0345039	WX–MT.3H	39	55	86	53	45	–	180	0.005	60°	1.28
CD150105.0453042	WX–MT.4H	42	62	108	63	53	–	208	0.005	60°	2.2
CD150105.0568049	WX–MT.5H	49	71	136	83	68	–	256	0.005	60°	4.33
CD150105.0345055	WX–MT.3B	39	55	86	53	45	–	180	0.005	60°	1.28
CD150105.0453062	WX–MT.4B	42	62	108	63	53	–	208	0.005	60°	2.2
CD150105.0568071	WX–MT.5B	49	71	136	83	68	–	256	0.005	60°	4.33
CD150105.0345045	WX–MT.3X	45	55	86	53	45	10	186	0.005	60°	1.28
CD150105.0453052	WX–MT.4X	52	62	108	63	53	12	218	0.005	60°	2.2
CD150105.0568059	WX–MT.5X	59	71	136	83	68	14	266	0.005	60°	4.42

◎ 此顶尖使用滚珠轴承，平面推力轴承结合。
◎ 适用于较大内孔径零件加工使用
◎ 心轴采用合金工具钢，经过热处理淬硬（58–62HRC）具高钢性及耐磨性

◎ The center is assembled with ball bearing
◎ Applicatable to pipes turning
◎ The shaft adopt alloy steel and heat treatment（58–62HRC）super steel trait and durable

CD1502–01 插入式回转顶尖 MULTI–PURPOSE LIVE CENTER



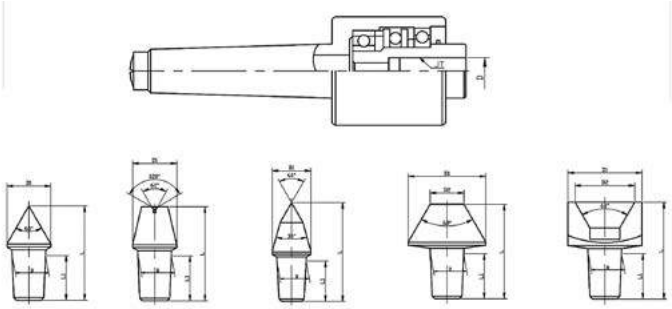

订货号 Order No.	型 号 Model No.	莫氏圆锥号 MT.NO.	D	L1	a		b		c		d			e			f		
					D1	L	D1	L	D1	L	D1	D2	L	D1	L	D2	D1	L	D2
CD150201.0210039	D432	2	10	20	16	39	16	35.5	16	46	25	10	40	16	36	10	20	39	16
CD150201.0312048	D433	3	12	24	20	48	20	43.5	18	56	35	15	50	22	42	18	35	48	30
CD150201.0415062	D434	4	15	30	28	61.5	28	55.5	26	73	55	30	61.5	40	55	35	55	60	48
CD150201.0520080	D435	5	20	40	36	80	36	72.5	36	101	70	41	78	60	81	50	70	85	61
CD150201.0630117	D436	6	30	55	55	117	55	113	50	138	90	50	107.5	75	110	60	90	116	75

CD1503–01 伞型顶尖BULL NOSE CENTER



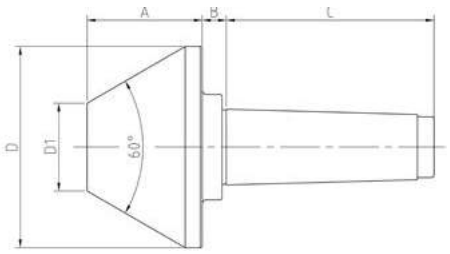

订货号 Order No.	型 号 Model No.	A	B	C	D	D1	L	Co精度 Accurary	θ	KGS
CD150301.0212046	SX63–MT.2	46	17	69	60	12	132	0.005	60°	0.9
CD150301.0312046	SX63–MT.3	46	17	86	60	12	149	0.005	60°	1
CD150301.0315052	SX78–MT.3	52	18	86	80	15	156	0.005	70°	1.3
CD150301.0412046	SX63–MT.4	46	17	108	60	12	171	0.005	60°	1
CD150301.0415052	SX78–MT.4	52	18	108	80	15	178	0.005	70°	1.45
CD150301.0425059	SX106–MT.4	59	16	108	100	25	183	0.008	70°	3
CD150301.0440073	SX128–MT.4	73	12	108	130	40	193	0.008	70°	4.8
CD150301.0445088	SX156–MT.4	88	12	108	150	45	208	0.01	70°	7.6
CD150301.0481098	SX206–MT.4	98	12	108	200	81	218	0.01	70°	17
CD150301.0540073	SX128–MT.5	73	12	136	130	40	221	0.008	70°	5.8
CD150301.0545088	SX156–MT.5	88	12	136	150	45	236	0.01	70°	8.5
CD150301.0581098	SX206–MT.5	98	12	136	200	81	246	0.015	70°	18
CD150301.0592107	SX258–MT.5	107	13	136	250	92	256	0.015	80°	28
CD150301.0681098	SX206–MT.6	98	12	190	200	81	300	0.010	70°	20.6
CD150301.0692107	SX258–MT.6	107	13	190	250	92	310	0.015	80°	30.6

CD1503–02 固定顶尖 DEAD CENTER

订货号 Order No.	型 号 Model No.	MS.NO.	D	L	KGS	精 度 Accuracy
CD150302.0112080	DG1	MS1	12.065	80	0.057	
CD150302.0218100	DG2	MS2	17.78	100	0.15	
CD150302.0324125	DG3	MS3	23.825	125	0.334	
CD150302.0431160	DG4	MS4	31.267	160	0.746	0.01
CD150302.0544200	DG5	MS5	44.399	200	1.862	
CD150302.0663270	DG6	MS6	63.348	270	4.925	
CD150302.0783360	DG7	MS7	83.061	360	8.62	

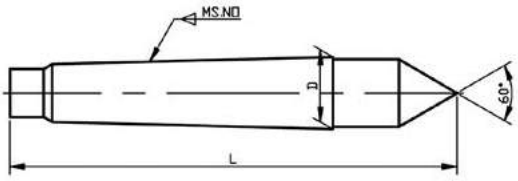



CD1503–03 半缺顶尖 HALF–NOTCHED CENTER

订货号 Order No.	型 号 Model No.	MS.NO.	D	h	L	KGS	精 度 Accuracy
CD150303.0112080	DH1	MS1	12.065	7.6	80	0.057	
CD150303.0218100	DH2	MS2	17.78	11	100	0.15	
CD150303.0324125	DH3	MS3	23.825	15.05	125	0.334	
CD150303.0431160	DH4	MS4	31.267	20.8	160	0.746	0.01
CD150303.0544200	DH5	MS5	44.399	29.35	200	1.862	
CD150303.0663270	DH6	MS6	63.348	41.9	270	4.925	
CD150303.0783360	DH7	MS7	83.061	53.78	360	8.62	



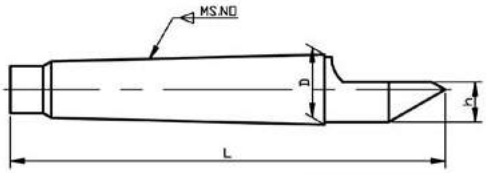

CD1503–04 硬质合金半缺顶尖 CARBIDE HALF–NOTCHED CENTER

订货号 Order No.	型 号 Model NO	MS.NO.	h1	h	D	L	KGS	精 度 Accuracy
CD150304.0112080	DHE1	MS1	1.5	5.5	12.065	80	0.06	
CD150304.0218100	DHE2	MS2	2	6	17.78	100	0.15	
CD150304.0324125	DHE3	MS3	3	9	23.825	125	0.34	
CD150304.0431160	DHE4	MS4	5	12.5	31.267	160	0.71	0.01
CD150304.0544200	DHE5	MS5	7	16	44.399	200	0.78	
CD150304.0663270	DHE6	MS6	10	22	63.348	270	5	
CD150304.0783360	DHE7	MS7	12	24	83.061	360	8.3	



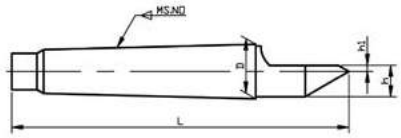

CD1503–05 硬质合金顶尖CARBIDE CENTER

订货号 Order No.	型 号 Model No.	MS.NO.	D	L	d	d1	KGS	精度 Accuracy
CD150305.0112008	E1	MS1	12.065	80	12.2	8	0.057	
CD150305.0218008	E2	MS2	17.78	100	18	8	0.151	
CD150305.0324012	E3	MS3	23.825	125	24.1	12	0.335	
CD150305.0431015	E4	MS4	31.267	160	31.6	15	0.746	0.01
CD150305.0544018	E5	MS5	44.399	200	44.7	18	1.826	
CD150305.0663024	E6	MS6	63.348	270	63.8	24	5.23	
CD150305.0783024	E7	MS7	83.061	360	83.555	24	9.19	



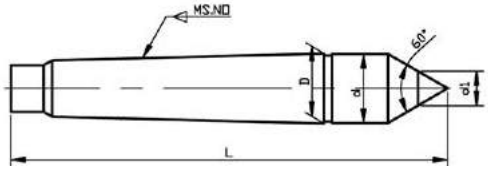

CD1504–01 液压端面拨动顶尖 CONSTANT HYDROSTARTER FACE DRIVER



◎ 端面拨动顶尖主要用于仿型车床，数控车床和普通车床上加工轴类零件，在一次装夹情况下，可以方便的车销零件外圆所有各部尺寸，由于使用工件中心定位从而保证了产品质量，端面拨盘由三个浮动液压缸推动，当工件端面与工件轴线不垂直在5° 以内时，均能保证正常工作

◎ 端面拨盘顶尖可换顶尖和拨盘一般和拨动顶尖整体配套供应单独订货时请注明规格（D）。也可根据用户需要制作相应规格（D）的可换顶尖和拨盘

◎ Constant hydrostarter face driver is mainly used on the forming lathe , CNC lathe and common lathe to process axis type workpiece.Put in only one collect , you can get all the dimensions of the workpiece’s exterior.Using the workpiece’s centre hole to locate, we can guarantee the quality. Driving.plate propelled by three floating hydraulic cylinder to stab to the end of workpiece and made the workpiece rotate . When the end face and the axis is not perpendicular within 5 degree, constant face driver can work regularly.

◎ Constant face driveris used to be provided with driving center’s body together with Changing centre and driver, please mention specification on the individual order. Also we can manufacture changingable centre and driver plate.

端面拨动顶尖主要参数 Main parameter

订货号 Order No.	型号 Model No.	莫氏锥度 Morse taper	切削范围 Cutt range(mm)	备注 Remarks
CD150401.0311080	D233	MT3	11–80	左旋（L）
CD150401.0311800	D233R			右旋（R）
CD150401.0411080	D234	MT4	11–80	左旋（L）
CD150401.0411800	D234R			右旋（R）
CD150401.0511080	D235	MT5	11–80	左旋（L）
CD150401.0511800	D235R			右旋（R）
CD150401.0617016	D236	MT6	17–160	左旋（L）
CD150401.0617160	D236R			右旋（R）

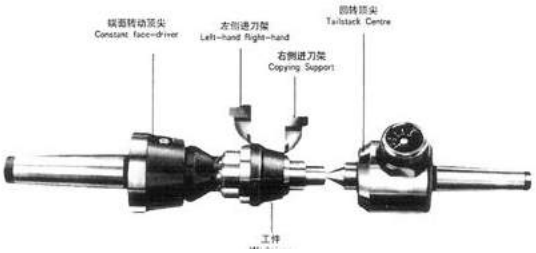

允许工件最大重：莫氏3号40kg　　Max weight: MT3・40kg
莫氏4号60kg　　MT4・60kg
莫氏5号80kg　　MT5・80kg

配套可换端面拨盘 FACE DRIVER

订货号 Order No.	中心顶尖 Centres		Sen of rotation	D Clamping dia	Toming range	d	c
CD150401.1005038	4		R	10	11–20	4.5	38
			L				
CD150401.1207036	6		R	12	13–24	7	36
			L				
CD150401.1611033	10		R	16	17–32	11	33
			L				
CD150401.2013030	12		R	20	21–40	13	30
			L				
CD150401.2517030	16		R	25	26–50	17	30
			L				
CD150401.3122030	16		R	32	33–540	22	30
			L				
CD150401.4020024	16		R	40	41–80	20	24
			L				
CD150401.5028024	16		R	50	51–100	28	24
			L				
CD150401.5041024	16		R	63	64–126	41	24
			L				
CD150401.8058024	16		R	80	81–160	58	24
			L				

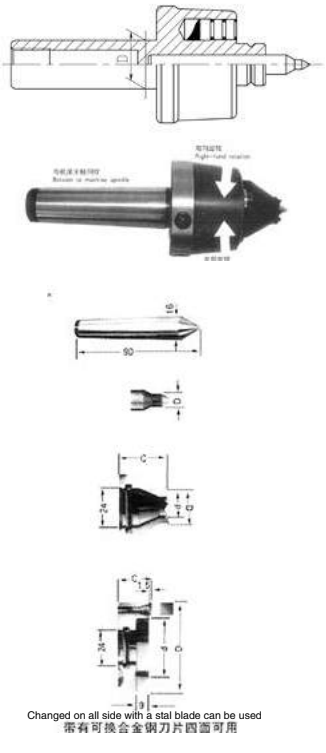

注：订购时请注明拨盘的旋向：左旋或右旋。 Note:When ordering,please indicate the direction of the dial:Left or right.

CD1504–01 液压端面拨动顶尖 CONSTANT HYDROSTARTER FACE DRIVER

端面拨动顶尖主要参数 Main parameter

顶尖 Centres	直径 Dia	适用端面拨盘规格 For face drive(mm)	适用型号 Associated Model No.	
	4	10		D233, D233R (M.T3) , D234 D234R, (M.T4) D235, D235R (M.T5)
	6	12		
	10	16	D236 D236R (M.T6)	
	12	20		
	16	25		

◇ 使用方法

◎根据工件直径选择合适的活动顶尖和拨盘。

◎更换活动顶尖时，松开紧定螺钉4，装入适当的活顶尖，使螺顶4的导向部分位于活动顶尖导向槽内，拧紧螺钉，活动顶尖能轴向滑动，但不能转动。

◎更换端面拨盘，用力将拨盘推进主体B处，使拨盘端面的键槽和活塞的扁部结合，卸下拨盘时用撬出板撬出。

◎调整活塞1，可以调整活动顶尖长度。活动顶尖尖部与拨盘齿尖相距3–7mm为宜。

◎工作中心孔一端装在活动顶尖上，另一端用机床尾架顶尖支撑，尾架顶尖应顶紧尾架，顶紧力可以按以下式计算（见图二）

P=2.5tsobi

p 尾架顶紧力（KG）

t 切削深度（mm）

s 走刀量(mm/转）

ob 工件材料抗拉强度（kg/mm2)

i 夹持比(d/D)

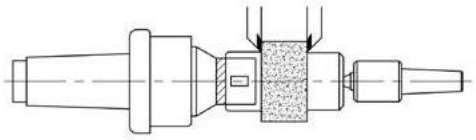

◇ 维护

◎应经常加入20#机油，润滑活动顶尖。

◎液压油不足时，可松开2处密封螺钉，加入适量双曲线齿轮油，使活塞端面与主体端面等高，拧紧密封螺钉。当密封组合垫圈损坏时，应更换。上述密封在出厂时已调好，一般不要拆卸。

◎推荐下列切削规范

最大切削深度t=5mm

最大走刀量s=0.4mm/转

◇ 易损件

◎O型密封圈 ϕ 16 × 2.4

◎组合垫圈:B型6

◇ Mounting instructions:

◎Choose proper center and driving plate according to the workpiece’s diameter.

◎When changing the centre ,loosen the bolt , then put in proper center , make sureThe guide part of the bolt lies in the leading groove , fix up the bolt , the center can move along the axis ,but cannot rotate.

◎Changing the driver plate , pull the driver plate into the body part(B) , make sure the driver plate’s groove integrate into the thin part of the piston , lever the driver plate out.

◎You use the piston 1 to adjust the length of the centre . The most fitable space between the center and the gear of the driver plate is 3–7mm .

◎Fix one side of the center hole on the active center , and the other side be struted by the apex of the lathe , the power of the strut can be caculated as follows:p=2.5tsobi

P—the power of the strut

t—depth of the cutting (mm)

s —rotating speed revolution (mm/round)

ob—pulling intensity of the material

i—d/D (d , D can be found in picture 2)

◇ Maintenance:

◎hold over enough 20# engine oil , lubricate active center tighten

◎when hydraulic pressure is short , you can loose the 2 screw–cap of seal , then add appropriate hyperbolic gear oil , make the appearance of piston at the same high end with main body , tighen sealing body bolts . when the washer of seal comition has been damaged , should be replacing instantly ,the above seal has mixed up already before at the factory . Don’t take down normally.

◎recommend cutting range as below : Maxium cutting range : t=5mm.

Maxium cutting speed : s=04.mm/turn

◇Easily damaged parts

◎0 type seal loop : ϕ 16 × 2.4

◎combination washer: type B6

钻接杆系列 DRILL CHUCK ARBORS

CD1601–01 R8 钻接杆 R8 DRILL CHUCK ARBORS



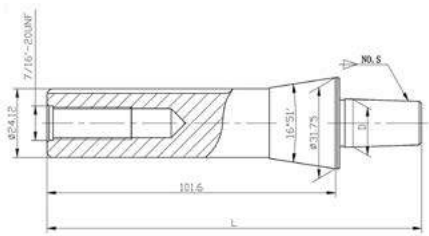

订货号 Order No.	型 号 Model No.	D	L	KGS	订货号 Order No.	型号 Model NO.	D	L	KGS
CD160101.0800117	R8–JT0	6.35	117	0.393	CD160101.0805154	R8–JT5	35.89	154	0.742
CD160101.0801122	R8–JT1	9.754	122	0.409	CD160101.0806119	R8–B6	6.35	118.5	0.25
CD160101.0802125	R8–JT2S	13.94	125	0.4	CD160101.0810124	R8–B10	10.094	124	0.388
CD160101.0802128	R8–JT2	14.199	128	0.414	CD160101.0812128	R8–B12	12.065	128	0.408
CD160101.0833132	R8–JT33	15.85	132	0.418	CD160101.0816135	R8–B16	15.733	135	0.44
CD160101.0806132	R8–JT6	17.17	132	0.426	CD160101.0818143	R8–B18	17.78	143	0.454
CD160101.0803137	R8–JT3	20.599	137	0.465	CD160101.0822152	R8–B22	21.793	152	0.514
CD160101.0804148	R8–JT4	28.55	148	0.6	CD160101.0824162	R8–B24	23.825	162	0.567

CD1602–01 NT 钻接杆 NT DRILL CHUCK ARBORS



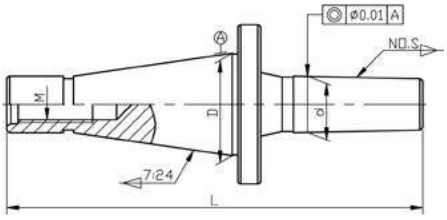

订货号 Order No.	型 号 Model No.	D	d	L	M	KGS	订货号 Order No.	型号 Model NO.	D	d	L	M	KGS
CD160201.3000099	NT30–J0	31.75	6.35	99	M12	0.313	CD160201.5006184	NT50–J6	69.85	17.17	184	M24	2.739
CD160201.3001106	NT30–J1	31.75	9.754	106	M12	0.326	CD160201.5003191	NT50–J3	69.85	20.599	191	M24	2.777
CD160201.3002109	NT30–J2S	31.75	13.94	109	M12	0.341	CD160201.5004202	NT50–J4	69.85	28.55	202	M24	2.953
CD160201.3002113	NT30–J2	31.75	14.199	113	M12	0.349	CD160201.5005208	NT50–J5	69.85	35.89	208	M24	3.178
CD160201.3033122	NT30–J33	31.75	15.85	122	M12	0.377	CD160201.3010104	NT30–B10	31.75	10.094	104	M12	0.325
CD160201.3006122	NT30–J6	31.75	17.17	122	M12	0.388	CD160201.3012108	NT30–B12	31.75	12.065	108	M12	0.33
CD160201.3003123	NT30–J3	31.75	20.599	123	M12	0.426	CD160201.3016116	NT30–B16	31.75	15.733	116	M12	0.372
CD160201.3004136	NT30–J4	31.75	28.55	136	M12	0.602	CD160201.3018124	NT30–B18	31.75	17.78	124	M12	0.393
CD160201.3005145	NT30–J5	31.75	35.89	145	M12	0.827	CD160201.3022133	NT30–B22	31.75	21.793	133	M12	0.46
CD160201.4000126	NT40–J0	44.45	6.35	126	M16	0.789	CD160201.3024143	NT30–B24	44.45	23.825	143	M12	0.518
CD160201.4001133	NT40–J1	44.45	9.754	133	M16	0.797	CD160201.4010132	NT40–B10	44.45	10.094	132	M16	0.801
CD160201.4002136	NT40–J2S	44.45	13.94	136	M16	0.817	CD160201.4012136	NT40–B12	44.45	12.065	136	M16	0.809
CD160201.4002141	NT40–J2	44.45	14.199	141	M16	0.829	CD160201.4016143	NT40–B16	44.45	15.733	143	M16	0.848
CD160201.4033145	NT40–J33	44.45	15.85	145	M16	0.853	CD160201.4018151	NT40–B18	44.45	17.78	151	M16	0.869
CD160201.4006145	NT40–J6	44.45	17.17	145	M16	0.864	CD160201.4022151	NT40–B22	44.45	21.793	160	M16	0.936
CD160201.4003150	NT40–J3	44.45	20.599	150	M16	0.902	CD160201.4024169	NT40–B24	44.45	23.825	169	M16	0.994
CD160201.4004165	NT40–J4	44.45	28.55	165	M16	1.028	CD160201.5010170	NT50–B10	69.85	10.094	170	M24	2.684
CD160201.4005170	NT40–J5	44.45	35.89	170	M16	1.303	CD160201.5012174	NT50–B12	69.85	12.065	174	M24	2.676
CD160201.5001175	NT50–J1	69.85	9.754	175	M24	2.672	CD160201.5016182	NT50–B16	69.85	15.733	182	M24	2.723
CD160201.5002177	NT50–J2S	69.85	13.94	177	M24	2.692	CD160201.5018195	NT50–B18	69.85	17.78	195	M24	2.744
CD160201.5002180	NT50–J2	69.85	14.199	180	M24	2.704	CD160201.5022200	NT50–B22	69.85	21.793	200	M24	2.811
CD160201.5033184	NT50–J33	69.85	15.85	184	M24	2.728	CD160201.5024215	NT50–B24	69.85	23.825	215	M24	2.869

CD1603–01 后拉型莫氏钻接杆
MORSE TAPER DRILL CHUCK ARBORS WITH DRAW BAR



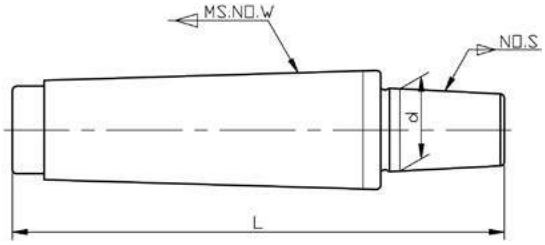

订货号 Order No.	型 号 Model No.	dmm	Lmm	订货号 Order No.	型 号 Model NO.	dmm	Lmm	订货号 Order No.	型号 Model NO.	dmm	Lmm
CD160301.0000067	MTB.0–JT0	6.35	67	CD160301.0206097	MTB.2–JT6	17.170	97	CD160301.0433137	MTB.4–JT33	15.85	137
CD160301.0001072	MTB.0–JT1	9.754	72	CD160301.0233097	MTB.2–JT33	15.850	97	CD160301.0410130	MTB.4–B10	10.094	130
CD160301.0002078	MTB.0–JT2	14.199	78	CD160301.0210090	MTB.2–B10	10.094	90	CD160301.0412134	MTB.4–B12	12.065	134
CD160301.0003087	MTB.0–JT3	20.599	87	CD160301.0212094	MTB.2–B12	12.065	94	CD160301.0416141	MTB.4–B16	15.733	141
CD160301.0006081	MTB.0–JT6	17.17	81	CD160301.0216101	MTB.2–B16	15.733	101	CD160301.0418149	MTB.4–B18	17.78	149
CD160301.0033081	MTB.0–JT33	15.85	81	CD160301.0218109	MTB.2–B18	17.780	109	CD160301.0422158	MTB.4–B22	21.793	158
CD160301.0010074	MTB.0–B10	10.094	74	CD160301.0222117	MTB.2–B22	21.793	117	CD160301.0424168	MTB.4–B24	23.825	168
CD160301.0012078	MTB.0–B12	12.065	78	CD160301.0224127	MTB.2–B24	23.825	127	CD160301.0502161	MTB.5–JT2	14.199	161
CD160301.0016085	MTB.0–B16	15.733	85	CD160301.0301105	MTB.3–JT1	9.754	105	CD160301.0503170	MTB.5–JT3	20.599	170
CD160301.0018093	MTB.0–B18	17.78	93	CD160301.0302111	MTB.3–JT2	14.199	111	CD160301.0504181	MTB.5–JT4	28.55	181
CD160301.0100071	MTB.1–JT0	6.35	71	CD160301.0303120	MTB.3–JT3	20.599	120	CD160301.0505186	MTB.5–JT5	35.89	186
CD160301.0101076	MTB.1–JT1	9.754	76	CD160301.0304131	MTB.3–JT4	28.550	131	CD160301.0506164	MTB.5–JT6	17.17	164
CD160301.0102082	MTB.1–JT2	14.199	82	CD160301.0305136	MTB.3–JT5	35.890	136	CD160301.0533164	MTB.5–JT33	15.85	164
CD160301.0103091	MTB.1–JT3	20.599	91	CD160301.0306114	MTB.3–JT6	17.170	114	CD160301.0516168	MTB.5–B16	15.733	168
CD160301.0106085	MTB.1–JT6	17.17	85	CD160301.0333114	MTB.3–JT33	15.850	114	CD160301.0518176	MTB.5–B18	17.78	176
CD160301.0133085	MTB.1–JT33	15.85	85	CD160301.0310107	MTB.3–B10	10.094	107	CD160301.0522185	MTB.5–B22	21.793	185
CD160301.0110078	MTB.1–B10	10.094	78	CD160301.0312111	MTB.3–B12	12.065	111	CD160301.0524195	MTB.5–B24	23.825	195
CD160301.0112082	MTB.1–B12	12.65	82	CD160301.0316118	MTB.3–B16	15.733	118	CD160301.0603224	MTB.6–JT3	20.599	224
CD160301.0116089	MTB.1–B16	15.733	89	CD160301.0318126	MTB.3–B18	17.780	126	CD160301.0604235	MTB.6–JT4	28.55	235
CD160301.0118097	MTB.1–B18	17.78	97	CD160301.0322135	MTB.3–B22	21.793	135	CD160301.0605240	MTB.6–JT5	35.89	240
CD160301.0200083	MTB.2–JT0	6.35	83	CD160301.0324145	MTB.3–B24	23.825	145	CD160301.0606218	MTB.6–JT6	17.17	218
CD160301.0201088	MTB.2–JT1	9.754	88	CD160301.0402134	MTB.4–JT2	14.199	134	CD160301.0633218	MTB.6–JT33	15.85	218
CD160301.0202094	MTB.2–JT2	14.199	94	CD160301.0403143	MTB.4–JT3	20.599	143	CD160301.0616222	MTB.6–B16	15.733	222
CD160301.0203103	MTB.2–JT3	20.599	103	CD160301.0404154	MTB.4–JT4	28.550	154	CD160301.0618230	MTB.6–B18	17.78	230
CD160301.0204114	MTB.2–JT4	28.55	114	CD160301.0405159	MTB.4–JT5	35.890	159	CD160301.0622238	MTB.6–B22	21.793	238
CD160301.0205119	MTB.2–JT5	35.89	119	CD160301.0406137	MTB.4–JT6	17.170	137	CD160301.0624248	MTB.6–B24	23.825	248

CD1604-01 舌尾型莫氏钻接杆 MORSE TAPER DRILL CHUCK ARBORS WITH TANG



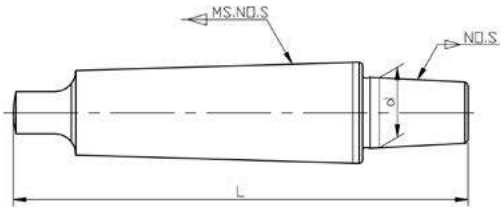

订货号 Order No.	型 号 Model No.	dmm	Lmm	订货号 Order No.	型号 Model NO.	dmm	Lmm	订货号 Order No.	型号 Model NO.	dmm	Lmm
CD160401.0006075	MTA.0-B6	6.35	75	CD160301.0222128	MTA.2-B22	21.793	128	CD160301.0418164	MTA.4-B18	17.78	164
CD160401.0010080	MTA.0-B10	10.094	80	CD160301.0224138	MTA.2-B24	23.825	138	CD160301.0422172	MTA.4-B22	21.793	172
CD160401.0012084	MTA.0-B12	12.065	84	CD160301.0218113	MTA.2-B18S	17.431	113	CD160301.0424182	MTA.4-B24	23.825	182
CD160401.0016091	MTA.0-B16	15.733	91	CD160301.0200094	MTA.2-JT0	6.35	94	CD160301.0400138	MTA.4-JT0	6.35	138
CD160401.0018099	MTA.0-B18	17.78	99	CD160301.0201100	MTA.2-JT1	9.754	100	CD160301.0401143	MTA.4-JT1	9.754	143
CD160401.0022108	MTA.0-B22	21.793	108	CD160301.0202105	MTA.2-JT2	14.199	105	CD160301.0402149	MTA.4-JT2	14.199	149
CD160401.0024118	MTA.0-B24	23.825	118	CD160301.0203114	MTA.2-JT3	20.599	114	CD160301.0403158	MTA.4-JT3	20.599	158
CD160401.0000073	MTA.0-JT0	6.35	73	CD160301.0204125	MTA.2-JT4	28.55	125	CD160301.0404169	MTA.4-JT4	28.55	169
CD160401.0003093	MTA.0-JT3	20.599	93	CD160301.0205130	MTA.2-JT5	35.89	130	CD160301.0405174	MTA.4-JT5	35.89	174
CD160401.0033088	MTA.0-JT33	15.85	88	CD160301.0206108	MTA.2-JT6	17.17	108	CD160301.0406152	MTA.4-JT6	17.17	152
CD160401.0110086	MTA.1-B10	10.094	86	CD160301.0233108	MTA.2-JT33	15.85	108	CD160301.0433152	MTA.4-JT33	15.85	152
CD160401.0112090	MTA.1-B12	12.065	90	CD160301.0310120	MTA.3-B10	10.094	120	CD160301.0510177	MTA.5-B10	10.094	177
CD160401.0116097	MTA.1-B16	15.733	97	CD160301.0312124	MTA.3-B12	12.065	124	CD160301.0512181	MTA.5-B12	12.065	181
CD160401.0118105	MTA.1-B18	17.78	105	CD160301.0316131	MTA.3-B16	15.733	131	CD160301.0516188	MTA.5-B16	15.733	188
CD160401.0122114	MTA.1-B22	21.793	114	CD160301.0318139	MTA.3-B18	17.78	139	CD160301.0518196	MTA.5-B18	17.78	196
CD160401.0124124	MTA.1-B24	23.825	124	CD160301.0322147	MTA.3-B22	21.793	147	CD160301.0522204	MTA.5-B22	21.793	204
CD160401.0100079	MTA.1-JT0	6.35	79	CD160301.0324157	MTA.3-B24	23.825	157	CD160301.0524214	MTA.5-B24	23.825	214
CD160401.0101085	MTA.1-JT1	9.754	85	CD160301.0300113	MTA.3-JT0	6.35	113	CD160301.0500170	MTA.5-JT0	6.35	170
CD160401.0102090	MTA.1-JT2	14.199	90	CD160301.0301118	MTA.3-JT1	9.754	118	CD160301.0501175	MTA.5-JT1	9.754	175
CD160401.0103099	MTA.1-JT3	20.599	99	CD160301.0302124	MTA.3-JT2	14.199	124	CD160301.0502181	MTA.5-JT2	14.199	181
CD160401.0104110	MTA.1-JT4	28.55	110	CD160301.0303133	MTA.3-JT3	20.599	133	CD160301.0503190	MTA.5-JT3	20.599	190
CD160401.0105116	MTA.1-JT5	35.89	116	CD160301.0304144	MTA.3-JT4	28.55	144	CD160301.0504201	MTA.5-JT4	28.55	201
CD160401.0106094	MTA.1-JT6	17.17	94	CD160301.0305149	MTA.3-JT5	35.89	149	CD160301.0505206	MTA.5-JT5	35.89	206
CD160401.0133094	MTA.1-JT33	15.85	94	CD160301.0306127	MTA.3-JT6	17.17	127	CD160301.0506184	MTA.5-JT6	17.17	184
CD160401.0210101	MTA.2-B10	10.094	101	CD160301.0333127	MTA.3-JT33	15.85	127	CD160301.0533184	MTA.5-JT33	15.85	184
CD160401.0212105	MTA.2-B12	12.065	105	CD160301.0410145	MTA.4-B10	10.094	145	CD160301.0616250	MTA.6-B16	15.733	250
CD160401.0216112	MTA.2-B16	15.733	112	CD160301.0412149	MTA.4-B12	12.065	149	CD160301.0603252	MTA.6-JT3	20.599	252
CD160401.0218120	MTA.2-B18	17.78	120	CD170301.0416156	MTA.4-B16	15.733	156	CD170301.0606246	MTA.6-JT6	17.17	246

CD1701–01 NT变径套(扁尾式) NT MS ADAPTER(WITH TANG)



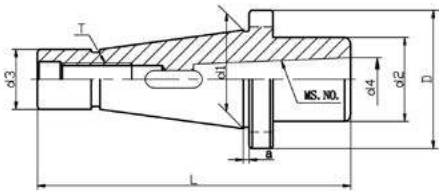

订货号 Order No.	型 号 Model No.	D	d1	d2	d3	d4	L	a	T	KGS
CD170101.3002124	NT30–MTA2	49	31.75	32	17.15	17.780	123.9	1.6	1/2 " –13UNC /M12X1.75P	0.50
CD170101.3003142	NT30–MTA3			40		23.825	142.4			0.55
CD170101.4002118	NT40–MTA2	63	44.45	32	25.07	17.180	118.4		5/8 " –11UNC /M16X2.0P	0.80
CD170101.4003140	NT40–MTA3			40		23.825	140.4			0.85
CD170101.4004175	NT40–MTA4			48		31.267	175.4			1.25
CD170101.4005263	NT40–MTA5			63		44.399	263.4			1.45
CD170101.5002147	NT50–MTA2	97.5	69.85	32	39.37	17.780	146.8	3.2	1 " –8UNC /M24X3.0P	2.80
CD170101.5003157	NT50–MTA3			40		23.825	156.8			2.90
CD170101.5004187	NT50–MTA4			48		31.267	186.8			3.00
CD170101.5005210	NT50–MTA5			63		44.399	209.8			3.10

CD1702–01 DIN 2187 加长变径套 EXTENSION SOCKET WITH MS.HOLE



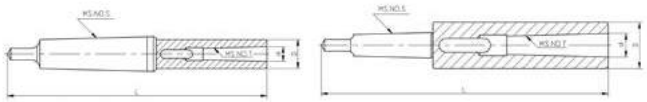

订货号 Order No.	型 号 Model No.	MS.NO.S	MS.NO.T	Dmm	dmm	Lmm	KGS	精度(mm) Accurary
CD170201.0101145	MT1–1	1	1	20	12.065	145	0.19	0.03
CD170201.0102160	MT1–2	1	2	30	17.78	160	0.4	0.03
CD170201.0103181	MT1–3	1	3	36	23.825	181	0.4	0.03
CD170201.0201160	MT2–1	2	1	20	12.065	160	0.29	0.03
CD170201.0202175	MT2–2	2	2	30	17.78	175	0.5	0.03
CD170201.0203196	MT2–3	2	3	36	23.065	196	0.6	0.03
CD170201.0204221	MT2–4	2	4	48	31.267	221	1.43	0.03
CD170201.0301175	MT3–1	3	1	20	12.065	175	0.41	0.03
CD170201.0302194	MT3–2	3	2	30	17.78	194	0.62	0.03
CD170201.0303215	MT3–3	3	3	36	23.825	215	0.89	0.03
CD170201.0303216	MT3–3A	3	3	40	23.825	215	1.1	0.03
CD170201.0304240	MT3–4	3	4	48	31.267	240	1.55	0.03
CD170201.0305275	MT3–5	3	5	63	44.399	275	2.8	0.03
CD170201.0401200	MT4–1	4	1	20	12.065	200	0.81	0.03
CD170201.0402215	MT4–2	4	2	30	17.787	215	1	0.03
CD170201.0403240	MT4–3	4	3	36	23.825	240	1.27	0.03
CD170201.0404265	MT4–4	4	4	48	31.267	265	1.93	0.03
CD170201.0405300	MT4–5	4	5	63	44.399	300	3.18	0.03
CD170201.0406368	MT4–6	4	6	85	63.348	368	6.5	0.05
CD170201.0501232	MT5–1	5	1	20	12.065	232	1.76	0.04
CD170201.0502247	MT5–2	5	2	30	17.78	247	2	0.04
CD170201.0503268	MT5–3	5	3	36	23.825	268	2.27	0.04
CD170201.0504300	MT5–4	5	4	48	31.267	300	2.93	0.04
CD170201.0505335	MT5–5	5	5	63	44.399	335	4.18	0.04
CD170201.0506403	MT5–6	5	6	85	63.348	403	6.7	0.05
CD170201.0601294	MT6–1	6	1	20	12.065	294	4.4	0.04
CD170201.0602309	MT6–2	6	2	30	17.78	309	4.25	0.04
CD170201.0603330	MT6–3	6	3	36	23.825	330	4.52	0.04
CD170201.0604355	MT6–4	6	4	48	31.267	355	5.18	0.04
CD170201.0605390	MT6–5	6	5	63	44.399	390	6.43	0.04

CD1703–01 DIN 2185 莫氏变径套 MORSE TAPER SLEEVE

订货号 Order No.	型 号 Model No.	MS.NO.S	MS.NO.T	D	d	L	KGS	精度 Accurary
CD170301.0100080	MT1–0	1	0	13	9.045	80	0.1	0.015
CD170301.0201092	MT2–1	2	1	18.6	12.065	92	0.1	0.015
CD170301.0301099	MT3–1	3	1	24.1	12.065	99	0.24	0.015
CD170301.0302112	MT3–2	3	2	24.7	17.78	112	0.12	0.015
CD170301.0401124	MT4–1	4	1	31.6	12.065	124	0.6	0.015
CD170301.0402124	MT4–2	4	2	31.6	17.78	124	0.5	0.015
CD170301.0403140	MT4–3	4	3	32.4	23.825	140	0.38	0.015
CD170301.0501156	MT5–1	5	1	44.7	12.065	156	1.59	0.02
CD170301.0502156	MT5–2	5	2	44.7	17.78	156	1.49	0.02
CD170301.0503156	MT5–3	5	3	44.7	23.825	156	1.36	0.02
CD170301.0504171	MT5–4	5	4	45.5	31.267	171	0.95	0.02
CD170301.0601218	MT6–1	6	1	63.8	12.065	218	3.48	0.02
CD170301.0602218	MT6–2	6	2	63.8	17.78	218	3.73	0.02
CD170301.0603218	MT6–3	6	3	63.8	23.825	218	3.85	0.02
CD170301.0604218	MT6–4	6	4	63.8	31.267	218	3.12	0.02
CD170301.0605218	MT6–5	6	5	63.8	44.399	218	1.95	0.02



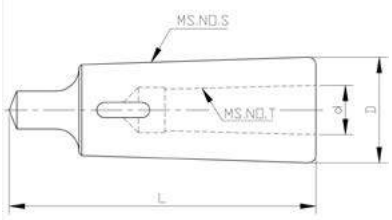

CD1704–01 顶尖套 SOLID SOCKET



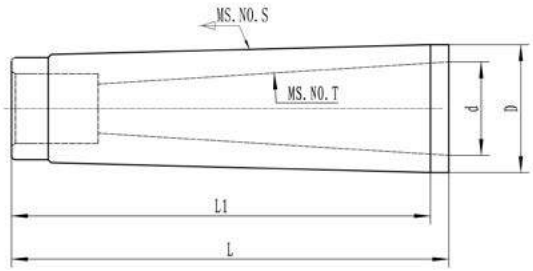

订货号 Order No.	型 号 Model No.	MS.NO.S	MS.NO.T	L	L1	D	d
CD170401.0202060	MT2–1	MT2	1	60	56	17.780	12.065
CD170401.0301070	MT3–1	MT3	1	70	66	23.825	12.065
CD170401.0302070	MT3–2	MT3	2	70	66	23.825	17.780
CD170401.0402070	MT4–2	MT4	2	70	63.5	31.267	17.780
CD170401.0403070	MT4–3	MT4	3	70	63.5	31.267	23.825
CD170401.0502077	MT5–2	MT5	2	77	70.5	44.399	17.780
CD170401.0503077	MT5–3	MT5	3	77	70.5	44.399	23.825
CD170401.0504077	MT5–4	MT5	4	77	70.5	44.399	31.267
CD170401.0603110	MT6–3	MT6	3	110	103.5	63.348	23.825
CD170401.0604110	MT6–4	MT6	4	110	103.5	63.348	31.267
CD170401.0605110	MT6–5	MT6	5	110	103.5	63.348	44.399

CD1801–01 MT莫氏锥柄铣刀柄 MORSE TAPER END MILL HOLDER



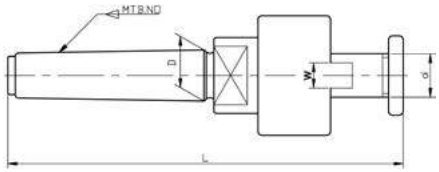

订货号 Order No.	型 号 Model No.	D	d	W	KGS
CD180101.0218127	MT(A)B2–d	17.780	FMB13	8	0.269
CD180101.0218159	MT(A)B2–d	17.780	FMB16	8	0.314
CD180101.0218191	MT(A)B2–d	17.780	FMB22	10	0.417
CD180101.0218222	MT(A)B2–d	17.780	FMB27	12	0.537
CD180101.0304127	MT(A)B3–d	23.825	FMB13	8	0.484
CD180101.0324159	MT(A)B3–d	23.825	FMB16	8	0.530
CD180101.0324191	MT(A)B3–d	23.825	FMB22	10	0.637
CD180101.0324222	MT(A)B3–d	23.825	FMB27	12	0.770
CD180101.0324254	MT(A)B3–d	23.825	FMB32	14	0.969
CD180101.0324318	MT(A)B3–d	23.825	FMB40	16	1.507
CD180101.0432127	MT(A)B4–d	31.267	FMB13	8	0.879
CD180101.0431159	MT(A)B4–d	31.267	FMB16	8	0.931
CD180101.0431159	MT(A)B4–d	31.267	FMB22	10	1.050
CD180101.0431222	MT(A)B4–d	31.267	FMB27	12	0.198
CD180101.0431254	MT(A)B4–d	31.267	FMB32	14	1.420
CD180101.0431318	MT(A)B4–d	31.267	FMB40	16	2.224
CD180101.0431381	MT(A)B4–d	31.267	FMB50	18	2.482
CD180101.0544127	MT(A)B5–d	44.399	FMB16	8	2.064
CD180101.0544159	MT(A)B5–d	44.399	FMB22	10	2.219
CD180101.0544191	MT(A)B5–d	44.399	FMB27	12	2.410
CD180101.0544222	MT(A)B5–d	44.399	FMB32	14	2.697
CD180101.0544254	MT(A)B5–d	44.399	FMB40	16	3.145
CD180101.0544318	MT(A)B5–d	44.399	FMB50	18	4.035
CD180101.0544381	MT(A)B5–d	44.399	FMB60	20	5.154
CD180101.0544508	MT(A)B5–d	44.399	–	–	–

CD1801-02 MT莫氏锥柄铣刀柄（INCH）MORSE TAPER END MILL HOLDER



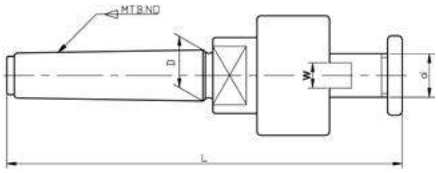

订货号 Order No.	型 号 Model No.	D	d	W	KGS
CD180101.0218127	MTA(B)2-d	17.780	FMA1/2	6.35	0.235
CD180101.0218159	MTA(B)2-d	17.780	FMA5/8	7.14	0.307
CD180101.0218191	MTA(B)2-d	17.780	FMA3/4	7.94	0.369
CD180101.0218222	MTA(B)2-d	17.780	FMA7/8	8.7	0.590
CD180101.0304127	MTA(B)3-d	23.825	FMA1/2	6.35	0.480
CD180101.0324159	MTA(B)3-d	23.825	FMA5/8	7.14	0.530
CD180101.0324191	MTA(B)3-d	23.825	FMA3/4	7.94	0.650
CD180101.0324222	MTA(B)3-d	23.825	FMA7/8	8.7	0.730
CD180101.0324254	MTA(B)3-d	23.825	FMA1"	9.35	0.850
CD180101.0324318	MTA(B)3-d	23.825	FMA1-1/4	12.7	1.148
CD180101.0432127	MTA(B)4-d	31.267	FMA1/2	6.35	0.859
CD180101.0431159	MTA(B)4-d	31.267	FMA5/8	7.14	0.923
CD180101.0431159	MTA(B)4-d	31.267	FMA3/4	7.94	1.008
CD180101.0431222	MTA(B)4-d	31.267	FMA7/8	8.7	1.105
CD180101.0431254	MTA(B)4-d	31.267	FMA1"	9.35	1.360
CD180101.0431318	MTA(B)4-d	31.267	FMA1-1/4	12.7	1.526
CD180101.0431381	MTA(B)4-d	31.267	FMA1-1/2	15.88	1.859
CD180101.0544127	MTA(B)5-d	44.399	FMA1/2	6.35	1.931
CD180101.0544159	MTA(B)5-d	44.399	FMA5/8	7.14	1.994
CD180101.0544191	MTA(B)5-d	44.399	FMA3/4	7.94	2.079
CD180101.0544222	MTA(B)5-d	44.399	FMA7/8	8.7	2.760
CD180101.0544254	MTA(B)5-d	44.399	FMA1"	9.35	2.278
CD180101.0544318	MTA(B)5-d	44.399	FMA1-1/4	12.7	2.550
CD180101.0544381	MTA(B)5-d	44.399	FMA1-1/2	15.88	2.428
CD180101.0544508	MTA(B)5-d	44.399	FMA2"	19.05	2.725

CD1801–03 NT 平面铣刀柄 FACE MILL HOLDER–METRIC



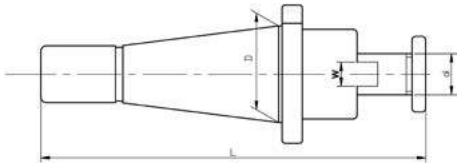

订货号 Order No.	型 号 Model No.	D	d	W	L	KGS
CD180103.3032013	NT30–d	31.75	FMB13	8	121	0.315
CD180103.3032016			FMB16	8	126	0.369
CD180103.3032022			FMB22	10	129	0.47
CD180103.3032027			FMB27	12	134	0.6
CD180103.3032032			FMB32	14	141	1.04
CD180103.4044016	NT40–d	44.45	FMB16	8	153	0.711
CD180103.4044022			FMB22	10	156	0.82
CD180103.4044027			FMB27	12	159	0.95
CD180103.4044032			FMB32	14	178	1.45
CD180103.4044040			FMB40	16	182	1.91
CD180103.4044050			FMB50	18	187	2.8
CD180103.4044060			FMB60	20	209	4.23
CD180103.5070016	NT50–d	69.85	FMB16	8	205	2.88
CD180103.5070022			FMB22	10	208	3.04
CD180103.5070027			FMB27	12	211	3.22
CD180103.5070032			FMB32	14	215	3.49
CD180103.5070040			FMB40	16	219	3.91
CD180103.5070050			FMB50	18	224	4.75
CD180103.5070060			FMB60	20	246	6.15
CD180103.5070070			–	–	–	–

CD1801–04 NT 平面铣刀柄（INCH） FACE MILL HOLDER



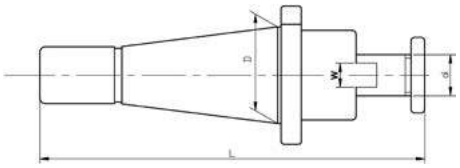

订货号 Order No.	型 号 Model No.	D	d	W	L	KGS
CD180104.3032013	NT30–d	31.75	FMA1/2	6.35	139.5	0.549
CD180104.3032016			FMA 5/8	7.14	140.5	0.639
CD180104.3032022			FMA 3/4	7.94	144	0.753
CD180104.3032027			FMA 7/8	8.7	145	0.879
CD180104.3032032			FMA1"	9.53	145	1.021
CD180104.4044016	NT40–d	44.45	FMA1/2	6.35	164.5	0.922
CD180104.4044022			FMA5/8	7.14	165.5	1.012
CD180104.4044027			FMA3/4	7.94	169	1.126
CD180104.4044032			FMA7/8	8.7	170	1.252
CD180104.4044040			FMA1"	9.53	170	1.415
CD180104.4044050			FMA1–1/4	12.7	171	1.712
CD180104.4044060			FMA1–1/2	15.88	178	2.206
CD180104.5070016	NT50–d	69.85	FMA1/2	6.35	198	2.705
CD180104.5070022			FMA5/8	7.14	199	2.799
CD180104.5070027			FMA3/4	7.94	202	2.913
CD180104.5070032			FMA7/8	8.7	203	3.039
CD180104.5070040			FMA1"	9.53	203	3.202
CD180104.5070050			FMA1–1/4	12.7	204	4
CD180104.5070060			FMA1–1/2	15.88	211.5	4.018
CD180104.5070070			FMA2"	19.05	238.5	5.693

CD1801–05 R8/FMB 平面铣刀柄 R8 FACE MILL HOLDER



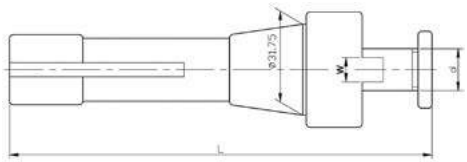

订货号 Order No.	型 号 Model No.	d	W	L	KGS
CD180105.0816148	R8–FMB16	16	8	148	0.35
CD180105.0822155	R8–FMB22	22	10	155	0.7
CD180105.0827160	R8–FMB27	27	12	160	0.88
CD180105.0832166	R8–FMB32	32	14	166	1.16
CD180105.0840170	R8–FMB40	40	16	170	1.466
CD180105.0813150	R8–FMA1/2"	1/2"	6.35	150	0.47
CD180105.0819154	R8–FMA3/4"	3/4"	7.94	154	0.62
CD180105.0822156	R8–FMA7/8"	7/8"	8.7	155	0.72
CD180105.0825155	R8–FMA1"	1"	9.53	155	0.85
CD180105.0832156	R8–FMA1–1/4"	1–1/4"	12.7	156	1.15
CD180105.0838163	R8–FMA1–1/2"	1–1/2"	15.88	163	1.36

CD1801–06 NT混合插入式铣刀柄 NT COMBI FACE MILL HOLDER



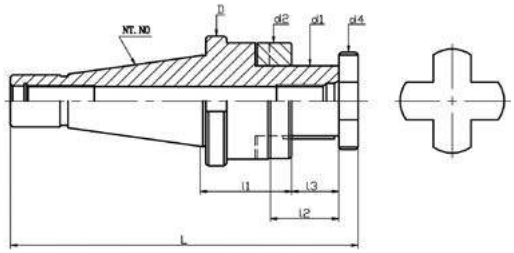

订货号 Order No.	型 号 Model No. d1–l1	L	l2	l3	d2	D	DRAW BAR	KGS
CD180106.3016025	NT30–CSR16–25	126	27	17	32	49	1/2 " –13UNC /M12X1.75P	1.4
CD180106.3022025	NT30–CSR22–25	129	31	19	40			1.6
CD180106.3027025	NT30–CSR27–25	132	33	21	48			1.8
CD180106.4016040	NT40–CSR16–40	168	27	17	32	63	5/8 " –11UNC /M16X2.0P	2.2
CD180106.4022040	NT40–CSR22–40	171	31	19	40			2.4
CD180106.4027040	NT40–CSR27–40	174	33	21	48			2.6
CD180106.4032040	NT40–CSR32–40	178	38	24	58			2.8
CD180106.4040040	NT40–CSR40–40	182	41	27	70			3.0
CD180106.5016040	NT50–CSR16–40	205	27	17	32	97.5	1 " –8UNC /M24X3.0P	4.4
CD180106.5022040	NT50–CSR22–40	208	31	19	40			4.6
CD180106.5027040	NT50–CSR27–40	211	33	21	48			4.8
CD180106.5032040	NT50–CSR32–40	215	38	24	58			5.0
CD180106.5040040	NT50–CSR40–40	219	41	27	70			5.2
CD180106.5050040	NT50–CSR50–40	224	46	30	90			5.4

注：订货时请注明刀柄后拉螺纹公英制形式,例如 CD180106.3016025–1/2”–13UNC。
Note:When ordering,please indicate the type of ARBOR screw,Inch or Metric,e.g CD180106.3016025–1/2”–13UNC.

CD1802–01 R8柄立铣刀柄 R8 END MILL HOLDER



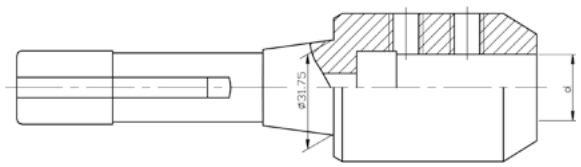

订货号 Order No.	型 号 Model No.	d 单螺钉压紧	订货号 Order No.	型 号 Model No.	d 双螺钉压紧
CD180201.0805064	R8–SLN	3/16"–2–1/2	CD180201.0805065	R8–SLA	3/16"–2–1/2
CD180201.0804040	R8–SLN	4–40	CD180201.0804041	R8–SLA	4–40

◎订购R8立铣刀柄时，请注明定货号及内孔规格（d）例如：CD180201.0805064–3/16.
◎我们也可根据您的需要特殊订做。
◎when ordering ,please specify the hole size(d).
◎We also can match specially for your requirements.

CD1802–02 NT侧固式铣刀杆 NT END MILL HOLDER



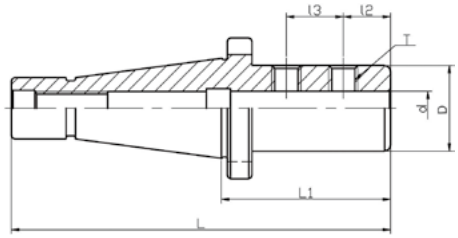

订货号 Order No.	型 号 Model No.–d	D	l1	L	l2	l3	T	KGS
CD180202.3006040	NT30–SLN6–40	25	40	108.4	18	–	M6X1.0P	0.50
CD180202.3008040	NT30–SLN8–40	28	40	108.4	18	–	M8X1.25P	0.60
CD180202.3010040	NT30–SLN10–40	35	40	108.4	20	–	M10X1.5P	0.60
CD180202.3012040	NT30–SLN12–40	42	50	108.4	22.5	–	M12X1.75P	0.65
CD180202.3016050	NT30–SLN16–50	48	50	118.4	24	–	M14X2.0P	0.75
CD180202.3020063	NT30–SLN20–63	52	63	131.4	25	–	M16X2.0P	1.10
CD180202.3025080	NT30–SLN25–80	65	80	148.4	24	25	M18X2.0P	1.20
CD180202.4006050	NT40–SLN6–50	25	50	143.4	18	–	M6X1.0P	0.90
CD180202.4008050	NT40–SLN8–50	28	50	143.4	18	–	M8X1.25P	0.95
CD180202.4010050	NT40–SLN10–50	35	50	143.4	20	–	M10X1.5P	1.10
CD180202.4012050	NT40–SLN12–50	42	50	143.4	22.5	–	M12X1.75P	1.00
CD180202.4016063	NT40–SLN16–63	48	63	143.4	24	–	M14X2.0P	1.40
CD180202.4020063	NT40–SLN20–63	52	63	143.4	25	–	M16X2.0P	1.45
CD180202.4025080	NT40–SLN25–80	65	80	173.4	24	25	M18X2.0P	2.10
CD180202.4032080	NT40–SLN32–80	72	80	173.4	24	28	M20X2.0P	2.50
CD180202.5006063	NT50–SLN6–63	25	63	189.8	18	–	M6X1.0P	2.90
CD180202.5008063	NT50–SLN8–63	28	63	189.8	18	–	M8X1.25P	3.00
CD180202.5010063	NT50–SLN10–63	35	63	189.8	20	–	M10X1.5P	3.20
CD180202.5012063	NT50–SLN12–63	42	63	189.8	22.5	–	M12X1.75P	3.30
CD180202.5016063	NT50–SLN16–63	48	63	189.8	24	–	M14X2.0P	3.50
CD180202.5020063	NT50–SLN20–63	52	63	189.8	25	–	M16X2.0P	3.60
CD180202.5025080	NT50–SLN25–80	65	80	206.8	24	25	M18X2.0P	4.20
CD180202.5032080	NT50–SLN32–80	72	80	206.8	24	28	M20X2.0P	4.40
CD180202.5040100	NT50–SLN40–100	90	100	226.8	30	32	M20X2.0P	4.40
CD180202.5042100	NT50–SLN42–100	90	100	226.8	30	32	M20X2.0P	4.20
CD180202.5040120	NT50–SLN40–120	90	120	246.8	30	32	M20X2.0P	4.60
CD180202.5050120	NT50–SLN50–120	100	120	246.8	35	35	M24X2.0P	4.80
CD180202.5063120	NT50–SLN63–120	125	120	246.8	40	40	M24X2.0P	5.40

CD1802–03 NMTB30/40–SLN 侧固式刀柄 END MILL HOLDER



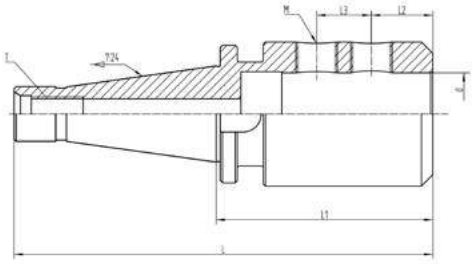

订货号 Order No.	型 号 Model No.	L	L1	L2	L3	M	T
CD180203.4005058	NMTB40–SLN3/16"	152.4	58.67	11.18	–	1/4–28UNF	5/8–11UNC
CD180203.4006058	NMTB40–SLN1/4"						
CD180203.4010058	NMTB40–SLN3/8"			19.05		3/8–24UNF	
CD180203.4013058	NMTB40–SLN1/2"			22.35		7/16–20UNF	
CD180203.4016058	NMTB40–SLN5/8"			23.88		1/2–20UNF	
CD180203.4019058	NMTB40–SLN3/4"			25.4		5/8–18UNF	
CD180203.4022071	NMTB40–SLN7/8"	16.5	71.37			3/4–16UNF	
CD180203.4025095	NMTB40–SLN1"	188.98	95.25	28.45	25.4		
CD180203.4032095	NMTB40–SLN1–1/4"						
CD180203.4038100	NMTB40–SLN1–1/2"	194.06	100.33				
CD180203.3005044	NMTB30–SLN3/16"	112.78	44.45	11.18	24	1/4–28UNF	1/2–13UNC
CD180203.3006044	NMTB30–SLN1/4"						
CD180203.3010044	NMTB30–SLN3/8"			19.05	40	3/8–24UNF	
CD180203.3013044	NMTB30–SLN1/2"			22.35		7/16–20UNF	
CD180203.3016070	NMTB30–SLN5/8"	138.33	70	23.88		1/2–20UNF	
CD180203.3019070	NMTB30–SLN3/4"			25.4		5/8–18UNF	
CD180203.3022070	NMTB30–SLN7/8"					3/4–16UNF	
CD180203.3025070	NMTB30–SLN1"			28.45			
CD180203.3032095	NMTB30–SLN1–1/4"	163.58	95.25		55		

CD1803–01 NMTB30/40/50–FMA平面铣刀柄 FACE MILL HOLDER



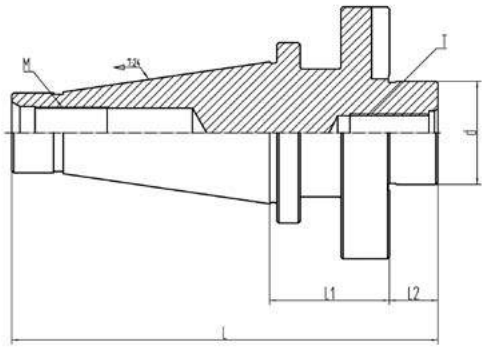

订货号 Order No.	型 号 Model No.	L	L1	L2	d	T	M
CD180301.3013032	NMTB30–FMA1/2"	114.38	31.75	14.3	1/2	1/4–28	1/2–13UNC
CD180301.3019033	NMTB30–FMA3/4"	118.87	33.27	17.27	3/4	3/8–24	
CD180301.3025033	NMTB30–FMA1"				1"	1/2–20	
CD180301.3032036	NMTB30–FMA1–1/4"	122.18	36.58		1–1/4	5/8–18	
CD180301.4013022	NMTB40–FMA1/2"	130.26	22.225	14.3	1/2	1/4–28	5/8–11UNC
CD180301.4019022	NMTB40–FMA3/4"	133.35	22.35	17.27	3/4	3/8–24	
CD180301.4025033	NMTB40–FMA1"	144.27	33.274		1"	1/2–20	
CD180301.4032038	NMTB40–FMA1–1/4"	149.1	38.1		1–1/4	5/8–18	
CD180301.4038041	NMTB40–FMA1–1/2"	158.76	41.15	23.88	1–1/2	3/4–16	
CD180301.4051051	NMTB40–FMA2"	168.41	50.8		2"	1–14	
CD180301.5013038	NMTB50–FMA1/2"	179.4	38.1	14.3	1/2	1/4–28	1"–8NUC
CD180301.5019038	NMTB50–FMA3/4"	182.37	38.1	17.27	3/4	3/8–24	
CD180301.5025051	NMTB50–FMA1"	195.07	50.8		1"	1/2–20	
CD180301.5032038	NMTB50–FMA1–1/4"	182.37	38.1		1–1/4	5/8–18	
CD180301.5038038	NMTB50–FMA1–1/2"	211.84	60.96	23.88	1–1/2	3/4–16	
CD180301.5051061	NMTB50–FMA2"				2"	1"–14	

CD1901–01 DCK 镗头刀杆基础刀柄 BBT/SK CHUCK WITH BORING HEAD



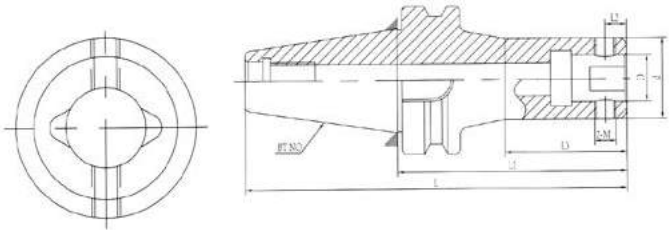

订货号 Order No.	型 号 Model No.	D	d	L	L1	L2	L3	M
CD190101.3001055	BT30–DCK1–55	11	19	103.4	55	5.05	–	M5 × 0.5
CD190101.3001070	BT30– DCK1 –70			118.4	70			
CD190101.3002080	BT30–DCK2–80	14	24	128.4	80	6.62		
CD190101.3003080	BT30–DCK3–80	18	31	128.4	80	8		M6 × 0.75
CD190101.3004070	BT30–DCK4–70	22	39	118.4	70	10		M8 × 0.75
CD190101.3005070	BT30–DCK5–70	28	50	118.4	70	13		M10 × 1
CD190101.3006060	BT30–DCK6–60	36	64	108.4	60	16		M12 × 1
CD190101.4001100	BT40–DCK1–100	11	19	165.4	100	5.05	60	M5 × 0.5
CD190101.4001130	BT40–DCK1–130			195.4	130			
CD190101.4002075	BT40–DCK2–75	14	24	140.4	75	6.62	–	
CD190101.4002100	BT40–DCK2–100			165.4	100			
CD190101.4002130	BT40–DCK2–130			195.4	130		75	
CD190101.4002160	BT40–DCK2–160			125.4	160			
CD190101.4003080	BT40–DCK3–80	18	31	145.4	80	8	–	M6 × 0.75
CD190101.4003100	BT40–DCK3–100			165.4	100			
CD190101.4003135	BT40–DCK3–135			200.4	135		85	
CD190101.4003165	BT40–DCK3–165			230.4	165			
CD190101.4004070	BT40–DCK4–70	22	39	135.4	70	10	–	M8 × 0.75
CD190101.4004100	BT40–DCK4–100			165.4	100			
CD190101.4004150	BT40–DCK4–150			215.4	150		95	
CD190101.4004170	BT40–DCK4–170			235.4	170			
CD190101.4005060	BT40–DCK5–60	28	50	125.4	60	13	–	M10 × 1
CD190101.4005080	BT40–DCK5–80			145.4	80			
CD190101.4005100	BT40–DCK5–100			165.4	100			
CD190101.4005150	BT40–DCK5–150			215.4	150			
CD190101.4006055	BT40–DCK6–55	36	64	120.4	55	16		M12 × 1
CD190101.4006100	BT40–DCK6–100			165.4	100			
CD190101.4006150	BT40–DCK6–150			215.4	150			
CD190101.5001115	BT50–DCK1–115	11	19	216.8	115	5.05	60	M5 × 0.5
CD190101.5001145	BT50–DCK1–145			246.8	145			
CD190101.5002105	BT50–DCK2–105	14	24	206.8	105	6.62	–	
CD190101.5002135	BT50–DCK2–135			236.8	135		75	
CD190101.5002165	BT50–DCK2–165			266.8	165			
CD190101.5003110	BT50–DCK3–110	18	31	211.8	110	8	–	M6 × 0.75
CD190101.5003140	BT50–DCK3–140			241.8	140		85	
CD190101.5003170	BT50–DCK3–170			271.8	170			
CD190101.5004100	BT50–DCK4–100	22	39	201.8	100	10	–	M8 × 0.75
CD190101.5004160	BT50–DCK4–160			361.8	160		95	
CD190101.5004205	BT50–DCK4–205			306.8	205			
CD190101.5005090	BT50–DCK5–90	28	50	191.8	90	13	–	M10 × 1
CD190101.5005165	BT50–DCK5–165			266.8	165			
CD190101.5005210	BT50–DCK5–210			311.8	210		120	
CD190101.5005270	BT50–DCK5–270			371.8	270			
CD190101.5006085	BT50–DCK6–85	36	64	186.8	85	16	–	M12 × 1
CD190101.5006155	BT50–DCK6–155			256.8	155			
CD190101.5006215	BT50–DCK6–215			316.8	215			
CD190101.5006250	BT50–DCK6–250			351.8	250			
CD190101.5006300	BT50–DCK6–300			401.8	300		160	
CD190101.5006350	BT50–DCK6–350			451.8	350			

CD1902–01 BT/LBK镗孔刀柄 LBK BORING TOOL HOLDER



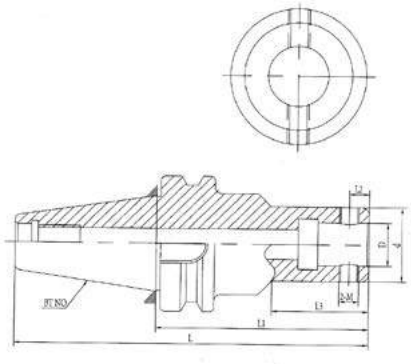

订货号 Order No.	型 号 Model No.	D	d	L	L1	L2	L3	M
CD190201.3001070	BT30–LBK1–70	11	19	118.4	70	5.05	–	M4 × 0.5
CD190101.3002080	BT30–LBK2–80	14	24	128.4	80	6.55		M5 × 0.5
CD190101.3003080	BT30–LBK3–80	18	31	128.4	80	8.05		M6 × 0.75
CD190101.3004070	BT30–LBK4–70	22	39	118.4	70	10.05		M8 × 0.75
CD190101.3005060	BT30–LBK5–60	28	50	108.4	60	13.05		M10 × 1
CD190101.3006060	BT30–LBK6–60	36	64	108.4	60	16.05		M12 × 1
CD190101.4001075	BT40–LBK1–75	11	19	140.4	75	5.05	–	M4 × 0.5
CD190101.4001105	BT40–LBK1–105			170.4	105			
CD190101.4002085	BT40–LBK2–85	14	24	150.4	85	6.55		M5 × 0.5
CD190101.4002115	BT40–LBK2–115			180.4	115			
CD190101.4003095	BT40–LBK3–95	18	31	160.4	95	8.05		M6 × 0.75
CD190101.4003125	BT40–LBK3–125			190.4	125			
CD190101.4003155	BT40–LBK3–155			220.4	155			
CD190101.4004085	BT40–LBK4–85	22	39	135.4	70	10.05		M8 × 0.75
CD190101.4004130	BT40–LBK4–130			195.4	130			
CD190101.4004175	BT40–LBK4–175			240.4	175			
CD190101.4005075	BT40–LBK5–75	28	50	140.4	75	13.05	–	M10 × 1
CD190101.4005125	BT40–LBK5–125			190.4	125			
CD190101.4005175	BT40–LBK5–175			240.4	175			
CD190101.4006065	BT40–LBK6–65	36	64	130.4	65	16.05		M12 × 1
CD190101.4006115	BT40–LBK6–115			180.4	115			
CD190101.4006165	BT40–LBK6–165			230.4	165			
CD190101.5001115	BT50–LBK1–115	11	19	216.8	115	5.05	40	M4 × 0.5
CD190101.5001145	BT50–LBK1–145			246.8	145		70	
CD190101.5002110	BT50–LBK2–110	14	24	211.8	110	6.55	–	M5 × 0.5
CD190101.5002140	BT50–LBK2–140			241.8	140			
CD190101.5003125	BT50–LBK3–125	18	31	226.8	125	8.05		M6 × 0.75
CD190101.5003155	BT50–LBK3–155			256.8	155			
CD190101.5001115	BT50–LBK4–115	22	39	216.8	115	10.05		M8 × 0.75
CD190101.5004145	BT50–LBK4–145			246.8	145			
CD190101.5004175	BT50–LBK4–175			276.8	175			
CD190101.5004205	BT50–LBK4–205	28	50	306.8	205	13.05		M10 × 1
CD190101.5005105	BT50–LBK5–105			206.8	105			
CD190101.5005180	BT50–LBK5–180			281.8	180			
CD190101.5005240	BT50–LBK5–240			341.8	240			
CD190101.5005300	BT50–LBK5–300			401.8	300		195	
CD190101.5006095	BT50–LBK6–95	36	64	196.8	95	16.05	–	M12 × 1
CD190101.5006170	BT50–LBK6–170			271.8	170			
CD190101.5006230	BT50–LBK6–230			331.8	230			
CD190101.5006290	BT50–LBK6–290			391.8	290			
CD190101.5006350	BT50–LBK6–350			451.8	350		280	

CD1902–02 SK(DIN69871)/LBK镗孔刀柄 LBK BORING TOOL HOLDER



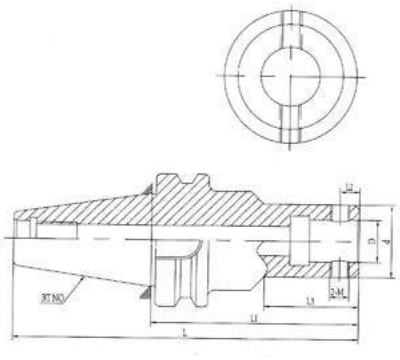

订货号 Order No.	型 号 Model No.	D	d	L	L1	L2	L3	M
CD190202.3001070	SK30–LBK1–70	11	19	118.4	70	5.05	–	M4 × 0.5
CD190202.3002080	SK30–LBK2–80	14	24	128.4	80	6.55		M5 × 0.5
CD190202.3003080	SK30–LBK3–80	18	31	128.4	80	8.05		M6 × 0.75
CD190202.3004070	SK30–LBK4–70	22	39	118.4	70	10.05		M8 × 0.75
CD190202.3005060	SK30–LBK5–60	28	50	108.4	60	13.05		M10 × 1
CD190202.3006060	SK30–LBK6–60	36	64	108.4	60	16.05		M12 × 1
CD190202.4001075	SK40–LBK1–75	11	19	140.4	75	5.05	–	M4 × 0.5
CD190202.4001105	SK40–LBK1–105			170.4	105			
CD190202.4002085	SK40–LBK2–85	14	24	150.4	85	6.55		M5 × 0.5
CD190202.4002115	SK40–LBK2–115			180.4	115			
CD190202.4003095	SK40–LBK3–95	18	31	160.4	95	8.05		M6 × 0.75
CD190202.4003125	SK40–LBK3–125			190.4	125			
CD190202.4003155	SK40–LBK3–155			220.4	155			
CD190202.4004085	SK40–LBK4–85	22	39	135.4	70	10.05		M8 × 0.75
CD190202.4004130	SK40–LBK4–130			195.4	130			
CD190202.4004175	SK40–LBK4–175			240.4	175			
CD190202.4005075	SK40–LBK5–75	28	50	140.4	75	13.05	–	M10 × 1
CD190202.4005125	SK40–LBK5–125			190.4	125			
CD190202.4005175	SK40–LBK5–175			240.4	175			
CD190202.4006065	SK40–LBK6–65	36	64	130.4	65	16.05		M12 × 1
CD190202.4006115	SK40–LBK6–115			180.4	115			
CD190202.4006165	SK40–LBK6–165			230.4	165			
CD190202.5001115	SK50–LBK1–115	11	19	216.8	115	5.05	40	M4 × 0.5
CD190202.5001145	SK50–LBK1–145			246.8	145		70	
CD190202.5002110	SK50–LBK2–110	14	24	211.8	110	6.55	–	M5 × 0.5
CD190202.5002140	SK50–LBK2–140			241.8	140			
CD190202.5003125	SK50–LBK3–125	18	31	226.8	125	8.05		M6 × 0.75
CD190202.5003155	SK50–LBK3–155			256.8	155			
CD190202.5001115	SK50–LBK4–115	22	39	216.8	115	10.05		M8 × 0.75
CD190202.5004145	SK50–LBK4–145			246.8	145			
CD190202.5004175	SK50–LBK4–175			276.8	175			
CD190202.5004205	SK50–LBK4–205	28	50	306.8	205	13.05		M10 × 1
CD190202.5005105	SK50–LBK5–105			206.8	105			
CD190202.5005180	SK50–LBK5–180			281.8	180			
CD190202.5005240	SK50–LBK5–240			341.8	240			
CD190202.5005300	SK50–LBK5–300			401.8	300		195	
CD190202.5006095	SK50–LBK6–95	36	64	196.8	95	16.05	–	M12 × 1
CD190202.5006170	SK50–LBK6–170			271.8	170			
CD190202.5006230	SK50–LBK6–230			331.8	230			
CD190202.5006290	SK50–LBK6–290			391.8	290			
CD190202.5006350	SK50–LBK6–350			451.8	350		280	

CD1902–03 HSK/LBK镗孔刀柄 LBK BORING TOOL HOLDER



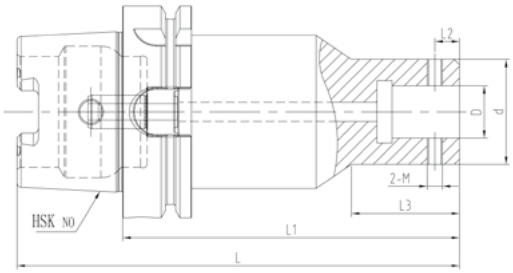

订货号 Order No.	型 号 Model No.	D	d	L	L1	L2	L3	M
CD190203.6303095	HSK63A–LBK3–95L	18	31	127	95	8.05	–	M6×0.75
CD190203.6304085	HSK63A–LBK4–85L	22	39	117	85	10.05		M8×0.75
CD190203.6305070	HSK63A–LBK5–70L	28	50	102	70	13.05		M10×1

CD1902–04 DCK等径延长接柄 EXTENSION HANDLE WITH EQUAL DIAMETER



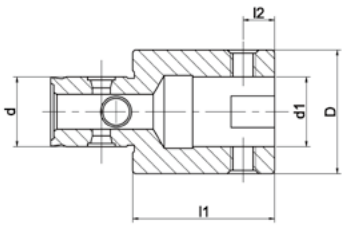

订货号 Order No.	型 号 Model No.	L	L1	L2	d
CD190204.0130011	DCK1–1–30	11	11	19	30
CD190204.0230014	DCK2–2–30	14	14	24	30
CD190204.0330018	DCK3–3–30	18	18	31	30
CD190204.0445022	DCK4–4–45	22	22	39	45
CD190204.0460022	DCK4–4–60	22	22	39	60
CD190204.0560028	DCK5–5–60	28	28	50	60
CD190204.0590028	DCK5–5–90	28	28	50	90
CD190204.0660036	DCK6–6–60	36	36	64	60
CD190204.0610036	DCK6–6–100	36	36	64	100

CD1903–01 BST 镗孔刀柄 BST BORING TOOL HOLDER



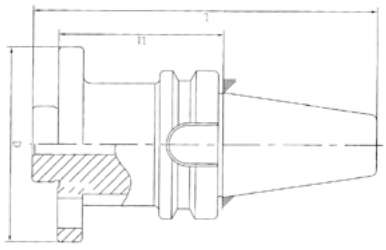

订货号 Order No.	镗头型号 Boring Head Model No.		D	L mm	L1
CD190301.4095070	BT40	–BST–70	95	146.4	70
CD190301.5095100	BT50	–BST–100		212.8	100
CD190301.5095150		–BST–150		262.8	150
CD190301.5095200		–BST–200		312.8	200
CD190301.5095250		–BST–250		362.8	250
CD190301.5095300		–BST–300		412.8	300
CD190301.5095350		–BST–350		462.8	350
CD190301.5095400		–BST–400		512.8	400

CD1904–01 RBH可调式双刃粗镗头 RBH MICRO BORING HEAD SET



使用方法：
1：按图示1松开
2：使用方法:
(1)按照圆示①松开（不完全收脱）
(2)按图示②③旋转微调螺丝，拖动刀片座至预设切削尺寸（切记小于需要的尺寸）
(3)刀片座A级刀片座B务必同时调整，两刀误差值±0.5mm
(4)请按照图示④锁紧

Method of Use
1.Loosen as figure①
2.Method of Use
1)Loosen(Not fully loosen) as figure①
2)Turn the minimal adjustment screw for push the bade seat into the pre–set cut size as figure②③(Warning,be less than the required size).
3)Be sure to adjust insert holder A and B at same time ,both inset error values is ± 0.5mm.
4)Hands locking as figure④.

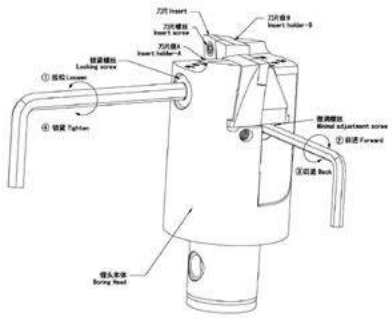

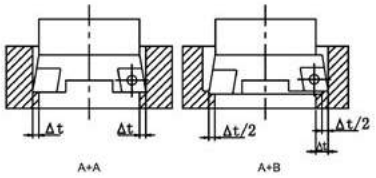

订货号 Order No.	镗头型号 Boring Head Model No.	接口型号 LBK NO	镗孔范围 Boring Range	L mm	刀片规格 Lnsert	KGS
CD190401.0225045	CDBR25–33–C	LBK2	25–33	45	CCMT060204	0.15
CD190401.0332055	CDBR32–42–C	LBK3	32–42	55	CCMT060204	0.3
CD190401.0440065	CDBR40–55–C	LBK4	40–55	65	CCMT09T304	0.5
CD190401.0552075	CDBR52–70–C	LBK5	52–70	75	CCMT09T304	1
CD190401.0668085	CDBR68–92–C	LBK6	68–92	85	CCMT120408	2
CD190401.0790100	CDBR90–122–C	LBK7	90–122	100	CCMT120408	2.9
CD190401.0120095	CDBR120–164–C	BST	120–164	95	CCMT120408	4.3
CD190401.0160095	CDBR160–204–C		160–204			5.3
CD190401.0200095	CDBR200–300–C		200–300			7
CD190401.0300130	CDBR300–410–C		300–410	130		8
CD190401.0400130	CDBR400–510–C		400–510			8.8
CD190401.0500130	CDBR500–610–C		500–610			9.6

CD1904–01 RBH可调式双刃粗镗头 RBH MICRO BORING HEAD SET

ISO	Workpiece material 被加工材料	HB 硬度	Hanging depth (stability) 悬深（稳定性）L/D		Boring range (镗削范围) D20–35		Boring range (镗削范围) D35–55		Boring range (镗削范围) D55–70		Boring range (镗削范围) D70–110		Boring range (镗削范围) D110–150		Boring range (镗削范围) D150–	
				Ap(mm)	0.5–1.2	1.2–2.5	0.8–1.5	1.5–2.5	0.8–1.5	1.5–3.0	0.8–1.5	1.5–3.5	0.8–2.0	2.0–3.5	0.8–2.0	2.0–4.0
				R(Radius)	0.2	0.4	0.2–0.4	0.5	0.2–0.4	0.4–0.8	0.2–0.4	0.4–0.8	0.2–0.4	0.4–0.8	0.2–0.4	0.4–0.8
P	Carbon steel 碳钢	HB <200	2.5 (high高)	Vc(m/min)	150–180	120–150	160–200	140–170	160–200	140–180	160–200	150–180	180–250	160–200	220–280	200–250
				f(mm/rev)	0.1–0.2	0.08–0.2	0.15–0.2	0.1–0.175	0.15–0.25	0.08–0.2	0.15–0.25	0.08–0.2	0.15–0.3	0.1–0.2	0.15–0.3	0.1–0.15
			4 (general 一般)	Vc(m/min)	140–160	100–140	160–180	120–150	160–180	120–150	140–180	120–150	160–200	140–180	/	/
				f(mm/rev)	0.1–0.18	0.08–0.15	0.1–0.12	0.08–0.1	0.1–0.12	0.08–0.1	0.08–0.2	0.08–0.15	0.1–0.2	0.08–0.15	/	/
			6.0 (poo差)	Vc(m/min)	60–80	40–60	60–90	50–60	70–90	50–70	70–100	50–70	/	/	/	/
				f(mm/rev)	0.06–0.12	0.06–0.1	0.06–0.12	0.06–0.1	0.06–0.1	0.06–0.1	0.06–0.1	0.06–0.1	/	/	/	/
p	Alloy steel 合金钢	HB <200	2.5 (high高)	Vc(m/min)	140–160	90–120	150–180	100–130	160–200	140–180	160–220	140–180	160–220	140–180	160–220	140–180
				f(mm/rev)	0.08–0.18	0.08–0.15	0.08–0.2	0.08–0.18	0.1–0.25	0.1–0.15	0.1–0.3	0.1–0.25	0.1–0.3	0.1–0.25	0.1–0.35	0.1–0.3
			4 (general 一般)	Vc(m/min)	100–130	70–100	110–150	90–120	140–180	100–130	150–200	120–160	120–160	120–160	/	/
				f(mm/rev)	0.08–0.15	0.06–0.12	0.08–0.18	0.08–0.15	0.08–0.18	0.08–0.12	0.1–0.2	0.08–0.18	0.1–0.2	0.08–0.18	/	/
			6.0 (poo差)	Vc(m/min)	80–100	60–90	80–100	70–90	100–140	80–120	100–140	100–140	/	/	/	/
				f(mm/rev)	0.08–0.15	0.06–0.1	0.06–0.12	0.06–0.12	0.06–0.15	0.08–0.1	0.08–0.18	0.08–0.15	/	/	/	/

ISO	Workpiece material 被加工材料	HB 硬度	Hanging depth (stability) 悬深（稳定性）L/D		Boring range (镗削范围) D20–35		Boring range (镗削范围) D35–55		Boring range (镗削范围) D55–70		Boring range (镗削范围) D70–110		Boring range (镗削范围) D110–150		Boring range (镗削范围) D150–	
				Ap(mm)	0.5–1.0	1.0–1.8	0.5–1.0	1.0–1.8	0.5–1.2	1.2–2.0	0.8–1.8	1.8–2.5	0.8–2.0	2.0–3.0	0.8–2.0	2.0–3.5
				R(Radius)	0.2	0.4	0.2–0.4	0.4	0.2–0.4	0.4–0.8	0.2–0.4	0.4–0.8	0.2–0.4	0.4–0.8	0.2–0.4	0.4–0.8
M	Stainless steel 不锈钢	铁素体&马氏体	2.5 (high高)	Vc(m/min)	100–150	110–130	120–160	100–150	120–160	110–160	130–220	120–200	140–220	120–180	150–220	120–200
				f(mm/rev)	0.08–0.15	0.06–0.12	0.08–0.18	0.06–0.12	0.08–0.25	0.08–0.18	0.08–0.3	0.08–0.25	0.08–0.3	0.08–0.25	0.08–0.3	0.08–0.25
			4 (general 一般)	Vc(m/min)	90–130	90–120	100–140	90–140	100–150	80–120	100–160	90–140	120–180	90–140	/	/
				f(mm/rev)	0.08–0.12	0.06–0.1	0.08–0.12	0.06–0.1	0.08–0.18	0.08–0.12	0.08–0.2	0.08–0.18	0.08–0.25	0.08–0.18	/	/
			6.0 (poo差)	Vc(m/min)	60–90	50–70	60–90	50–70	70–100	50–70	70–100	50–70	/	/	/	/
				f(mm/rev)	0.06–0.1	0.06–0.1	0.06–0.12	0.06–0.1	0.06–0.15	0.08–0.1	0.08–0.1	0.08–0.15	/	/	/	/

ISO	Workpiece material 被加工材料	HB 硬度	Hanging depth (stability) 悬深（稳定性）L/D		Boring range (镗削范围) D20–35		Boring range (镗削范围) D35–55		Boring range (镗削范围) D55–70		Boring range (镗削范围) D70–110		Boring range (镗削范围) D110–150		Boring range (镗削范围) D150–	
				Ap(mm)	0.5–1.0	1.0–1.8	0.5–1.0	1.0–1.8	0.5–1.2	1.2–2.0	0.8–1.8	1.8–2.5	0.8–2.0	2.0–3.0	0.8–2.0	2.0–3.5
				R(Radius)	0.2	0.4	0.2–0.4	0.4	0.2–0.4	0.4–0.8	0.2–0.4	0.4–0.8	0.2–0.4	0.4–0.8	0.2–0.4	0.4–0.8
M	Stainless steel 不锈钢	铁素体&马氏体	2.5 (high高)	Vc(m/min)	120–160	100–140	120–180	110–150	120–180	110–150	130–220	110–150	150–250	180–280	150–250	180–280
				f(mm/rev)	0.06–0.15	0.06–0.18	0.06–0.15	0.06–0.12	0.08–0.2	0.08–0.12	0.08–0.3	0.08–0.3	0.08–0.25	0.08–0.35	0.08–0.25	0.08–0.35
			4 (general 一般)	Vc(m/min)	100–140	80–120	100–150	80–120	100–150	80–120	140–180	80–120	120–170	120–170	/	/
				f(mm/rev)	0.06–0.12	0.06–0.1	0.06–0.12	0.06–0.1	0.08–0.12	0.08–0.1	0.08–0.2	0.08–0.2	0.08–0.18	0.08–0.25	/	/
			6.0 (poo差)	Vc(m/min)	70–100	60–90	70–100	60–90	70–100	60–90	70–100	60–90	/	/	/	/
				f(mm/rev)	0.06–0.1	0.06–0.1	0.06–0.1	0.06–0.1	0.08–0.1	0.08–0.15	0.08–0.2	0.08–0.12	/	/	/	/

ISO	Workpiece material 被加工材料	HB 硬度	Hanging depth (stability) 悬深（稳定性）L/D		Boring range (镗削范围) D20–35		Boring range (镗削范围) D35–55		Boring range (镗削范围) D55–70		Boring range (镗削范围) D70–110		Boring range (镗削范围) D110–150		Boring range (镗削范围) D150–	
				Ap(mm)	0.5–1.5	1.5–2.5	0.5–1.5	1.5–2.5	0.5–2.0	1.2–3.0	0.8–3.0	1.8–4.0	0.8–3.0	2.0–4.0	0.8–3.0	2.0–4.5
				R(Radius)	0.2	0.4	0.2–0.4	0.4	0.2–0.4	0.4–0.8	0.2–0.4	0.4–0.8	0.2–0.4	0.4–0.8	0.2–0.4	0.4–0.8
M	Stainless steel 不锈钢	铁素体&马氏体	2.5 (high高)	Vc(m/min)	180–250	220–280	180–250	220–280	180–250	220–280	180–250	220–280	150–250	220–280	180–250	220–280
				f(mm/rev)	0.06–0.2	0.06–0.25	0.06–0.25	0.06–0.25	0.06–0.25	0.06–0.3	0.06–0.3	0.06–0.3	0.06–0.3	0.06–0.4	0.06–0.3	0.06–0.4
			4 (general 一般)	Vc(m/min)	120–220	120–220	120–220	120–220	120–220	120–220	120–220	120–220	120–220	120–220	/	/
				f(mm/rev)	0.06–0.2	0.06–0.2	0.06–0.2	0.06–0.2	0.06–0.2	0.06–0.25	0.06–0.2	0.06–0.25	0.06–0.2	0.06–0.25	/	/
			6.0 (poo差)	Vc(m/min)	60–100	60–100	60–100	60–100	60–100	60–100	60–100	60–100	/	/	/	/
				f(mm/rev)	0.06–0.1	0.06–0.1	0.06–0.1	0.06–0.1	0.06–0.1	0.06–0.1	0.06–0.1	0.06–0.1	/	/	/	/

CD1905–01 NBJ16微调精镗刀系列NBJ16 MICRO BORING HEAD SET



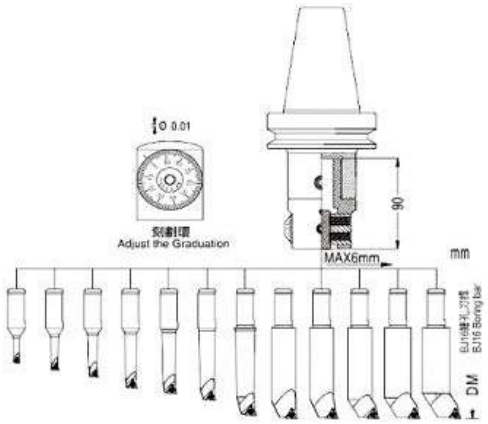

订货号 Order No.	型号 Model No:	镗孔范围（直径） Boring range	刀杆规格 Shank Size	L1	DrawBolt
CD190501.3016550	BT30–NBJ16	06~51	BT30–NBJ16–55	55	–
CD190501.4016550	BT40–NBJ16	06~51	BT40–NBJ16–55	55	–
CD190501.5016650	BT50–NBJ16	06~51	BT50–NBJ16–65	65	–
CD190501.5016850	BT50–NBJ16	06~51	BT50–NBJ16–85	85	–
CD190501.4016055	NT40–NBJ16	06~51	NT40–NBJ16–55	55	M16*2.0P 5/8"–11
CD190501.5016065	NT50–NBJ16	06~51	NT50–NBJ16–65	65	M24*3.0P 1"–8

–NBJ16微调镗孔系统：镗孔范围6~51mm. NBJ16 fine–tuning boring system: boring range 6 ~ 51 mm.

BJ16–12PCS镗刀组 BORING CUTTER



订货号 Order No.	型号 Model No:	范围 Boring range Dmin–Dmax		深度 DM	刀片 Inser	螺丝 Bolt	板手 Wrench
CD190501.1606024	BJ1606–24	6	9	24	TBGT0601.L	SB–1STR–M2	T6
CD190501.1608032	BJ1608–32	8	10		TBGT0601.L	SB–1STR–M2	T6
CD190501.1610040	BJ1610–40	10	13	40			
CD190501.1612053	BJ1612–53	12	15	53	TPGH0902.L	SB–2TR–M2.5	T8
CD190501.1614060	BJ1614–60	14	17	60			
CD190501.1616068	BJ1616–68	16	21	68			
CD190501.1620083	BJ1620–83	20	26	83	TPGH1103.L	SB–3TR–M3	T8
CD190501.1625090	BJ1625–90	25	31	90			
CD190501.1630090	BJ1630–90	30	36	90			
CD190501.1635090	BJ1635–90	35	41	90			
CD190501.1640090	BJ1640–90	40	46	90			
CD190501.1645090	BJ1645–90	45	51	90			

–BJ16–8PCS套装标准配置：BJ1608–32、1610–40、1612–53、1616–68、1620–83、1625–90、1630–90、1640–90
–BJ16镗刀杆可另外选购镗孔头、套筒及钨钢柄镗刀杆使用。
–BJ16镗孔刀杆可依据需求自由选配。

–BJ16–8 PCS set standard configuration: BJ1608–32, 1610–40, 1612–53, 1616–68, 1620–83, 83–90, 1630–1630, 1640–90
–BJ16 boring bar can also purchase boring head, sleeve and tungsten stalk boring rod.
–BJ16 boring cutter bar free selection can be based on demand.

CD1906–01 NBH2084 微调精镗孔镗头 MICRO BORING HEAD SET(NBH2048)

微调精镗孔头套装

MICRO BORING HEAD SETS(NBH2084)

微调镗孔头具有精密的调整螺杆，每调整一刻划读数为0.005mm（直径为0.01mm），可轻易的调节尺寸，附有8支大小舍弃式的镗刀柄，可方便的替换刀片，可任意的选择锥柄，可适合任何的机床选用。具有稳定性的镗孔功能及任意调整尺寸，有8种尺寸的舍弃式刀柄可以任意选择不同的镗孔范围。

Feature:

◎ The precision adjustable boring head is designed with precise worm,can adjust 0.01diameter for each to change the dimension.

◎ With 8 pieces of various disposal boring shanks,easy to change

◎ To use shanks optional and fit to various machines.

◎ Stable boring functions,easy to change the dimensions.

◎ Expandable boring size to use 8 different kinds of boring shanks.

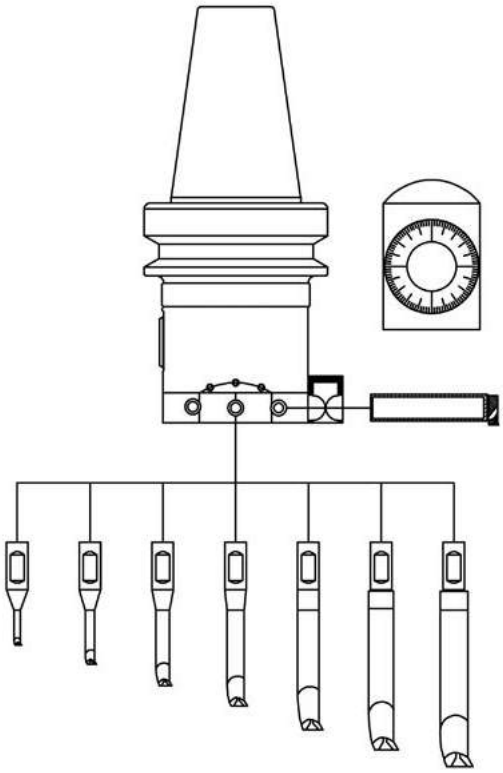

(Unit:mm)

SBJ20 BORING BAR SET–SBJ20–镗刀组

SBJ20 8PCS standard size:
SBJ20 8PCS 标准规格

订货号 Order No.	型 号 Model No.	镗孔范围 Boring range		深度 Dimensions DM	刀片 Insert	螺丝 Bolt	扳手 Wremch
		D Min	D Max				
CD190601.2084110	SBJ2008–32	8	11	32	TBGT0601..L	SB–1STR–M2	T6
CD190601.2084130	SBJ2010–40	10	13	40	TBGH0601..L	SB–1STR–M2	T6
CD190601.2084170	SBJ2012–53	12	17	53	TPGH0902..L	SB–2TR–M2.5	T8
CD190601.2084210	SBJ2016–68	16	21	68	TPGH0902..L	SB–2TR–M2.5	T8
CD190601.2084860	SBJ2020–83	20	130	83	TPGH1103..L	SB–3TR–M3	T8
CD190601.2025960	SBJ2025–96	25	135	96	TPGH1103..L	SB–3TR–M3	T8
CD190601.2084140	SBJ2030–115	30	140	115	TPGH1103..L	SB–3TR–M3	T8
CD190601.2084280	SBJ–L20–20	120	280	84+BTL1	TPGH1103..L	SB–3TR–M3	T8

–SBJ20 boring bar NOT including inserts

CD1907–01 NBH2084微调精镗孔镗头套装 NBH2084 MICRO BORING HEAD SET





NBH2084 SET

订货号 Order No.	型 号 Model No.	镗孔范围(直径)Boring range		规格 Type	KGS
		Min	Max		
CD190701.3020120	BT30–NBH2084–8PCS	8	280	M12 × 1.75P	7.4
CD190701.4020160	BT40–NBH2084–8PCS	8	280	M16 × 2.0P	9.0
CD190701.5020240	BT50–NBH2084–8PCS	8	280	M24 × 3.0P	11.7
CD190701.0828110	R8–NBH2084–8PCS	8	280	7/16"–20UNC	10.0
CD190701.3020127	NT30–NBH2084–8PCS	8	280	1/2"–12UNC	9.8
CD190701.3020840	NT30–NBH2084–8PCS	8	280	M12 × 1.75P	9.8
CD190701.4020159	NT40–NBH2084–8PCS	8	280	5/8"–11UNC	10.3
CD190701.4020840	NT40–NBH20 84–8PCS	8	280	M16 × 2.0P	10.3
CD190701.5020254	NT50–NBH2084–8PCS	8	280	1"–8UNC	10.8
CD190701.5020840	NT50–NBH2084–8PCS	8	280	M24 × 3.0P	10.8
CD190701.0320127	MT3–NBH2084–8PCS	8	280	1/2"–12UNC	7.8
CD190701.0320120	MT3–NBH2084–8PCS	8	280	M12 × 1.75P	7.8
CD190701.0420159	MT4–NBH2084–8PCS	8	280	5/8"–11UNC	10.3
CD190701.0420160	MT4–NBH2084–8PCS	8	280	M16 × 2.0P	10.3
CD190701.0520254	MT5–NBH2084–8PCS	8	280	1"–8UNC	10.8
CD190701.0520240	MT5–NBH2084–8PCS	8	280	M24 × 3.0P	10.8
CD190701.2020840	20–NBH2084–8PCS	8	280	ϕ20 × 60	7.9
CD190701.2520840	25–NBH2084–8PCS	8	280	ϕ20 × 60	8.0
CD190701.3220840	32–NBH2084–8PCS	8	280	ϕ20 × 60	8.1

CD1908–01 CBH微调精镗头CBH MICRO BORING HEAD SET



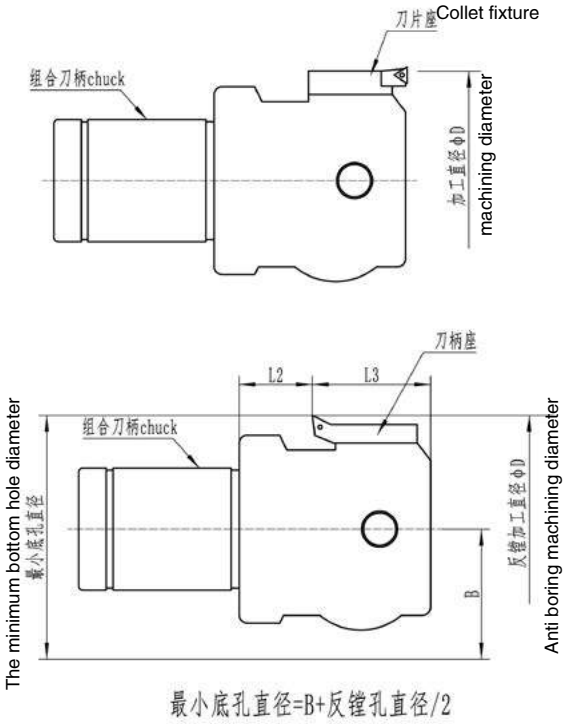

The minimum bottom hole diameter=B+Anti boring bore diameter/2

◇ 特点

◎ CBH精镗刀适用于精镗孔，工作范围20–202mm均可配选用。
◎ 调整刻度为圆角50等分，每格调整尺寸为直径0.01mm，另有副尺可作更精密之调整。
◎ 精密导程螺丝位于内部，不受切削、磨损、生锈等影响，具有内润滑，精准耐用。
◎ 内藏式水孔，刀尖直接冷却，刀片寿命长。

◇ Features

◎ CBH finish boring head is suitable for finish boring with working ranges from Φ20mm to 202mm on diameter.
◎ The dial has been graduated into 50 divisions,each of which is 0.01mm on diameter availabie is a sub–dial for finer adjustment.
◎ High precision intertal lead screw with inner,lubrication is free from the effects of chip,featuring high durability.
◎ Coolant nozzle easily cools the insert elongating its working life.

订货号 Order No.	型 号 Model No.	组合刀柄 Chuck	刀片座	正镗			反镗				刀片	重量
				镗孔范围	L	L1	镗孔范围	L2	L3	B		
CD190801.0126325	CBH20–36	LBK1	CBH1–1	20–26	32.5	29.5	–	10.5	19	10	TP08	0.07
CD190801.0132325			CBH1–2	25–31			30–31					
CD190801.0336325			CBH1–3	30–36			30–36					
CD190801.0233355	CBH25–47	LBK2	CBH2–1	25–33	35.5	32.5	–	11.5	21	12.5		0.12
CD190801.0242355			CBH2–2	32–42			36–40					
CD190801.0347355			CBH2–3	39–47			39–47					
CD190801.0342420	CBH32–60	LBK3	CBH3–1	32–42	40	35	–	10	25	16		0.21
CD190801.0251400			CBH3–2	41–51			46–51					
CD190801.0360400			CBH3–3	50–60			50–60					
CD190801.0154470	CBH41–74	LBK4	CBH4–1	41–54	47	43	–	14	29	20	TC11	0.4
CD190801.0263470			CBH4–2	50–63			53–63					
CD190801.0374470			CBH4–3	61–74			61–74					
CD190801.0170570	CBH53–95	LBK5	CBH5–1	53–70	57	53	62–70	19	34	25.5		1.1
CD190801.0282570			CBH5–2	65–82			65–82					
CD190801.0395570			CBH5–3	78–95			78–95					
CD190801.0110071	CBH68–150	LBK6	CBH6–1	68–100	71	67.2	80–100	22	45.2	32.5		1.47
CD190801.0212671			CBH6–2	94–126			94–126					
CD190801.0315071			CBH6–3	118–150			118–150					
CD190801.0115387	CBH100–203	LBK6	CBH6–1	100–153	87	83.2	112–153	22	45.2	45.5		2.46
CD190801.0217987			CBH6–2	126–179			126–179					
CD190801.0320387			CBH6–3	150–203			150–203					

CD1909–01 F1–50 镗头 F1–50 BORING HEAD



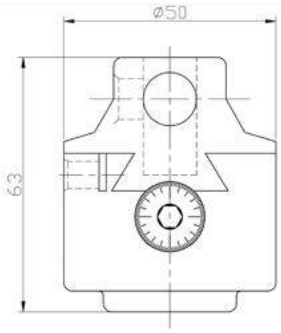

订货号 Order No.	型 号 Model No.	外部尺寸 Outside dimension	总长 Length overall	竖孔直径 Boring bar hole size	最大位移 Max offset	横孔直径 Shaft hole diameter	最大位移 Max offset	最小刻度值 Min graduation	镗削直径 Dia of Bring	KGS
CD190901.5013127	F1inch	2"Dia	2–7/16"	1/2"	5/8"	1/2"	5/8"	0.01mm	3/8–5"	0.7
CD190901.5012125	F1mm	50	63	12	16	12	16	0.01mm	10–125mm	0.7

CD1909–02 F1–75 镗头 F1–75 BORING HEAD



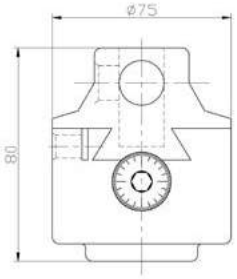

订货号 Order No.	型 号 Model No.	外部尺寸 Outside dimension	总长 Length overall	竖孔直径 Boring bar hole size	最大位移 Max offset	横孔直径 Shaft hole diameter	最大位移 Max offset	最小刻度值 Min graduation	镗削直径 Dia of Bring	KGS
CD190902.7519229	F1inch	3"Dia	3–5/32"	3/4"	1"	3/4"	1"	0.01	1/2"–9"	2
CD190902.7518229	F1mm	75	80	18	25	18	25	0.01	12–225mm	2

CD1909–03 F1–100 镗头 F1–100 BORING HEAD



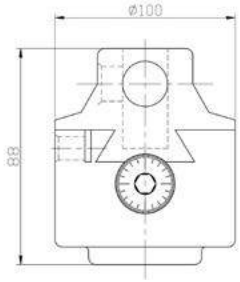

订货号 Order No.	型 号 Model No.	外部尺寸 Outside dimension	总长 Length overall	竖孔直径 Boring bar hole size	最大位移 Max offset	横孔直径 Shaft hole diameter	最大位移 Max offset	最小刻度值 Min graduation	镗削直径 Dia of Bring	KGS
CD190903.10025635	F1inch	4"Dia	3–1/2"	1"	1–5/8"	1"	1–5/8"	0.01	5/8"–25"	4
CD190903.10025630	F1mm	100	88	25	41	25	41	0.01	15–630mm	4

CD1909–04 F1镗头柄 F1 BORING SHANK

订货号 Order No.	型 号 Model No.	T	KGS
CD190904.4016200	BT40	M16×2.0P	1.24
CD190904.5024300	BT50	M24×3.0P	3.97
CD190904.0811200	R8	7/16–20UNF	0.6
CD190904.3013120	NT30	1/2–12UNC	0.6
CD190904.3012175	NT30	M12×1.75P	0.6
CD190904.4016110	NT40	5/8–11UNC	1.2
CD190904.4016201	NT40	M16×2.0P	1.2
CD190904.5025800	NT50	1"–8UNC	3.14
CD190904.5024301	NT50	M24×3.0P	3.14
CD190904.0296160	MT2	3/8–16UNC	0.4
CD190904.0210150	MT2	M10×1.5	0.4
CD190904.0313130	MT3	1/2–13UNC	0.44
CD190904.0312175	MT3	M12×1.75P	0.44
CD190904.0413110	MT4	5/8"–11UNC	0.95
CD190904.0416320	MT4	M16×2.0P	0.95
CD190904.0525800	MT5	3/4"–10UNC	1.7
CD190904.0524300	MT5	M20×2.5P	1.7

订货号 Order No.	型 号 Model No.	D	L	KGS
CD190904.2020060	C20	20	60	0.4
CD190904.2525060	C25	25	60	0.5
CD190904.3232060	C32	32	60	0.6



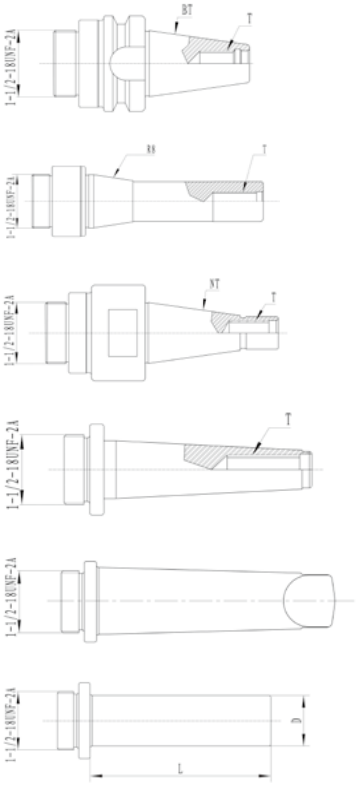

CD1909–05 F1–套装镗头 F1–PRECISION BORING HEAD SET

订货号 Order No.	型 号 Model No.	镗头支数 Boring bar pcs	柄部 Shank
CD190905.0151090	F1–2"	9	NT/BT30 NT/BT40 NT/BT50 MT2 MT3 MT4 MT5 R8/C直柄
CD190905.0150090	F1–50		
CD190905.0176060	F1–3"	6	
CD190905.0175060	F1–75		
CD190905.0111070	F1–4"	7	
CD190905.0110070	F1–100		
CD190905.0151120	F1–2"	12	
CD190905.0150120	F1–50		
CD190905.0176120	F1–3"		
CD190905.0175120	F1–75		
CD190905.0111120	F1–4"		
CD190905.0110120	F1–100		



注：订购F1套装镗头时，请注明连接镗头柄的形式。 When ordering F1 boring bar head,please specify the form of Boring bar .

VDI 刀夹柄部标准 TOOLHOLDERS VDI 3425–2 DIN69880

车削刀夹是车削工具系统中的一部分，是专门用于车削加工中心和数控车体的工具刀夹，能使各种标准刀具（钻头、铣刀）等安装到车削加工中心和数控车床上，使车床完成车钻、铰刀、攻丝、镗等切削加工。

Tool holders is a part of the turning tool system, specialized using in turning center and CNC machine, can make all kinds of standard tools (drill, milling cutter) be installed in turning center and CNC machine, finish turning processing, such as drilling, reamer, tapping, boring etc.

GB/T.19449–2004(与ISO10889–1:1997/DIN69880–1:1994等效)

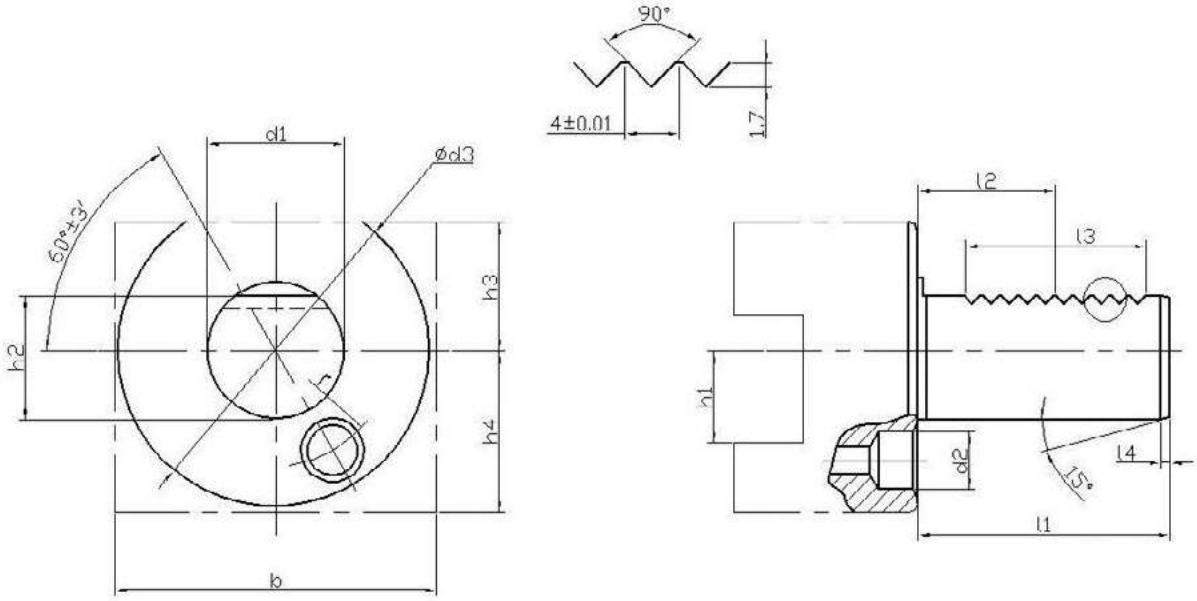

h1	b	d1 (h6)	d2 (H8)	d3	h2 ± 0.05	h3 min	h4	r ± 0.02	l1 max	l2 −0.25 −0.35	l3 max	l4 max
16	50	20	10	48	18	18	25	18	40	22	32	2
20	70	30	14	68	27	28	35	25	55	30	48	2
25	85	40	14	83	36	32.5	42.5	32	63	30	48	3
32	100	50	16	98	45	35	50	37	78	36	56	3
32	125	60	16	123	55	42.5	62.5	48	94	44	56	4
40	160	80	20	158	72	55	80	65	124	60	80	4

CD2001–01 径向右刀夹 AXIAL FEED （RIGHT）TOOL HOLDER

Form B1

订货号 Order No.	型 号 Model No.	D	S	P	T	L	H	A	B	C
CD200101.0116024	B1–16X12	16	12/10	22	20	24	11	23	42	5
CD200101.0116034	B1–16X12L					34				
CD200101.0120030	B1–20X16	20	16/12	30	25	30	14	30	55	7
CD200101.0120040	B1–20X16L					40				
CD200101.0125030	B1–25X16	25				30				
CD200101.0125040	B1–25X16L					40				
CD200101.0130040	B1–30X20	30	20/16	38	28	40	18	35	70	10
CD200101.0130060	B1–30X20L					60				
CD200101.0140044	B1–40X25	40	25/20	48	32	44	22	42	85	12
CD200101.0150055	B1–50X32	50	32/25	60	35	55	25	50	100	16
CD200101.0160060	B1–60X32	60		62.5	42.5	60	30	62.5	125	

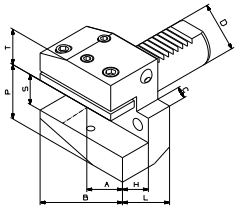



CD2001–02 径向左刀夹 AXIAL FEED （LEFT）TOOL HOLDER

Form B2

订货号 Order No.	型 号 Model No.	D	S	P	T	L	H	A	B	C
CD200102.0216024	B2–16X12	16	12/10	22	20	24	11	23	42	5
CD200102.0216034	B2–16X12L					34				
CD200102.0220030	B2–20X16	20	16/12	30	25	30	14	30	55	7
CD200102.0220040	B2–20X16L					40				
CD200102.0225030	B2–25X16	25				30				
CD200102.0225040	B2–25X16L					40				
CD200102.0230040	B2–30X20	30	20/16	38	28	40	18	35	70	10
CD200102.0230060	B2–30X20L					60				
CD200102.0240044	B2–40X25	40	25/20	48	32	44	22	42	85	12
CD200102.0250055	B2–50X32	50	32/25	60	35	55	25	50	100	16
CD200102.0260060	B2–60X32	60		62.5	42.5	60	30	62.5	125	

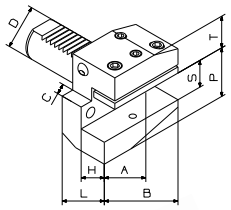



CD2001–03 径向右刀夹（反）AXIAL REVERSE FEED （RIGHT）TOOL HOLDER

Form B3

订货号 Order No.	型 号 Model No.	D	S	P	T	L	H	A	B	C
CD200103.0316024	B3–16X12	16	12/10	22	20	24	11	23	42	5
CD200103.0316034	B3–16X12L					34				
CD200103.0330030	B3–20X16	20	16/12	30	25	30	14	30	55	7
CD200103.0320040	B3–20X16L					40				
CD200103.0325030	B3–25X16	25				30				
CD200103.0325040	B3–25X16L					40				
CD200103.0330040	B3–30X20	30	20/16	38	28	40	18	35	70	10
CD200103.0330060	B3–30X20L					60				
CD200103.0340044	B3–40X25	40	25/20	48	32	44	22	42	85	12
CD200103.0350055	B3–50X32	50	32/25	60	50	55	25	50	100	16
CD200103.0360060	B3–60X32	60		62.5	62.5	60	30	62.5	125	

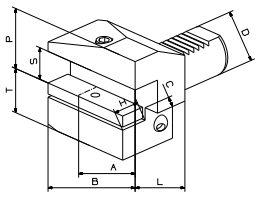



CD2001–04 径向左刀夹(反）AXIAL REVERSE FEED （LEFT）TOOL HOLDER

Form B4

订货号 Order No.	型 号 Model No.	D	S	P	T	L	H	A	B	C
CD200104.0416024	B4–16X12	16	12/10	22	20	24	11	23	42	5
CD200104.0416034	B4–16X12L					34				
CD200104.0420030	B4–20X16	20	16/12	30	25	30	14	30	55	7
CD200104.0420040	B4–20X16L					40				
CD200104.0425030	B4–25X16	25				30				
CD200104.0425040	B4–25X16L					40				
CD200104.0430040	B4–30X20	30	20/16	38	28	40	18	35	70	10
CD200104.0430060	B4–30X20L					60				
CD200104.0440044	B4–40X25	40	25/20	48	32	44	22	42	85	12
CD200104.0450055	B4–50X32	50	32/25	60	50	55	25	50	100	16
CD200104.0460060	B4–60X32	60		62.5	62.5	60	30	62.5	125	

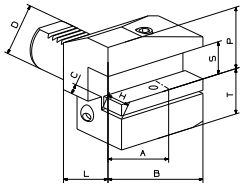



CD2001–05 径向右刀夹（长）AXIAL FEED （RIGHT）TOOL HOLDER （LONG）

Form B5

订货号 Order No.	型 号 Model No.	D	S	P	T	L	H	A	B	C
CD200105.0516024	B5–16X12	16	12/10	22	20	24	11	39	58	5
CD200105.0516034	B5–16X12L					34				
CD200105.0520030	B5–20X16	20	16/12	30	25	30	14	50	75	7
CD200105.0520040	B5–20X16L					40				
CD200105.0525030	B5–25X16	25				30				
CD200105.0525040	B5–25X16L					40				
CD200105.0530040	B5–30X20	30	20/16	38	28	40	18	65	100	10
CD200105.0530060	B5–30X20L					60				
CD200105.0540044	B5–40X25	40	25/20	48	32	44	22	75	118	12
CD200105.0550055	B5–50X32	50	32/25	60	35	55	25	80	130	16
CD200105.0560060	B5–60X32	60		62.5	42.5	60	30	82.5	145	

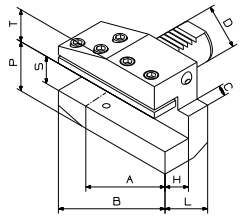



CD2001–06 径向左刀夹（长）AXIAL FEED （LEFT）TOOL HOLDER （LONG）

Form B6

订货号 Order No.	型 号 Model No.	D	S	P	T	L	H	A	B	C
CD200106.0616024	B6–16X12	16	12/10	22	20	24	11	39	58	5
CD200106.0616034	B6–16X12L					34				
CD200106.0620030	B6–20X16	20	16/12	30	25	30	14	50	75	7
CD200106.0620040	B6–20X16L					40				
CD200106.0625030	B6–25X16	25				30				
CD200106.0625040	B6–25X16L					40				
CD200106.0630040	B6–30X20	30	20/16	38	28	40	18	65	100	10
CD200106.0630060	B6–30X20L					60				
CD200106.0640044	B6–40X25	40	25/20	48	32	44	22	75	118	12
CD200106.0650055	B6–50X32	50	32/25	60	35	55	25	80	130	16
CD200106.0660060	B6–60X32	60		62.5	42.5	60	30	82.5	145	

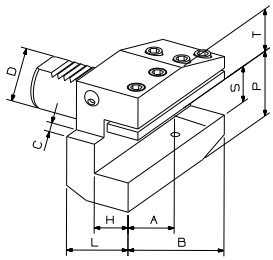



CD2001–07 径向右刀夹（长反）AXIAL REVERSE FEED （RIGHT）TOOL HOLDER （LONG）

订货号 Order No.	型 号 Model No.	D	S	P	T	L	H	A	B	C
CD200107.0716024	B7–16X12	16	12/10	22	20	24	11	39	58	5
CD200107.0716034	B7–16X12L					34				
CD200107.0720030	B7–20X16	20	16/12	30	25	30	14	50	75	7
CD200107.0720040	B7–20X16L					40				
CD200107.0725030	B7–25X16	25				30				
CD200107.0725040	B7–25X16L					40				
CD200107.0730040	B7–30X20	30	20/16	38	35	40	18	65	100	10
CD200107.0730060	B7–30X20L					60				
CD200107.0740044	B7–40X25	40	25/20	48	42	44	22	75	118	12
CD200107.0750055	B7–50X32	50	32/25	60	50	55	25	80	130	16
CD200107.0760060	B7–60X32	60		62.5	62.5	60	30	82.5	145	

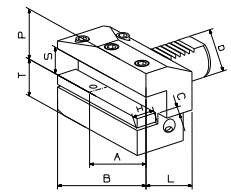

Form B7

CD2001–08 径向左刀夹（长反）AXIAL REVERSE FEED （LEFT）TOOL HOLDER （LONG）

订货号 Order No.	型 号 Model No.	D	S	P	T	L	H	A	B	C
CD200108.0816024	B8–16X12	16	12/10	22	20	24	11	39	58	5
CD200108.0816034	B8–16X12L					34				
CD200108.0820030	B8–20X16	20	16/12	30	25	30	14	50	75	7
CD200108.0820040	B8–20X16L					40				
CD200108.0825030	B8–25X16	25				30				
CD200108.0825040	B8–25X16L					40				
CD200108.0830040	B8–30X20	30	20/16	38	35	40	18	65	100	10
CD200108.0830060	B8–30X20L					60				
CD200108.0840044	B8–40X25	40	25/20	48	42	44	22	75	118	12
CD200108.0850055	B8–50X32	50	32/25	60	50	55	25	80	130	16
CD200108.0860060	B8–60X32	60		62.5	62.5	60	30	82.5	145	

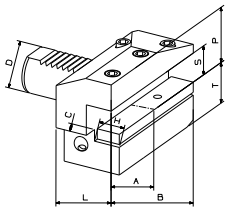

Form B8

CD2002–01 轴向右刀夹 RADIAL FEED （RIGHT）TOOL HOLDER

订货号 Order No.	型 号 Model No.	D	S	P	T	L	I	H	A	C
CD200201.0116043	C1–16X12	16	12/10	22	20	43	24	11	44	5
CD200201.0120065	C1–20X16	20	16/12	30	25	65	40	14	50	7
CD200201.0125058	C1–25X16	25	16/12	30	25	58	33	14	55	7
CD200201.0130070	C1–30X20	30	20/16	38	28	70	35	18	70	10
CD200201.0140085	C1–40X25	40	25/20	48	32	85	48	22	85	12
CD200201.0150100	C1–50X32	50	32/25	60	35	100	50	24	100	16
CD200201.0160125	C1–60X32	60	32/25	62.5	42.5	125	62.5	30	125	16

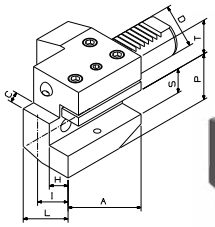

Form C1

CD2002–02 轴向左刀夹 RADIAL FEED （LEFT）TOOL HOLDER

订货号 Order No.	型 号 Model No.	D	S	P	T	L	I	H	A	C
CD200202.0216043	C2–16X12	16	12/10	22	20	43	24	11	44	5
CD200202.0220065	C2–20X16	20	16/12	30	25	65	40	14	50	7
CD200202.0225058	C2–25X16	25	16/12	30	25	58	33	14	55	7
CD200202.0230076	C2–30X20	30	20/16	38	28	76	40	18	70	10
CD200202.4025090	C2–40X25	40	25/20	48	32	90	48	22	85	12
CD200202.0250105	C2–50X32	50	32/25	60	35	105	55	25	100	16
CD200202.0260125	C2–60X32	60	32/25	62.5	42.5	125	62.5	30	125	16

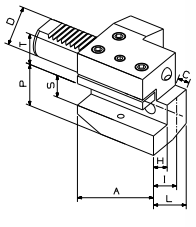
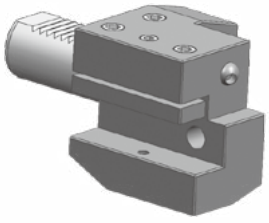
Form C2

CD2002–03 轴向右刀夹（反）RADIAL REVERSE FEED （RIGHT）TOOL HOLDER

Form C3

订货号 Order No.	型 号 Model No.	D	S	P	T	L	I	H	A	C
CD200203.0316043	C3–16X12	16	12/10	22	20	43	24	11	44	5
CD200203.0320065	C3–20X16	20	16/12	30	25	65	40	14	50	7
CD200203.0325058	C3–25X16	25	16/12	30	25	58	33	14	55	7
CD200203.0330070	C3–30X20	30	20/16	38	35	70	35	18	70	10
CD200203.0340085	C3–40X25	40	25/20	48	42	85	48	22	85	12
CD200203.0350100	C3–50X32	50	32/25	60	50	100	50	24	100	16
CD200203.0360125	C3–60X32	60	32/25	62.5	62.5	125	62.5	30	125	16

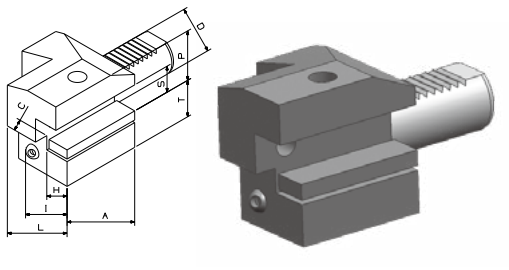

CD2002–04 轴向左刀夹（反）RADIAL REVERSE FEED （LEFT）TOOL HOLDER

Form C4

订货号 Order No.	型 号 Model No.	D	S	P	T	L	I	H	A	C
CD200204.0416043	C4–16X12	16	12/10	22	20	43	24	11	44	5
CD200204.0420065	C4–20X16	20	16/12	30	25	65	40	14	50	7
CD200204.0425058	C4–25X16	25	16/12	25	25	58	33	14	55	7
CD200204.0430076	C4–30X20	30	20/16	38	35	76	35	18	70	10
CD200204.0440090	C4–40X25	40	25/20	48	42	90	48	22	85	12
CD200204.0450105	C4–50X32	50	32/25	60	50	105	50	24	100	16
CD200204.0460125	C4–60X32	60	32/25	62.5	62.5	125	62.5	30	125	16

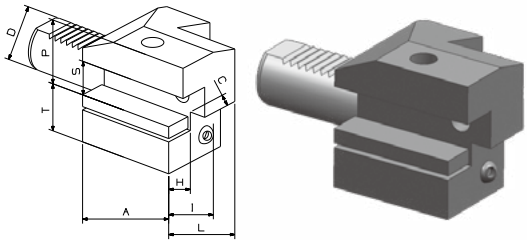

CD2003–01 圆柱孔刀夹 TOOL HOLDER WITH ROUND BARS

Form E1

订货号 Order No.	型 号 Model No.	D	d_1	d_2	d_3	F	L	H
CD200301.0120064	E1–20X16	20	16	36	50	51	64	18
CD200301.0120067	E1–20X20		20	40		54	67	
CD200301.2025071	E1–20X25		25	45		59	71	
CD200301.0125067	E1–25X20	25	20	40	58	54	67	20
CD200301.0125071	E1–25X25		25	45		59	71	
CD200301.0130064	E1–30X16	30	16	36	68	51	64	22
CD200301.0130067	E1–30X20		20	40		54	67	
CD200301.0130071	E1–30X25		25	45		59	71	
CD200301.0130075	E1–30X32		32	52		63	75	
CD200301.0140064	E1–40X16	40	16	36	83	51	64	22
CD200301.0140067	E1–40X20		20	40		54	67	
CD200301.0140075	E1–40X25		25	45		59	75	
CD200301.0140075	E1–40X32		32	52		63	75	
CD200301.4040090	E1–40X40		40	65		73	90	
CD200301.0150067	E1–50X20	50	20	40	98	54	67	30
CD200301.0150080	E1–50X25		25	45		59	80	
CD200301.0150800	E1–50X32		32	52		63	80	
CD200301.0150090	E1–50X40		40	65		73	90	
CD200301.0150100	E1–50X50		50	75		83	100	
CD200301.0160080	E1–60X20	60	20	40	123	54	80	30
CD200301.0160800	E1–60X25		25	45		59	80	
CD200301.0160080	E1–60X32		32	52		63	80	
CD200301.0160090	E1–60X40		40	60		73	90	
CD200301.0160100	E1–60X50		50	70		83	100	

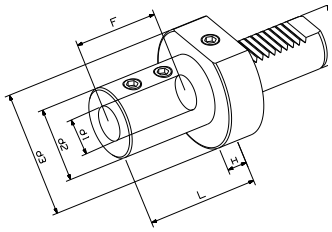



CD2003–02 圆柱孔刀夹 TOOL HOLDER WITH ROUND BARS

Form E2

订货号 Order No.	型 号 Model No.	D	d_1	d_2	d_3	F	L	H
CD200302.0216044	E2–16X8	16	8	32	40	34	44	18
CD200302.0210044	E2–16X10		10					
CD200302.0212044	E2–16X12		12	40				
CD200302.0216050	E2–16X16		16					
CD200302.0208050	E2–20X8	20	8		50	41	50	
CD200302.0210050	E2–20X10		10					
CD200302.0212050	E2–20X12		12					
CD200302.0216050	E2–20X16		16					
CD200302.0220050	E2–20X20		20	50				
CD200302.0225060	E2–20X25		25			51	60	
CD200302.0208050	E2–25X8	25	8	45	58	41	50	20
CD200302.0210050	E2–25X10		10					
CD200302.0212050	E2–25X12		12					
CD200302.0216050	E2–25X16		16					
CD200302.0220050	E2–25X20		20	58				
CD200302.0225060	E2–25X25		25			51	60	
CD200302.0230860	E2–30X8	30	8	55	68			22
CD200302.0231060	E2–30X10		10					
CD200302.0231260	E2–30X12		12					
CD200302.0216060	E2–30X16		16					
CD200302.0220060	E2–30X20		20					
CD200302.0225060	E2–30X25		25					
CD200302.0232075	E2–30X32		32	68		61	75	
CD200302.0212075	E2–40X12	40	12	55	83			
CD200302.0216075	E2–40X16		16					
CD200302.0220075	E2–40X20		20					
CD200302.0225075	E2–40X25		25	60				
CD200302.0232075	E2–40X32		32	83				
CD200302.0240090	E2–40X40		40			76	90	
CD200302.0216090	E2–50X16	50	16	55	98			30
CD200302.0220090	E2–50X20		20					
CD200302.0225090	E2–50X25		25	65				
CD200302.0232090	E2–50X32		32	83				
CD200302.0240090	E2–50X40		40					
CD200302.0250100	E2–50X50		50	90		86	100	
CD200302.0216090	E2–60X16	60	16	68	123	76	90	
CD200302.0220090	E2–60X20		20					
CD200302.0225090	E2–60X25		25					
CD200302.0232090	E2–60X32		32					
CD200302.0240090	E2–60X40		40	98				
CD200302.0250100	E2–60X50		50			86	100	

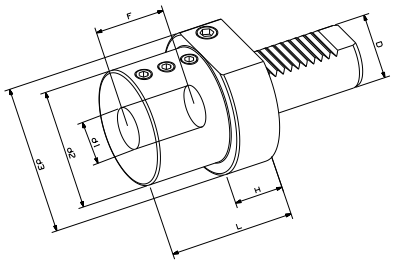



CD2004–01 莫氏锥孔刀夹 TOOL HOLDER WITH MORSE TAPER

订货号 Order No.	型 号 Model No.	D	MT.NO.	d_2	d_3	L	H
CD200401.2001022	F20–MT1	20	MT1	50	50	22	–
CD200401.2501022	F25–MT1	25	MT1	58	58	22	–
CD200401.3001027	F30–MT1	30	MT1	68	68	27	–
CD200401.3002036	F30–MT2	30	MT2	58	68	36	25
CD200401.3003066	F30–MT3	30	MT3	58	68	66	25
CD200401.4002036	F40–MT2	40	MT2	58	83	36	22
CD200401.4003050	F40–MT3	40	MT3	58	83	50	22
CD200401.4004080	F40–MT4	40	MT4	68	83	80	22
CD200401.5002036	F50–MT2	50	MT2	58	98	36	30
CD200401.5003045	F50–MT3	50	MT3	58	98	45	30
CD200401.5004055	F50–MT4	50	MT4	68	98	55	30
CD200401.5005068	F50–MT5	50	MT5	75	98	68	30
CD200401.6003047	F60–MT3	60	MT3	58	123	47	30
CD200401.6004058	F60–MT4	60	MT4	68	123	58	30
CD200401.6005074	F60–MT5	60	MT5	75	123	74	30

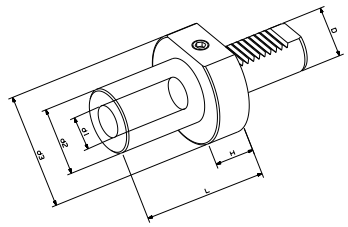



CD2005–01 弹簧夹头刀夹 COLLET SPINDLE HOLDERS

Form E4

订货号 Order No.	型 号	D	d_1	d_2	d_3	H	L
CD200501.0416016	E4–16–ER16	16	1~10	28	40	15	40
CD200501.0416020	E4–16–ER20		1~13	34			44
CD200501.0420016	E4–20–ER16	20	1~10	28	50	20	45
CD200501.0420020	E4–20–ER20		1~13	34			53
CD200501.0420025	E4–20–ER25		1~16	42			57
CD200501.0420032	E4–20–ER32		2~20	50			64
CD200501.0425025	E4–25–ER25	25	1~16	42	58		57
CD200501.0425032	E4–25–ER32		2~20	50			62
CD200501.0430025	E4–30–ER25	30	1~16	42	68	23	60
CD200501.0430032	E4–30–ER32		2~20	50			67
CD200501.0430040	E4–30–ER40		3~30	63			70
CD200501.0440025	E4–40–ER25	40	1~16	42	83		65
CD200501.0440032	E4–40–ER32		2~20	50			67
CD200501.0440040	E4–40–ER40		3~30	63			75
CD200501.0450032	E4–50–ER32	50	2~20	50	98	30	84
CD200501.0450040	E4–50–ER40		3~30	63			90
CD200501.0460040	E4–60–ER40	60	3~30	63	123		90

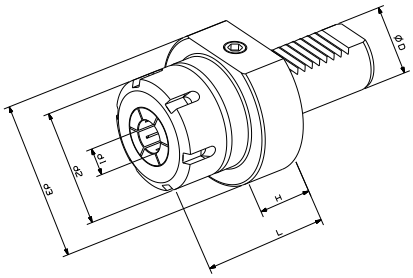



CD2006–01 双向右刀夹 DOUBLE DIRECTION (RIGHT) TOOL HOLDER

Form D1

订货号 Order No.	型 号	D	S	P	T	L	I	H	A	C
CD200601.0125066	D1–25X16	25	16/12	30	25	66	33	14	48	14
CD200601.0130076	D1–30X20	30	20/16	38	28	76	35	18	60	18
CD200601.0140090	D1–40X25	40	25/20	48	32	90	42.5	22	72	22
CD200601.0150105	D1–50X32	50	32/25	60	35	105	50	24	85	25
CD200601.0160115	D1–60X32	60	32/25	62.5	42.5	115	57.5	24.5	110	25

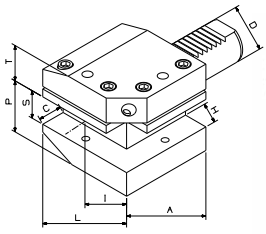



CD2006–02 双向左刀夹 DOUBLE DIRECTION (LEFT) TOOL HOLDER

Form D2

订货号 Order No.	型 号	D	S	P	T	L	I	H	A	C
CD200602.0225066	D2–25X16	25	16/12	30	25	66	33	14	48	14
CD200602.0230076	D2–30X20	30	20/16	38	35	76	35	18	60	18
CD200602.0240090	D2–40X25	40	25/20	48	42.5	90	42.5	22	72	22
CD200602.0250105	D2–50X32	50	32/25	60	50	105	50	24	85	25
CD200602.0260115	D2–60X32	60	32/25	62.5	62.5	115	57.5	24.5	110	25

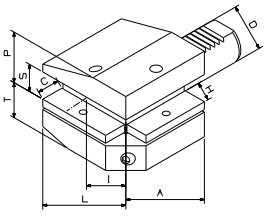



CD2101–01 油压软爪 HYDRAULIC SOFT JAWS



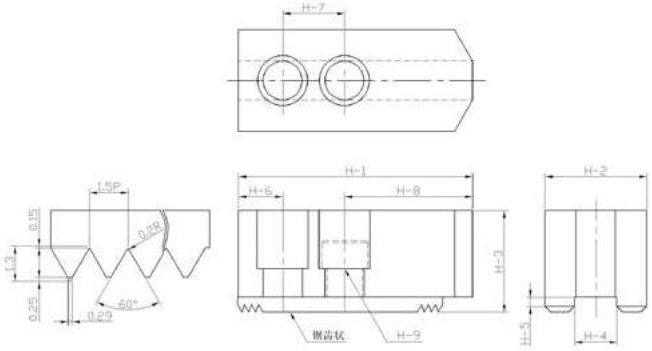

订货号 Order No.	型 号 Model No./尺寸	长 H–1	宽 H–2	高 H–3	键槽宽 H–4	键槽深 H–5	H–6	中心孔距H–7	H–8	螺丝 H–9	锯齿状节距 Sprration pitch
CD210101.0453023	CS04	53	23	23	10	4	10	14	29	M8	1.5×60°
CD210101.0562025	CS05	62	25	30	10	4	10	14	38	M8	1.5×60°
CD210101.0673031	CS06	73	31	36	12	5	15	20	38	M10	1.5×60°
CD210101.0895035	CS08	95	35	38	14	5	24	25	46	M12	1.5×60°
CD210101.1011040	CS10	110	40	42	16	5	30	30	50	M12	1.5×60°
CD210101.1212950	CS12（中空）	129	50	50	21	6	39	30	60	M16	1.5×60°
CD210101.1213050	CS12S（中实）	129	50	50	18	6	39	30	60	M14	1.5×60°
CD210101.1516562	CS15（中空）	165	62	62	22	8	37	43	85	M20	1.5×60°
CD210101.1516662	CS15S（中实）	165	62	62	25.5	5.3	37	43	85	M20	1.5×60°

CD2101–02 环球油压软爪（国内规格）
GLOBAL HYDRAULIC SOFT JAWS （CHINA SPEC）



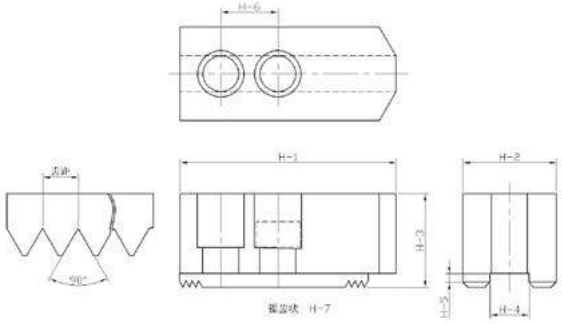

订货号 Order No.	型 号 Model No. /尺寸	长 H–1	宽 H–2	高 H–3	键槽宽 H–4	键槽深 H–5	中心孔距 H–6	螺丝H–7	锯齿状节距 Sprration pitch
CD210102.0673031	CH–06(160)	73	31	36	11	4.5	20	M8	1.5×90°
CD210102.0895035	CH–08(200)	95	35	38	13	4.5	24	M10	1.5×90°
CD210102.1011040	CH–10(250)	110	40	42	15	4.5	28	M12	1.5×90°
CD210102.1212950	CH–12(320)	129	50	50	18	4.5	32	M12	2.5×90°
CD210102.1516562	CH–15(400)	165	62	75	20	6	45	M16	2.5×90°
CD210102.2016562	CH–20(500)	165	62	85	22	6	50	M18	2.5×90°
CD210102.2419070	CH–24(630)	190	70	90	24	8	55	M20	2.5×90°

CD2102-01 油压软爪成型圈 FUMES JAWS FORMING RING

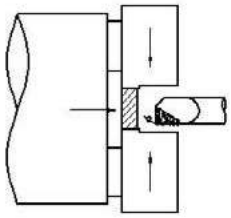

图1

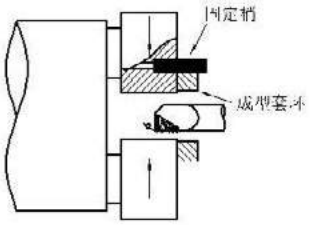

图2

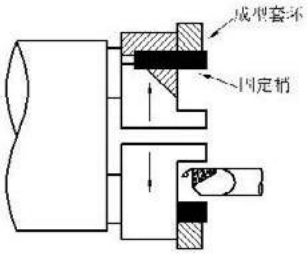

图3

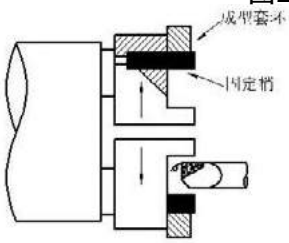

图4

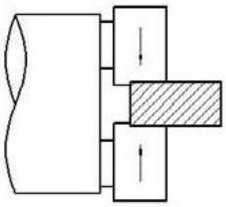

图5

◇特点

◎夹持增强，提高真圆度，圆柱度等精度，不会产生喇叭口状及离心震动，提高精度

◎外夹内张二者均可使用，可任意调整所需尺寸，操作迅速简便，既省时间，永久使用

◎旧的夹头使用成型圈后，可提高精度及夹持力，恢复使用功能

◇使用说明

◎使用成型圈，不但能做到外夹，内张与穿通形成3种方式的成形，尚可夹住工作物件时在同样的状态成形，所以芯振摆少，夹紧力也就提升。（如图一、二、三）使用成形圈，与夹头一成形时，无心振摆现象，夹紧力达100%，可提高精度（如图四）。使用硬爪夹持时接触面不良会产生喇叭口状，夹紧力不良会产生离心振动，影响精度，危险性高（如图五）

◇Feature:

◎ Grasp stronger, Improve the precision of the round, won't from Bell-shape and Centrifugal Vibration

◎ Both clamp and expand can be used, can adjust the size freely, Operation easily, Time saving，Use forever

◎ Dealt by the Forming Ring, can improve the precision and clamp capacity of the used collets, just like new collets

◇Operation Introduction

◎There are three kind usage of forming ring, clamp expand and punch-through molding, and can process the collets in the same way, minimize the vibration, enhance the grasp force. (Such as the photo 1,2,3) Process collets by using forming ring, grasp force can reach 100%, and improve the precision. When use hard claw, if the surface does not touch well, will from Bell-shape, and develop centrifugal Vibration due to the poor grasp force, then influence the accuracy and increase the risk.(such as the photo 5)

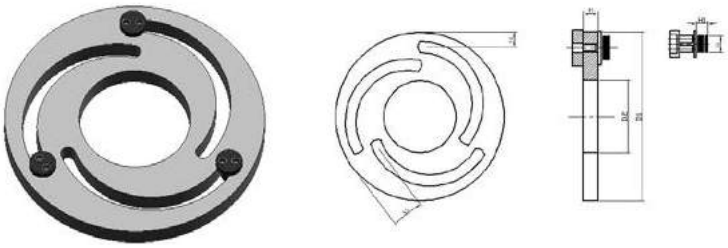

订货号 Order No.	形式 MODELS	H	D1	D2	S1	S2	G	HI	O
CD210201.1271228	5 "	12	140	60	12	28	10	9	13.5
CD210201.1521232	6 "	12	168	80	12	32	10	9	16.5
CD210201.2031736	8 "	12	218	115	17	36	10	9	18.5
CD210201.2541540	10 "	12	258	150	15	40	10	9	18.5
CD210201.3052150	12 "	15	316	188	21	50	10	9	21.5
CD210201.3812352	15 "	20	380	230	23	52	12	16	31

CD2201–01 QGG型手转精密工具平口钳 QGG PRECISION TOOL VISES



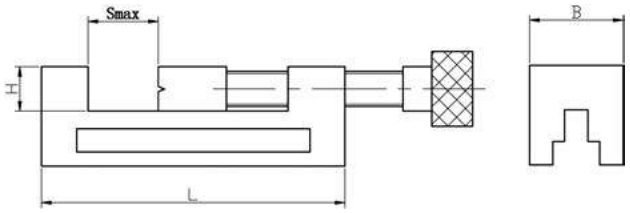

订货号 Order No.	型 号 Model No.	B	H	Smax	L	KGS
CD220101.5025155	QGG50	50	25	65	155	3
CD220101.6025110	QGG60	60	25	55	110	2.4
CD220101.6332190	QGG63	63	32	85	190	3.8
CD220101.7335210	QGG73	73	35	100	210	5
CD220101.8040220	QGG80	80	40	100	220	6.5
CD220101.8840250	QGG88	88	40	125	250	11
CD220101.1045260	QGG100	100	45	125	260	13
CD220101.1255300	QGG125	125	50	160	300	19.5
CD220101.1255350	QGG125A	125	50	210	350	23
CD220101.1505315	QGG150	150	50	175	315	23.8

CD2202–01 QKG型精密成型工具平口钳 QKG PRECISION TOOL VISES



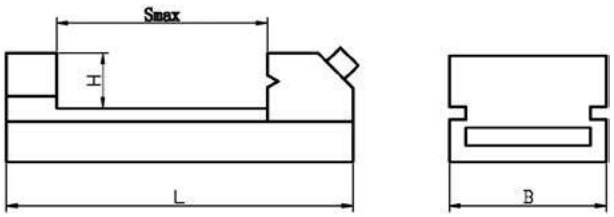

订货号 Order No.	型 号 Model No.	B	H	Smax	L	KGS
CD220201.2609065	QKG26	26	9.15	22	64.5	0.5
CD220201.3620100	QKG36	36	20	40	100	1.2
CD220201.3820105	QKG38	38	20	44	105	1.3
CD220201.5025140	QKG50	50	25	65	140	2
CD220201.6332175	QKG63	63	32	85	175	3
CD220201.7335190	QKG73	73	35	100	190	4.1
CD220201.8040200	QKG80	80	40	100	200	5.5
CD220201.8840235	QKG88	88	40	125	235	7.3
CD220201.1045245	QKG100	100	45	125	245	10
CD220201.1255285	QKG125	125	50	160	285	18
CD220201.1505330	QKG150	150	50	200	330	21.5
CD220201.1505380	QKG150A	150	50	250	380	23
CD220201.1505430	QKG150B	150	50	300	430	24

◇ 精密工具平口钳：

◎ 采用优质合金结构钢制造，工作面硬度HRC58–62。平行度0.005mm/100mm,垂直度0.005mm.超精密的可达0.001mm/100mm，,垂直度0.001mm，夹紧快，操作灵活。用于精密测量和加工。

◎在工作时无论横立、竖立、平放皆可保持高的精密度。

◇ The precision tool vises:

◎ Made of high–quality alloy steel.The hardness of working surface reaches HRC58–62Parallelism 0.005mm/100mm,squareness 0.005mm,Quickly to clamp and easy to operate

◎ Used for precision measurement and inspection precision grinding EDM and wire–cutting machine Guarantee high accuracy in any position.

寻边器系列 TOUCH POINT SENSOR

CD2301–01 光电式寻边器 TOUCH POINT SENSOR



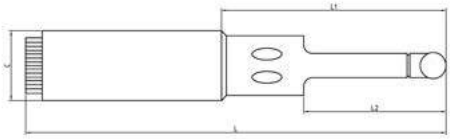

◎ 使用2枚UM5#1.5V电池
◎ 红灯亮时同时发出电子音，哔！哔！声响
◎ 对无法目视深孔探测，可由声音得知深测结果

◎ 2pieces battery (UM5#1.5V)
◎ The red light on with electronic sound
◎ According to the sound for deep hole testing

◇ CD–A 为锋鸣音光电式寻边器 BUZZING TOUCH POINT SENSOR

订货号 Order No.	型 号 Model No.	C	D	L	L1	L2
CD230101.2010160	CD20	20	10	160	85	50
CD230101.3210160	CD32	32				
CD230101.2010085	CD–A20	20				
CD230101.3210085	CD–A32	32				

CD2301–02 机械式寻边器 TOUCH POINT SENSOR



Fig1

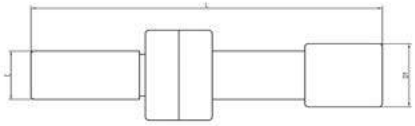

Fig2

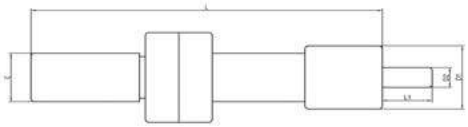

◎ 适用在铣床和CNC加工机，可测量设定工件的X，Y轴坐标
◎ 设计的4mm的测头，供小孔径及偏窄沟槽使用
◎ 配合转速400–600RPM使用
◎ Suitable for milling machines CNC machining machines,can test the X,Y coordinate of work piece
◎ 4mm gauge head for the use of small diameter and narrow groove
◎ Speed 400–600 RPM

订货号 Order No.	型 号 Model No.	C	D1	D2	L	L1	Fig
CD230102.1020082	JD–1020	10	10	–	82	–	1
CD230102.0420090	JD–0420			4	90	7.5	2
CD230102.0610065	JD–0610			6	65	11	2

CD2302–01 ZD1–50 隐藏式Z轴设定器invisible scale Z–axis setter (Magnetic)

ZD1–50 z轴设定器是一种能设置数控设备工具长度的五金工具，设定高度:50.00 + –0.01毫米
z轴设定器技术参数
◎ 在数控铣床和车床设置工具长度。
◎ 设定高度。
◎ 测试区域大,操作容易。
◎ 弹簧力小,避免小铣刀和小钻断裂。
◎ 可以设置研磨平行板。
◎ 各种参数测量灵敏，精度高(0.005毫米)。



Z–axis setter is a kind of hardware tools to set the tool length of CNC machine. Set height:50.00+–0.01mm
Technical parameters of Z–axis setter
◎ Set tool length on numerical control milling machine and lathe.
◎ design height.
◎ test area large, operate easily.
◎ spring force small, avoid small milling cutter and small drill break.
◎ can set with the grinding parallel plate.
6, Parallelism, and various parameters Measurement sensitivity, precision high (0.005mm).

CD2303 检测棒 TOUCH POINT SENSOR



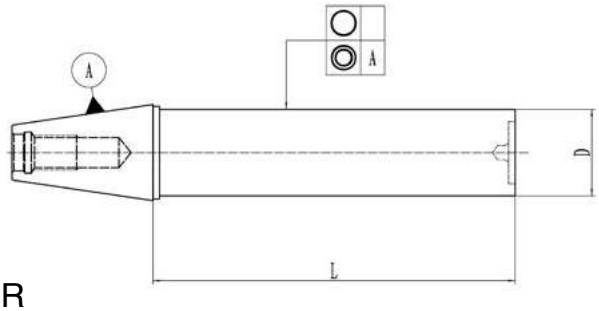

CD2303–01 BT TOUCH POINT SENSOR

订货号 Order No.	型 号 Model No.	D	L	圆柱度 Cylindricity	同轴度 Concentricity
CD230301.3030200	BT30–CD30–200	30	200	0.002	0.003
CD230301.3030250	BT30–CD30–250	30	250	0.002	0.003
CD230301.4040250	BT40–CD40–250	40	250	0.002	0.003
CD230301.4040300	BT40–CD40–300	40	300	0.002	0.003
CD230301.4040350	BT40–CD40–350	40	350	0.002	0.003
CD230301.5040315	BT50–CD40–315	40	315	0.002	0.003
CD230301.5040350	BT50–CD40–350	40	350	0.002	0.003
CD230301.5040400	BT50–CD40–400	40	400	0.002	0.003
CD230301.5063315	BT50–CD63–315	63	315	0.002	0.003
CD230301.5063350	BT50–CD63–350	63	350	0.002	0.003
CD230301.5063400	BT50–CD63–400	63	400	0.002	0.003

CD2303–02 SK TOUCH POINT SENSOR

订货号 Order No.	型 号 Model No.	D	L	圆柱度 Cylindricity	同轴度 Concentricity
CD230302.4040160	SK40–CD40–160	40	160	0.002	0.003
CD230302.4040250	SK40–CD40–250	40	250	0.002	0.003
CD230302.5040250	SK50–CD40–250	40	250	0.002	0.003
CD230302.5040315	SK50–CD40–315	40	315	0.002	0.003
CD230302.5040350	SK50–CD40–350	40	350	0.002	0.003
CD230302.5063315	SK50–CD63–315	63	315	0.002	0.003

CD2303–03 CAT TOUCH POINT SENSOR

订货号 Order No.	型 号 Model No.	D	L	圆柱度 Cylindricity	同轴度 Concentricity
CD230303.4040160	CAT40–CD40–160	40	160	0.002	0.003
CD230303.4040250	CAT40–CD40–250	40	250	0.002	0.003
CD230303.5040250	CAT50–CD40–250	40	250	0.002	0.003
CD230303.5040315	CAT50–CD40–315	40	315	0.002	0.003
CD230303.5040350	CAT50–CD40–350	40	350	0.002	0.003
CD230303.5063315	CAT50–CD63–315	63	315	0.002	0.003
CD230303.5063350	CAT50–CD63–350	63	350	0.002	0.003

CD2303–04 HSK TOUCH POINT SENSOR

订货号 Order No.	型 号 Model No.	D	L	圆柱度 Cylindricity	同轴度 Concentricity
CD230304.3225200	HSK32A/E–CD25–200	25	200	0.002	0.003
CD230304.4030200	HSK40A/E–CD30–200	30	200	0.002	0.003
CD230304.5030250	HSK50A/E–CD30–250	30	250	0.002	0.003
CD230304.6340300	HSK63A/E–CD40–300	40	300	0.002	0.003
CD230304.10050300	HSK100A/E–CD50–300	50	300	0.002	0.003

CD2304–01 BT/SK/CAT锁刀座 TOOL SEAT



订货号 Order No.	型 号 Model No.	刀柄锥度 Chuck taper	外形尺寸 Dimension	重量 KGS
CD230401.3099128	CD–BT30	BT30	205X98.5X128	3.7
CD230401.4099128	CD–BT40	BT40	205X98.5X128	3.8
CD230401.5015198	CD–BT50	BT50	275X150X198	11.4
CD230401.3099128	CD–SK30	DIN69871.30	2015X98.5X128	3.7
CD230401.4099380	CD–SK40	DIN69871.40	205X98.5X128	3.8
CD230401.5015114	CD–SK50	DIN69871.50	275X150X198	11.4
CD230401.3099380	CD–CAT30	CAT30	205X98.5X128	3.7
CD230401.4099038	CD–CAT40	CAT40	205X98.5X128	3.8
CD230401.5050114	CD–CAT50	CAT50	275X150X198	11.4

CD2304–02 HSK刀柄锁刀座 TOOL SEAT

◎ 采用独特的滚针锁紧方式锁紧HSK刀柄的法兰外径不会损伤锥柄部分，操作方便安全。

◎ The unique needle locking mode locking HSK shank dismeter of flang will not damage the part of the taper shank,convenient and safe operation.



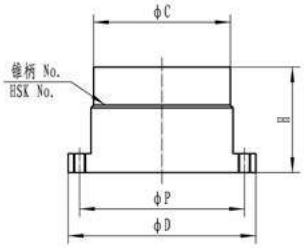

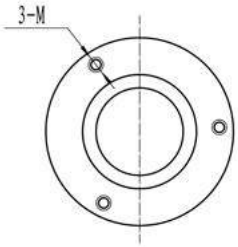

订货号 Order No.	型 号 Model No.	HSK No.	ΦC	ΦD	ΦH	ΦP	ΦM
CD230402.2545070	KG–HSK25	25	45	70	70	60	6(M5用)
CD230402.3258070	KG–HSK32	32	58	100	70	80	9(M5用)
CD230402.4064070	KG–HSK40	40	64	100	70	80	9(M8用)
CD230402.5075070	KG–HSK50	50	75	100	70	80	9(M8用)
CD230402.6388090	KG–HSK63	63	88	120	90	100	11(M10用)
CD230402.1016100	KG–HSK100	100	160	120	100	140	11(M10用)

CD2304–03 BT30/40/50/拉钉扳手 SPANNER FOR PULL STUD



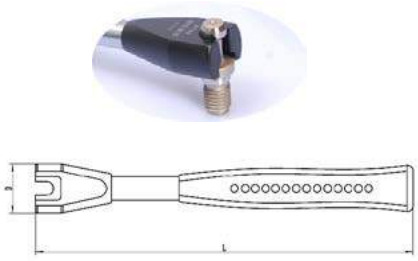

订货号 Order No.	型号 Model No.	D	L	适用拉钉 Type
CD230403.3027210	ZYWB–30	27	210	BT30
CD230403.4037230	ZYWB–40	37	230	BT40
CD230403.5049280	ZYWB–50	49	280	BT50

CD2305–01 拉钉扭矩扳手 TORQUE WRENCH

◎ 扳手材质：42CrMo,热处理硬度：45–50HRC。
◎ 扭矩扳手整体喷砂涂层处理，起防锈、耐磨。
◎ 扭矩扳手实用性强，性价比高，使用时预先调节额定扭矩值，通过发声提示扭矩值达到预先的额定值，避免超出预设额定扭矩值，使与拉钉联结的锥体发生拉紧变形，影响锥度精度。
◎ 操作方便、省时省力。

◎ Material: 42CrMo,Hardness:45–50HRC
◎ The coating surface of the wrench has a good effects of anti–rust and wear–resisting.
◎ Mechanical settings – adjustable pre–torque advanced,guanrantee the precison of nut.high price–cost performance.
◎ Easy to use,simple and reliable.



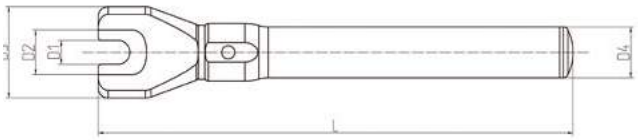

订货号 Order No.	型 号 Model No.	D1	D2	D3	D4	L
CD230501.3007196	30	7	13.2	27	15	196
CD230402.4010227	40	10	19.2	37	152.4	227
CD230402.5017290	50	17	30.2	50	26	290

CD2305–02 数控自动化机床专用扳手
SPECIAL WRENCH FOR NC AUTOMATION MACHINE TOOL

◎ 材质：65Mn;
◎ 热处理硬度：40–45HRC;
◎ 表面经过磨削加工，平整光洁度高；
◎ 外观可作发黑处理或喷砂涂层处理；
◎ 非标扳手可定制。

◎ Material: 65Mn;
◎ Heat treatment hardness: 40–45HRC;
◎ After grinding, the surface is smooth and smooth;
◎ The appearance can be blackened or sandblasted;
◎ Non–standard wrench can be customized.



CD2401–01 HSK 拉刀夹爪　HSK C lamping Units



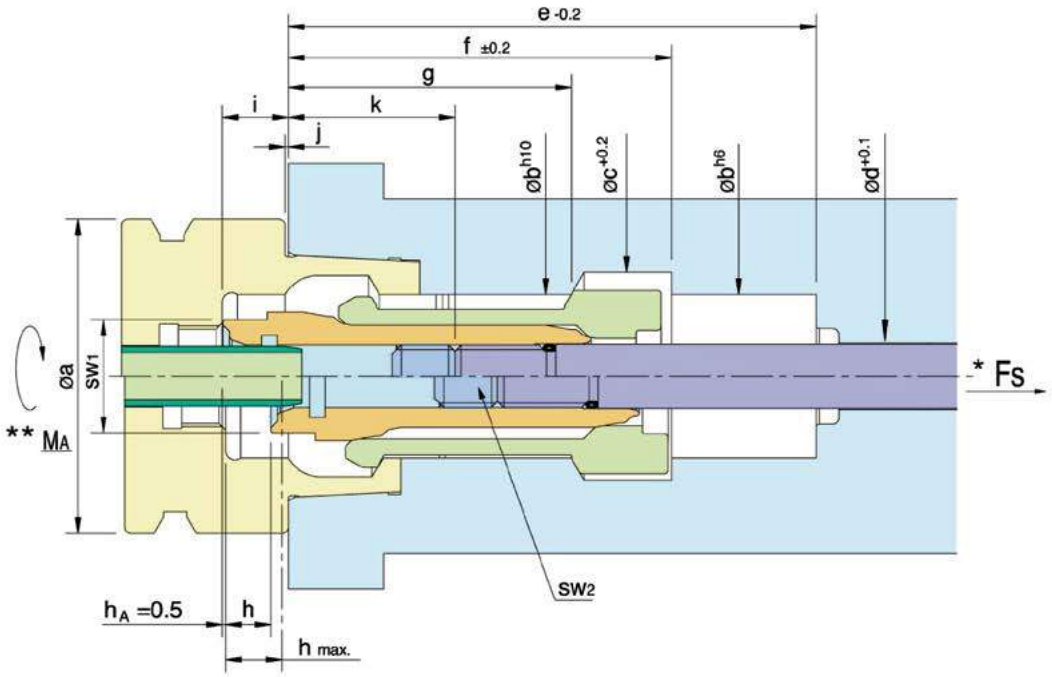

◎爪片经特殊处理，耐磨耗。
Special treated segments can prevent abrasion

FS:Max. Clamping Force 最大拉刀力
MA:Max. Tightening Torque 最大锁紧扭矩

订货号 Order No.	型 号 Model No.	a	b	c	d	e	f	g
CD240101.3217023	HSK32	32	17	22.5	6.6	62.5	43	30
CD240101.4021027	HSK40	40	21	26.5	8.6	78	58	44
CD240101.5026033	HSK50	50	26	33.0	10.6	84	61	45
CD240101.6334042	HSK63	63	34	41.6	14.6	94	69	52
CD240101.8042050	HSK80	80	42	50	16.6	98	72	56
CD240101.1053063	HSK100	100	53	63	18.4	124	93	70

型 号 Model No.	h	i	j	k	h max.	Fs max. kn	MA Nm	SW1 mm	SW2 mm	最高转速 max.RPM
HSK32	5.1	8.5	0.5	19.5	7.5	5	10	12	3	57,000
HSK40	5.6	8.5	0.5	27.0	8	6.8	15	15	4	45,000
HSK50	6.4	10.5	0.5	26.5	9	11	20	18	4	37,000
HSK63	7.4	10.5	0.5	31.5	10	18	30	22	5	29,000
HSK80	8.3	13	0.5	31.5	11	298	30	27	6	20,000
HSK100	9.15	13	0.5	34.5	12.5	45	50	38	6	15,000

CD2401–02 BT 拉刀夹爪 BT Pull Stud Type Clamping Units



Pat.

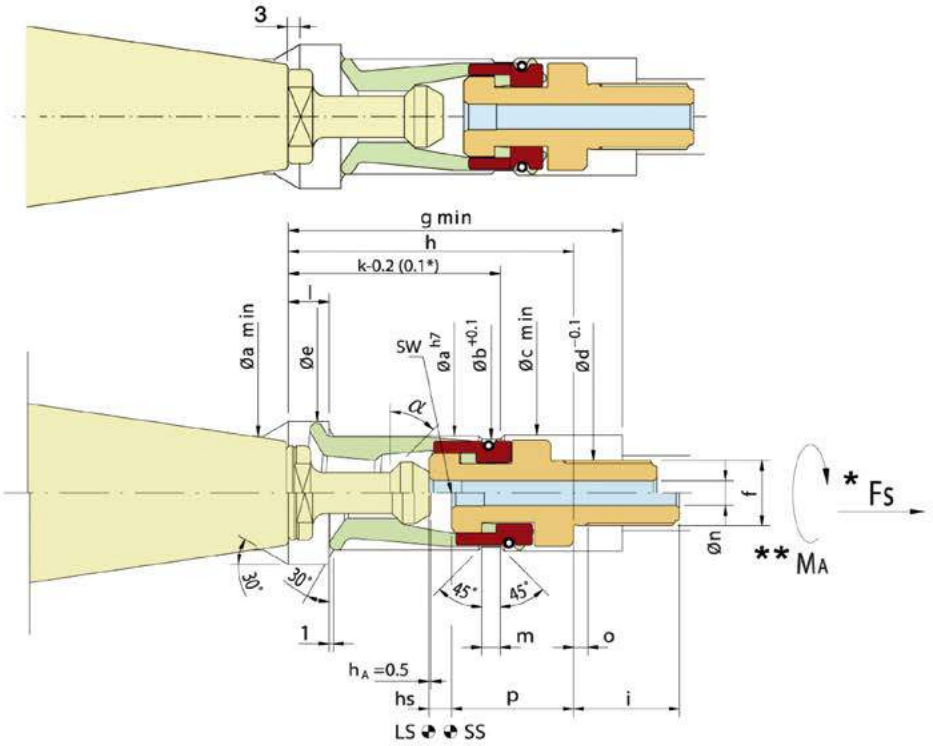

◎此型夹爪具有保持定位功能。
The grippers have the held position function.
◎爪片经特殊处理，耐磨耗。
Special treated segments can prevent abrasion.

FS:Max. Clamping Force 最大拉刀力
MA:Max. Tightening Torque 最大锁紧扭矩

订货号 Order No.	型 号 Model No.	α ± 15′	a_{h7}	b	c	d	e	f	g_{min}	h
CD240102.3045019	BT30–45°	45°	19	17.8	19.5	10	24	M10x1.5P	50	47
CD240102.3060019	BT30–60°	60°								
CD240102.4045028	BT40–45°	45°	28	28.4	28.5	16	35	M16x1.5P	82	70
CD240102.4060028	BT40–60°	60°								
CD240102.4090028	BT40–90°	90°								
CD240102.5045043	BT50–45°	45°	43	40.4	43.5	22	54	M22x1.5P	98	90
CD240102.5060043	BT50–60°	60°								
CD240102.5090090	BT50–90°	90°								

型 号 Model No.	i	k	l	m	n	o	p	hs	Fs max. KN	MA Nm	SW mm
BT30–45°	20	37	7.5	3.5	3.0	3.0	20.5	4.0	10	30	5
BT30–60°											
BT40–45°	26	52	10.0	4.5	6.0	3.5	33.0	5.5	18	65	6
BT40–60°											
BT40–90°											
BT50–45°	35	69	16.0	5.0	9.5	4.5	37.0	8.5	35	160	10
BT50–60°											
BT50–90°											

CD2601–01 ISO20/25–ER带动平衡环刀柄
ISO20/25–ER COLLET CHUCK WITH DYNAMIC BALANCING RING



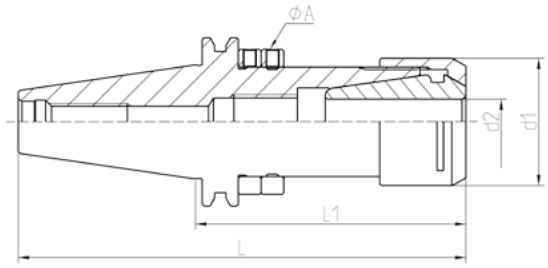

订货号 Order No.	型号 Model No.	L1	d	d1	d2	Collet	Spanner	动平衡环
CD260101.2016045	ISO20–ER16MS–45	45	1–10	22	1–10	ER16	ER16MR	D24–16
CD260101.2520060	ISO25–ER20MS–60	60	1–20	28	1–13	ER20	ER20MR	D24–18

CD2601–02 动平衡环 DYNAMIC BALANCING RING



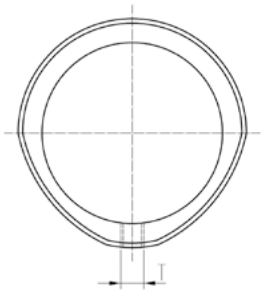

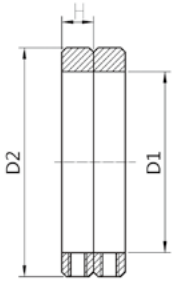

订货号 Order No.	型号 Model No.	D1	D2	T	H
CD260101.25020	D24–16	16	24	M2	3.5
CD260101.25025	D24–18	18	24	M2	3.5

CD2801–01 组合压板 CLAMPING KIT



货号：AI–58 58件/套机床组合压板
Model:AL–58 58PCS.STEEL CLAMPING KIT

58件机床夹具带金属支架
每套包括：

◎ 6只T型槽螺母
◎ 6只法兰螺母
◎ 4只连接螺母
◎ 6块阶梯压板
◎ 12块阶梯垫铁
◎ 24跟双端螺栓，长度为3 " 、4 " 、5 " 、6 " 、7 " 、8 " 各四根

58–PC Clanmping kit with metao holder Each set contains
◎ 6–T–Slot nuts
◎ 6–Flange nuts
◎ 4–Coupling nuts
◎ 6–Step clamps
◎ 12–Step blocks
◎ 24 Studs 4 ea.3 " 、4 " 、5 " 、6 " 、7 " 、8 " length

订货号 Order No.	T型螺母尺寸（公制） Tsble T–slot Size(MM)	螺栓尺寸（公制） Stud Size(MM)
CD280101.9708125	9.7	M8x1.25
CD280101.1171015	11.7	M10x1.5
CD280101.1371015	13.7	M10x1.5
CD280101.13712175	13.7	M12x1.75
CD280101.1571218	15.7	M12x1.75
CD280101.1571402	15.7	M14x2
CD280101.1771402	17.7	M14x2
CD280101.1771602	17.7	M16x2
CD280101.1971602	19.7	M16x2

订货号 Order No.	T型螺母尺寸（美制） Stud Size(US)	螺栓尺寸（美制） Stud Size(US)
CD280101.9521180	3/8	5/6–18
CD280101.1195160	7/16	3/8–16
CD280101.1395160	1/2	3/8–16
CD280101.1495160	9/16	3/8–16
CD280101.1413130	9/16	1/2–13
CD280101.1695130	5/8	1/2–13
CD280101.1795130	11/16	1/2–13
CD280101.1716110	11/16	5/8–11
CD280101.1916110	3/4	5/8–11
CD280101.2016110	13/16	5/8–11

CD2901–01 电磁感应热装机 ELECTROMAGNETIC HEATER



电磁感应热装机
Electromagnetic Heater

高效 **节能** **操作简便** **通用性强大**

¢3–¢25钨钢刀，加热不需要更换线圈，可加热不锈钢模具钢等不同钢材。

High efficiency Energy saving Simple operation Power universal property
When Clamping ¢3–¢25 tungsten bar,do not need to replace the heating coil, can use for heating stainless steel and mold steel and other steels.



机型 type H5000

电源 Power 220V 50/60Hz

冷却方式 Cooling type 压缩空气,4kgf/cm Compressed air

加热适用材料 不锈钢、模具钢、工具钢
Applicable material Stainless steel,mold steal,tool steel

外形尺寸 DIM 420 × 490 × 765mm

加热方式 电磁感应
Heat mode Battery induction

最大输出功率 5KW
Max. Output power

加热圈内径 ¢45和¢55mm任选
Heat coil Diameter ¢45 or ¢55 optional

重量 Weight 21KG

加热参数（仅供参考，加热时间需按实际操作自定）
Heating Parameters(Only for reference,Heating time should be adjusted to the actual operation)

钨钢刀直径	加热时间
¢3–8	15–25s
¢10–16	25–35s
¢20–25	35–55s



非标产品 Non-standard Products

公司目前承接各种非标数控刀具、数控刀柄、夹头、检具、动力刀座及机床主轴、螺帽、扳手等非标产品。

All kinds of non-standard cutting tools can be customized according to the requirment.

非标刀柄 Non-standard holder



非标夹头 Non-standard Collet



HSK40E机床检具 HSK40 Machine tools checking fixture



非标螺帽 Non-standard nut



定制主轴 Customized spindle



定制扳手 Customized spanner





可转位铣削刀具功能示意图 FUNCTIONAL SCHEMATIC DIAGRAM

高速、高精度刀具系列

HIGH SPEED HIGH ACCURACY HIGH DURABILITY END MILL AND FACE MILLA

立铣刀杆和端面铣刀盘特点：

◆材料：42CrMo；

◆硬度：42-46HRC;

◆整体预硬化，然后再精细加工，提高加工精度。

◆检查刀片和铣刀本体之间的间隙用塞尺小于0.02，刀片用完在轴向和径向方向≤0.03时，降低表面粗糙度和延长工具的寿命。

◆深冷处理

所有CNC铣刀和面铣刀超长冷处理，使残余奥氏体转变为马氏体、和纳米尺寸的碳化物颗粒的沉淀，提高工具，硬度，韧性，久性，并减少残余内应力。

Comprehensive features of end mill and face mill

◆Material：42CrMo；

◆Hardness：42-46HRC；

◆Overall pre-harden first, then fine processing, avoid transformation when proceed twice;

◆Inspect the gap between insert and milling body with feeler gauge less than 0.02, blade run out at axial and radial direction≤0.03, reduce the surface roughness and prolong tool's life.

◆Cryogenic treatment

All of the CNC end mills and face mills are processed long time cryogenic treatment Make the residual austenite into martensite and precipitate of nano-sized carbide particles, enhance tools' hardness, toughness, durability, and reduce the residual internal stress.

◆Thermal aging treatment

Long time thermal aging treatment can get rid of the residual internal stress in grinding process.



CD3001–01 TAP方肩铣刀杆 TAP RIGHT ANGLE SHOULDER END MILL



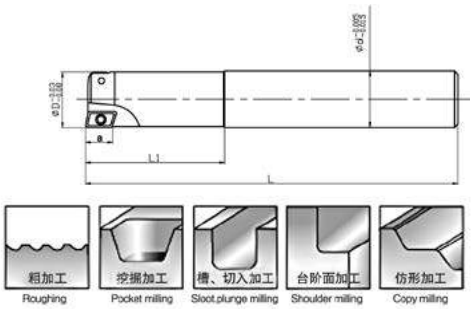

◇整体淬火后精加工进行深冷处理及热时效，避免二次加工产生变形
◇Overall pre–hard first, then fine processing, avoid transformation when proceed twice

订货号 Order No.	型号 Model No.	刃数 No.of flutes	尺寸 Size						适用刀片 Applicable inserts	螺钉 Clamp screw	扳手 Wrench
			D	d	L	L1	L2	a			
CD300101.1010120	TAP300R–10X120	1	10	10	120	30	–	9	APMT1135	A25050G M2.5x5	T8
CD300101.1212100	TAP300R–12X100	1	12	12	100	30		9			
CD300101.1212120	TAP300R–12X120	1	12	12	120	30	–	9			
CD300101.1212130	TAP300R–12X130	1	12	12	130	36		9			
CD300101.1212150	TAP300R–12X150	1	12	12	150	36	–	9			
CD300101.1312120	TAP300R–13X120–C12	1	13	12	120	30	–	9			
CD300101.1312150	TAP300R–13X150–C12	1	13	12	150	36	–	9			
CD300101.1616120	TAP300R–16X120	2	16	16	120	40	–	9	APMT1135	A25065G M2.5x6.5	
CD300101.1616160	TAP300R–16X160	2	16	16	160	40	–	9			
CD300101.1615160	TAP300R–16X160–C15.6	2	16	15.6	160	40	–	9			
CD300101.1616180	TAP300R–16X180	2	16	16	180	40	90	9			
CD300101.1615180	TAP300R–16X180–C15	2	16	15	180	40	–	9			
CD300101.1616200	TAP300R–16X200	2	16	16	200	40	100	9			
CD300101.1615161	TAP300R–16X160–C15	2	16	15	160	40	–	9			
CD300101.1716160	TAP300R–17X160–C16	2	17	16	160	40	–	9			
CD300101.1716200	TAP300R–17X200–C16	2	17	16	200	40	–	9			
CD300101.2020120	TAP300R–20X120	2/3	20	20	120	40	–	9			
CD300101.2020160	TAP300R–20X160	2/3	20	20	160	50	–	9			
CD300101.2019160	TAP300R–20X160–C19	2/3	20	19	160	50	–	9			
CD300101.2020180	TAP300R–20X180	2/3	20	20	180	50	90	9			
CD300101.2020181	TAP300R–20X180–C19	2/3	20	20	180	45	–	9			
CD300101.2020200	TAP300R–20X200	2/3	20	20	200	50	100	9			
CD300101.2019200	TAP300R–20X200–C19	2/3	20	19	200	50	–	9			
CD300101.2120160	TAP300R–21X160–C20	2/3	21	20	160	40	–	9			
CD300101.2120180	TAP300R–21X180–C20	2/3	21	20	180	50	–	9			
CD300101.2120200	TAP300R–21X200–C20	2/3	21	20	200	50	–	9			
CD300101.2525160	TAP300R–25X160	3	25	25	160	50	–	9			
CD300101.2524160	TAP300R–25X160–C24	3	25	24	160	50	–	9			
CD300101.2525200	TAP300R–25X200	3	25	25	200	75	–	9			
CD300101.2524200	TAP300R–25X200–C24	3	25	24	200	50	–	9			
CD300101.2625160	TAP300R–26X160–C25	3	26	25	160	40	–	9			
CD300101.2625200	TAP300R–26X200–C25	3	26	25	200	50	–	9			
CD300101.3025160	TAP300R–30X160–C25	3	30	25	160	50	–	9			
CD300101.3025200	TAP300R–30X200–C25	3	30	25	200	50	–	9			
CD300101.3025250	TAP300R–30X250–C25	3	30	25	250	50	–	9			
CD300101.3025300	TAP300R–30X300–C25	3	30	25	300	50	–	9			
CD300101.2525160	TAP400R–25X160	2	25	25	160	50	–	14	APMT1604	A40090G M4x9	T15
CD300101.2524160	TAP400R–25X160–C24	2	25	24	160	50	–	14			
CD300101.2525200	TAP400R–25X200	2	25	25	200	75	–	14			
CD300101.2524200	TAP400R–25X200–C24	2	25	24	200	50	–	14			
CD300101.2525250	TAP400R–25X250	2	25	25	250	50	115	14			

CD3001–01 TAP 方肩铣刀 TAP RIGHT ANGLE SHOUIDER END MILL

订货号 Order No.	型号 Model No.	刃数 No.of flutes	尺寸 Size						适用刀片 Applicable inserts	螺钉 Clamp screw	扳手 Wrench
			D	d	L	L1	L2	a			
CD300101.2524250	TAP400R–25X250–C24	2	25	24	250	50	–	14	APMT 1604	A40090G M4x9	T15
CD300101.2525300	TAP400R–25X300	2	25	25	300	60	165	14			
CD300101.2625160	TAP400R–26X160–C25	2	26	25	160	50	–	14			
CD300101.2625200	TAP400R–26X200–C25	2	26	25	200	50	–	14			
CD300101.2625250	TAP400R–26X250	2	26	25	250	50	–	14			
CD300101.3225160	TAP400R–32X160–C25	2/3	32	25	160	50	–	14			
CD300101.3225200	TAP400R–32X200–C25	2/3	32	25	200	50	–	14			
CD300101.3232200	TAP400R–32X200	2/3	32	32	200	80	–	14			
CD300101.3225250	TAP400R–32X250–C25	2/3	32	25	250	60	–	14			
CD300101.3232250	TAP400R–32X250	2/3	32	32	250	60	115	14			
CD300101.3232300	TAP400R–32X300	2/3	32	32	300	60	165	14			
CD300101.3232350	TAP400R–32X350	2/3	32	32	350	60	165	14			
CD300101.3532160	TAP400R–35X160–C32	3	35	32	160	50	–	14			
CD300101.3532200	TAP400R–35X200–C32	3	35	32	200	50	–	14			
CD300101.3532250	TAP400R–35X250–C32	3	35	32	250	60	–	14			
CD300101.3532300	TAP400R–35X300–C32	3	35	32	300	60	–	14			
CD300101.3532350	TAP400R–35X350–C32	3	35	32	350	60	–	14			
CD300101.4032160	TAP400R–40X160–C32	3	40	32	160	50	–	14			
CD300101.4032200	TAP400R–40X200–C32	3	40	32	200	50	–	14			
CD300101.4032250	TAP400R–40X250–C32	3	40	32	250	60	–	14			
CD300101.4032300	TAP400R–40X300–C32	3	40	32	300	60	–	14			
CD300101.4032350	TAP400R–40X350–C32	3	40	32	350	60	–	14			

可配用刀片 INSERTS

型号 Model No.	F7030	F620	VP15TF	UP20M	NX2525	NX4545	UT120T	HT110	NCM325	PC3535	PC3545	PC3530	PC6510	PD2000	H01	H101	H102	KC25	PP30	PC35	刀片形状 Insert shape	尺寸 Size (mm)					
																						L1	L2	S1	F1	Re	
APMT1135–H1	●	●	●★	●	●	●	●	●														11	6.35	3.5	1.5	0.4	MITSUBISHI(三菱)
APMT1135–H2	●	●	●★	●	●	●	●	●														11	6.35	3.5	1.2	0.8	
APMT1135–H3	●	●		●			●															11	6.35	3.5	0.8	1.2	
APMT1135–H4	●	●		●			●															11	6.35	3.5	0.4	1.6	
APMT1135–H6	●	●		●			●															11	6.35	3.5	0.4	2.4	
APMT1135–MO	●																					11	6.35	3.5	1.8	0.2	
APMT1135–M1	●																					11	6.35	3.5	1.5	0.4	
APMT1135–M2	●	●	●★			●																11	6.35	3.5	1.2	0.8	
APGT1135–G2								●														11	6.35	3.5	1.2	0.8	
APMT1604–H1	●		●				●															16.5	9.525	4.76	1.7	0.4	
APMT1604–H2	●	●	●★	●	●	●★	●	●														16.5	9.525	4.76	1.7	0.8	
APMT1604–H4	●						●															16.5	9.525	4.76	1.7	1.6	
APMT1604–H6	●						●															16.5	9.525	4.76	1.7	2.4	
APMT1604–H8	●						●															16.5	9.525	4.76	1.7	3.2	
APGT1604–M2	●	●	●★			●																16.5	9.525	4.76	1.7	0.8	
APMT1604–G2	●							●														16.5	9.525	4.76	1.7	0.8	
APKT1604									●	●	●	●	●									16.4	9.525	4.76	–	0.8	KOPLOY 刀片
APKT1604–MA														●	●							16.4	9.525	4.76	–	0.8	

CD3002–01 EMR/EMRW/TRS 圆鼻立铣刀
EMR/EMRW/TRS ROUND DOWEL END MILL



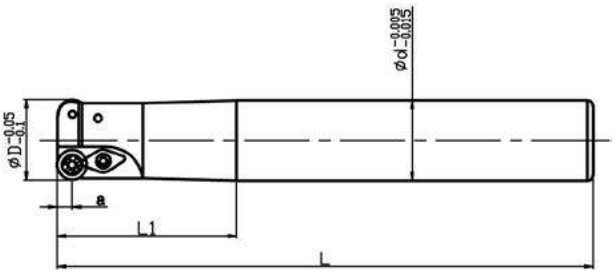



◇整体淬火后精加工进行深冷处理及热时效，避免二次加工产生变形
◇Overall pre–hard first, then fine processing, avoid transformation when proceed twice

订货号 Order No.	型号 Model No.	刃数 No.of flutes	尺寸 Size(mm)						适用刀片 Applicable inserts	压板 Clamp piece	螺钉 Clamp screw	扳手 Wrench
			D	d	L	L1	L2	a				
CD300201.1212120	4Rx12x120	1	12	12	120	40	–	4	RPMW0802MO	–	A30070G M3x7	666T10
CD300201.1312120	4Rx13x120–C12	1	13	12	120	40	–	4	RPMW0802MO	A–4R		
CD300201.1615120	4Rx16x120–C15	2	16	15	120	40	–	4				
CD300201.1616120	4Rx16x120	2	16	16	120	40	–	4				
CD300201.1616160	4Rx16x160	2	16	16	160	40	–	4				
CD300201.1615160	4Rx16x160–C15	2	16	15	160	40	–	4				
CD300201.1615150	4Rx16x150–C15.6	2	16	15.6	150	40	–	4				
CD300201.1616160	4Rx16x160–C15.6	2	16	15.6	160	40	–	4				
CD300201.1616180	4Rx16x180	2	16	16	180	40	90	4				
CD300201.1616181	4Rx16x180–C15.6	2	16	15.6	180	40	–	4				
CD300201.1616200	4Rx16x200	2	16	16	200	40	100	4				
CD300201.1615200	4Rx16x200–C15	2	16	15	200	40	–	4				
CD300201.1716120	4Rx17x120–C16	2	17	16	120	40	–	4				
CD300201.1716160	4Rx17x160–C16	2	17	16	160	40	–	4				
CD300201.1716200	4Rx17x200–C16	2	17	16	200	40	–	4				
CD300201.2020160	4Rx20x160	2	20	20	160	50	–	4				
CD300201.2019160	4Rx20x160–C19	2	20	19	160	50	–	4				
CD300201.2020180	4Rx20x180	2	20	20	180	50	90	4				
CD300201.2019180	4Rx20x180–C19	2	20	19	180	50	–	4				
CD300201.2020200	4Rx20x200	2	20	20	200	50	100	4				
CD300201.2019200	4Rx20x200–C19	2	20	19	200	50	–	4				
CD300201.2120160	4Rx21x160–C20	2	21	20	160	50	–	4				
CD300201.2120200	4Rx21x200–C20	2	21	20	200	50	–	4				
CD300201.2020160	5R/6Rx20x160	2	20	20	160	50	–	5	RPMW1003MO RPMT10T3MOE	A–6R	A40090G M4x9 A35100F M3.5x10	T15
CD300201.2019160	5R/6Rx20x160–C19	2	20	19	160	50	–	5				
CD300201.2020180	5R/6Rx20x180	2	20	20	180	50	90	5				
CD300201.2020200	5R/6Rx20x200	2	20	20	200	50	100	5				
CD300201.2120160	5R/6Rx21x160–C20	2	21	20	160	50	–	5				
CD300201.2120200	5R/6Rx21x200–C20	2	21	20	200	50	–	5				
CD300201.2525160	5R/6Rx25x160	2	25	25	160	50	–	5	RPMW1003MO RPMT10T3MOE RPMT1204MO PDMW1204MO			
CD300201.2520160	5R/6Rx25x160–C20	2	25	20	160	50	–	5				
CD300201.2524160	5R/6Rx25x160–C24	2	25	24	160	50	–	5				
CD300201.2525180	5R/6Rx25x180	2	25	25	180	50	–	5				
CD300201.2525200	5R/6Rx25x200	2	25	25	200	75	–	5				
CD300201.2525250	5R/6Rx25x250	2	25	25	250	60	115	5				

CD3002–01 EMR/EMRW/TRS 圆鼻立铣刀
EMR/EMRW/TRS ROUND DOWEL END MILL

订货号 Order No.	型号 Model No.	刃数 No.of flutes	尺寸 Size D	d	L	L1	L2	a	适用刀片 Applicable inserts	压板 Clamp piece	螺钉 Clamp screw	扳手 Wrench
CD300201.2525300	5R/6Rx25x300	2	25	25	300	60	165	5	RPMW1003MO RPMT10T3MOE RPMW1204MO RDMW1204MO	A–6R	A40090G M4X9 A35100F M3.5X10	T15
CD300201.2520200	5R/6Rx25x200–C20	2	25	20	200	50	–	5				
CD300201.2524200	5R/6Rx25x200–C24	2	25	24	200	50	–	5				
CD300201.2524250	5R/6Rx25x250–C24	2	25	24	250	60	–	5				
CD300201.2625160	5R/6Rx26x160–C24	2	26	25	160	50	–	5				
CD300201.2625200	5R/6Rx26x200–C25	2	26	25	200	50	–	5				
CD300201.3020110	5R/6Rx30x110–C20	2	30	20	110	40	–	5		–		
CD300201.3019110	5R/6Rx30x110–C19.05	2	30	19.05	110	40	–	5				
CD300201.3025160	5R/6Rx30x160–C25	2	30	25	160	50	–	5				
CD300201.3025200	5R/6Rx30x200–C25	2	30	25	200	60	–	5				
CD300201.3025250	5R/6Rx30x250–C25	2	30	25	250	60	–	5				
CD300201.3025300	5R/6Rx30x300–C25	2	30	25	300	60	–	5				
CD300201.3032300	5R/6Rx30x300–C32	2	30	32	300	60	–	5		A–6R		
CD300201.3532160	5R/6Rx35x160–C32	2/3	35	32	160	50	–	5				
CD300201.3532200	5R/6Rx35x200–C32	2/3	35	32	200	50	–	5				
CD300201.3532250	5R/6Rx35x250–C32	2/3	35	32	250	60	–	5				
CD300201.3532300	5R/6Rx35x300–C32	3	35	32	300	60	–	5				
CD300201.3532350	5R/6Rx35x350–C32	3	35	32	350	60	–	5				
CD300201.4032160	5R/6Rx40x160–C32	3/4	40	32	160	50	–	5	  建议用环保节能型 Suggest to use energy saving type			
CD300201.4032200	5R/6Rx40x200–C32	4	40	32	200	50	–	5				
CD300201.4032250	5R/6Rx40x250–C32	4	40	32	250	60	–	5				
CD300201.4032300	5R/6Rx40x300–C32	4	40	32	300	60	–	5				
CD300201.4032350	5R/6Rx40x350–C32	4	40	32	350	60	–	5				
CD300201.5032200	5R/6Rx50x200–C32	4	50	32	200	60	–	5				
CD300201.5032250	5R/6Rx50x250–C32	4	50	32	250	60	–	5				
CD300201.5032300	5R/6Rx50x300–C32	4	50	32	300	60	–	5				
CD300201.5032350	5R/6Rx50x350–C32	4	50	32	350	60	–	5				

可配用刀片 INSERTS

型号 Model No.	UP20M	NX2525	UT120T	F7030	VP15TF	SH8020	SH8250	JC3535	NIT	NAT	UMS	DX25	KT9	H101	H102	KC25	PP30	PC35	刀片形状 Insert shape	尺寸 Size (mm) D1	S1	排屑槽	
RPMW1003MO	●	●	●																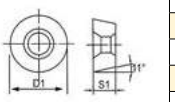	10	3.18	无	MITSUBISHI (三菱)
RPMT10T3MOE				●	●★															10	3.97	有	
RPMW1003MO						●★	●★													10	3.18	无	HITACHI(日立)
RPMW0802MO								●	●	●	●	●	●							8	2.38	无	DIJET(黛杰)
RPMW1003MO								●	●	●	●	●	●							10	3.18	无	

型号 Model No.	CY101H	CY15	CY25	CY150	CY250	GF30	TB6005	TB6020	TB6045	TB6060	PTH08M	WH10	H101	H102	KC25	PP30	PC35	刀片形状 Insert shape	尺寸 Size (mm) D1	S1	排屑槽	
RDMW0501MOEN					●★						●★							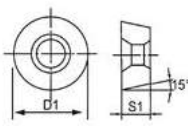	5	1.59	无	HITACHI(日立)
RDMW0702MOEN					●★						●★								7	2.37	无	
RDHW0802MOTN				●	●	●			●	●									8	2.38	无	
10T3MOTN				●	●	●			●										10	3.97	无	
1204MOTN				●	●	●			●										12	4.76	无	
1604MOTN				●	●	●			●										16	4.76	无	
RDMT0802MOTN			●	●	●★	●★	●	●	●	●								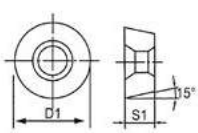	8	2.38	有	
0802MOEN	●											●							8	2.38	有	
10T3MOTN			●	●	●★	●★	●	●	●	●									10	3.97	有	
10T3MOEN	●											●							10	3.97	有	
1204MOTN				●	●★	●★	●	●	●	●									12	4.76	有	
1204MOEN												●							12	4.76	有	
RDMW10T3MO																●		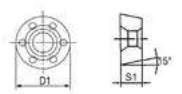	10	3.97	无	WALTER (瓦尔特
1204MO																●	●★		12	4.76	无	

CD3003–01 T2139 球形精铣刀 T2139 COPY END FINE MILL



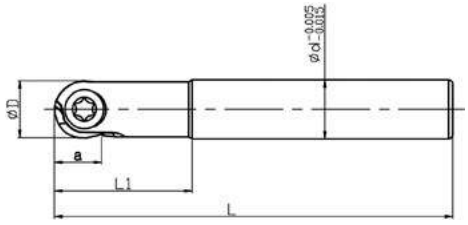



◇整体淬火后精加工进行深冷处理及热时效，避免二次加工产生变形
◇Overall pre–hard first, then fine processing, avoid transformation when proceed twice

订货号 Order No.	型号 Model No.	尺寸 Size (mm)					适用刀片 Applicable inserts	螺 钉 Clamp screw	扳 手 Wrench
		D	d	L	L1	a			
CD300301.0808110	T2139–4Rx110–C8	8	8	110	25	5	P320□–D08	A30070J–4R	T8
CD300301.0810110	T2139–4Rx110–C10	8	10	110	25	5			
CD300301.0812140	T2139–4Rx140–C12	8	12	140	55	5			
CD300301.1010130	T2139–5Rx130–C10	10	10	130	30	7	P320□–D10	A40090J–5R	T15
CD300301.1012130	T2139–5Rx130–C12	10	12	130	30	7			
CD300301.1010160	T2139–5Rx160–C10	10	10	160	30	7			
CD300301.1012160	T2139–5Rx160–C12	10	12	160	30	7			
CD300301.1212130	T2139–6Rx130–C12	12	12	130	32	8	P320□–D12	A50090J–6R	T20
CD300301.1212160	T2139–6Rx160–C12	12	12	160	32	8			
CD300301.1216160	T2139–6Rx160–C16	12	16	160	58.5	8			
CD300301.1616160	T2139–8Rx160–C16	16	16	160	65	10	P320□–D16	A50130J–8R	
CD300301.1616200	T2139–8Rx200–C16	16	16	200	65	10			
CD300301.1620200	T2139–8Rx200–C20	16	20	200	65	10			
CD300301.2020160	T2139–10Rx160–C20	20	20	160	45	12.5	P320□–D20	A50165J–10R	
CD300301.2020200	T2139–10Rx200–C20	20	20	200	76	12.5			
CD300301.2025250	T2139–10Rx250–C25	20	25	250	120	12.5			
CD300301.2525160	T2139–12.5Rx160–C25	25	25	160	45	15	P320□–D25	A60210J–12.5R	T30
CD300301.2525200	T2139–12.5Rx200–C25	25	25	200	76	15			
CD300301.2532200	T2139–12.5Rx200–C32	25	32	200	98	15			
CD300301.2532250	T2139–12.5Rx250–C32	25	32	250	120	15			
CD300301.3032200	T2139–15Rx200–C32	30	32	200	80	18	P320□–D30	A8025J–15R/16R	
CD300301.3040250	T2139–15Rx250–C40	30	40	250	121	18			
CD300301.3232200	T2139–16Rx200–C32	32	32	200	80	19	P320□–D32	A8025J–15R/16R	
CD300301.3240250	T2139–16Rx250–C40	32	40	250	121	19			

可配用刀片 INSERTS

型号 Model No.	WTA61	WAP25	WAP35	WXM35	WAK15	NX2525	WXH15	WCB50	WCB80	刀片形状 Insert shape	尺寸 Size (mm)				
											DC	D1	L1	S	
P320□–D08	●	●	●★	●	●	●★	●	●	●	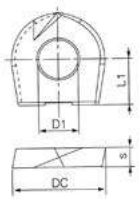	8	3	4	2.0	WALTER(瓦尔特)
–D10	●★	●	●	●	●	●★	●	●	●		10	4	5	2.5	
–D12	●★	●	●	●	●	●★	●	●	●		12	5	6	2.5	
–D16	●★	●	●	●	●	●★	●	●	●		16	5	6	3.0	
–D20	●★	●	●	●	●	●★	●	●	●		20	5	6	3.0	
–D25	●★	●	●	●	●	●★	●				25	6	9	4.0	
–D30	●	●	●	●	●		●				30	8	10	5.0	
–D32	●	●	●	●	●		●				32	8	10	5.0	

可订制日立、戴杰刀片精铣刀杆 Can be custom–made Hitachi,Dijet insert end mill

CD3004–01 KM 45° 立铣刀杆 KM END MILL



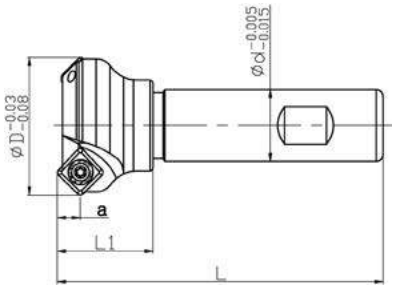

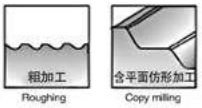

◇整体淬火后精加工进行深冷处理及热时效，避免二次加工产生变形
◇Overall pre–hard first, then fine processing, avoid transformation when proceed twice

订货号 Order No.	型号 Model No.	刃数 No.of flutes	尺寸 Size D	d	L	L1	a	适用刀片 Applicable inserts	螺钉 Clamp screw	扳手 Wrench
CD300401.2520120	KM09–25x120–C20	4	25	20	120	–	4.5	SEEX09T3	A30070E M3x7	T8
CD300401.2525120	KM09–25x120–C25	4	25	25	120	32	4.5			
CD300401.3225120	KM09–32x120–C25	4	32	25	120	–	4.5			
CD300401.3232120	KM09–32x120–C32	4	32	32	120	32	4.5			
CD300401.3220120	KMO12–32x120–C20	3	32	20	120	–	6	SEHT1204	A50110D M5x11	T20
CD300401.3225120	KMO12–32x120–C25	3	32	25	120	–	6			
CD300401.4020120	KMO12–40x120–C20	3	40	20	120	–	6			
CD300401.4025120	KMO12–40x120–C25	3	40	25	120	–	6			
CD300401.4032120	KMO12–40x120–C32	3	40	32	120	–	6			
CD300401.5020120	KM12–50x120–C20	3	50	20	120	–	6	45度铣刀杆 接柄  组装图 		
CD300401.5025120	KM12–50x120–C25	3	50	25	120	35	6			
CD300401.5032120	KM12–50x120–C32	3	50	32	120	35	6			
CD300401.6320120	KM12–63x120–C20	3	63	20	120	–	6			
CD300401.6325120	KM012–63x120–C25	3	63	25	120	35	6			
CD300401.6332120	KM012–63x120–C32	3	63	32	120	35	6			

可配用刀片 INSERTS

型号 Model No.	WAP25	WAP35	WTP35	WXP45	WPM	WXM35	WAK15	WAK25	WKM	WK10	NCM325	PC3535	PC9350	PC6510	PC230	CN30	H01	刀片形状 Insert shape	尺寸 Size（mm） D1	S1	排屑槽	
SEHT 1204AFN		●	●	●		●				●								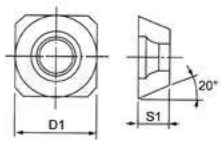	12.7	4.76	有	WALTER（瓦尔特）
1204AFN–K88										●									12.7	4.76	有	
SEHW 1204AFN	●	●	●		●	●	●	●	●										12.7	4.76	无	
SECA 1204AFSN											●	●							12.7	4.76	无	KORLOY（克劳伊）
1204AFTN													●		●	●			12.7	4.76	无	
1204AFFN														●					12.7	4.76	无	
1204AFEN											●								12.7	4.76	无	
SEHT 1204AFFN–M																	●		12.7	4.76	无	

型号 Model No.	PTE25	PFZ	MP91M	PMG	GH1	SK10	刀片形状 Insert shape	尺寸 Size（mm） D1	S1	排屑槽	
SEET 1204AFSN–M01	●						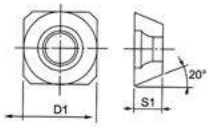	12.7	4.76	有	STELLRAW（斯特拉姆）
1204AFFN–F01				●				12.7	4.76	有	
SEET 1204AF4B		●	●					12.7	4.76	有	
1204FFN					●			12.7	4.76	有	
SEHW 1204AFN						●		12.7	4.76	无	

CD3005–01 KM – 45° 面铣刀盘 KM– 45° FACE MILL



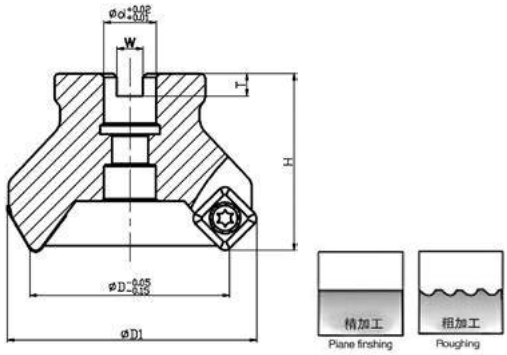

配有钢件、铸件、铝件、多种材质刀片
Match blade with difference material, such as steel, Casting and Aluminum

订货号 Order No.	型号 Model No.	尺寸 Size						圆垫片 Circular cushin	通用刀片 Applicable inserts	螺钉 Clamp screw	扳手 Wrench
		D	D1	d	H	W	T				
CD300501.5022045	KM09 – 50 – 22 – 4T	50	64	22	50	10.4	6.3	–	SEEX 09T3	A30070E M3x7	T8
CD300501.6322045	KM09 – 63 – 22 – 4T	63	77	22	50	10.4	6.3	–			
CD300501.5023045	KM12 – 50 – 22 – 4T	50	64	22	50	10.4	6.3	–	SEKT 1204	A501105D M5x11	T20
CD300501.6323045	KM12 – 63 – 22 – 4T	63	77	22	50	10.4	6.3	–			
CD300501.8027045	KM12 – 80 – 27 – 5T	80	94	27	50	12.4	7	–			
CD300501.1032045	KM12 – 100 – 32 – 5T	100	114	32	50	14.4	8	FMB – 32 – SHIM			
CD300501.1340045	KM12 – 125 – 40 – 6T	125	139	40	63	16.4	9	FMB – 40 – SHIM			
CD300501.1640045	KM12 – 160 – 40 – 9T	160	174	40	63	16.4	9	FMB – 40 – SHIM			
CD300501.5025045	KM12 – 50 – 25.4 – 4T	50	64	25.4	50	10	6	–			
CD300501.6325045	KM12 – 63 – 25.4 – 4T	63	77	25.4	50	10	6	–			
CD300501.8025045	KM12 – 80 – 25.4 – 5T	80	94	25.4	50	10	6	–			
CD300501.1032045	KM12 – 100 – 31.75 – 5T	100	114	31.75	50	13	8	FMB – 31.75 – SHIM			
CD300501.1338045	KM12 – 125 – 38.1 – 6T	125	139	38.1	63	16.2	10	FMB – 38.1 – SHIM			
CD300501.1638045	KM12 – 160 – 38.1 – 6T	160	174	38.1	63	16.2	10	FMB – 38.1 – SHIM			
CD300501.2038045	KM12 – 200 – 38.1 – 9T	200	214	38.1	63	16.2	10	FMB – 38.1 – SHIM			
CD300501.2560045	KM12 – 250 – 60 – 12T	250	264	60	63	16.2	10	FMB – 60 – SHIM			

型号 Model No.	WAP25	WAP35	WTP35	WXP45	WPM	WXM35	WAK15	WAK25	WKM	WK10	NCM325	PC3535	PC9350	PC6510	PC230	CN30	H01	刀片形状 Insert shape	尺寸 Size（mm） D1	S1	排屑槽	
SEHT 1204AFN		●	●	●		●				●								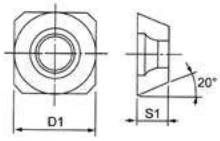	12.7	4.76	有	WALTER（瓦尔特）
1204AFN–K88										●									12.7	4.76	有	
SEHW 1204AFN	●	●	●		●	●	●	●	●										12.7	4.76	无	
SECA 1204AFSN											●	●							12.7	4.76	无	KORLOY（克劳伊）
1204AFTN													●		●	●			12.7	4.76	无	
1204AFFN														●					12.7	4.76	无	
1204AFEN											●								12.7	4.76	无	
SEHT 1204AFFN–M																	●		12.7	4.76	无	

型号 Model No.	H101	H102	KC25	PP30	PC35	PTE25	PFZ	MP91M	PMG	GH1	SK10	刀片形状 Insert shape	尺寸 Size（mm） D1	S1	排屑槽	
SEET 1204AFSN–M01						●						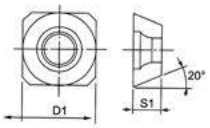	12.7	4.76	有	STELLRAM（斯特拉姆）
1204AFFN–F01									●				12.7	4.76	有	
SEHT 1204AF4B							●	●					12.7	4.76	有	
1204AFFN										●			12.7	4.76	有	
SEHW 1204AFN											●		12.7	4.76	无	

CD3006–01 TAP 方肩铣刀盘 TAP RIGHT ANGLE SHOULDER FACE MILL



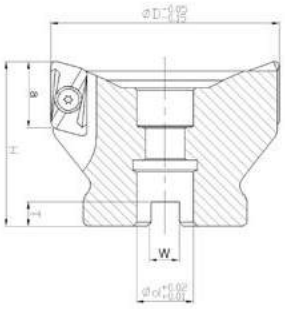



订货号 Order No.	型号 Model No.	尺寸 Size（mm）						圆垫片 Circulal cushin	通用刀片 Applicable inserts	螺钉 Clamp screw	扳手 Wrench
		D	d	H	W	T	a				
CD300601.5022090	TAP400R – 50 – 22 – 4T	50	22	50	10.4	6.3	14	–	APMT 1604 PDER	A40100J M4x10	T15
CD300601.6322090	TAP400R – 63 – 22 – 4T	63	22	50	10.4	6.3	14	–			
CD300601.6323090	TAP400R – 63 – 22 – 5T	63	22	50	10.4	6.3	14	–			
CD300601.8027090	TAP400R – 80 – 27 – 6T	80	27	50	12.4	7	14	–			
CD300601.1032090	TAP400R – 100 – 32 – 6T	100	32	50	14.4	8	14	FMB – 32 – SHIM			
CD300601.1340090	TAP400R – 125 – 40 – 6T	125	40	63	14.4	8	14	FMB – 40 – SHIM			
CD300601.1640090	TAP400R – 160 – 40 – 9T	160	40	63	14.4	8	14	FMB – 40 – SHIM			
CD300601.2060090	TAP400R – 200 – 60 – 9T	200	60	63	25.7	14	14	–			
CD300601.2061090	TAP400R – 200 – 60 – 12T	200	60	63	25.7	14	14	–			
CD300601.2560090	TAP400R – 250 – 60 – 12T	250	60	63	25.7	14	14	–			
CD300601.5025090	TAP400R – 50 – 25.4 – 4T	50	25.4	50	10	6	14	–			
CD300601.6325090	TAP400R – 63 – 25.4 – 4T	63	25.4	50	10	6	14	–			
CD300601.6326090	TAP400R – 63 – 25.4 – 5T	63	25.4	50	10	6	14	–			
CD300601.8025090	TAP400R – 80 – 25.4 – 6T	80	25.4	50	10	6	14	–			
CD300601.1031090	TAP400R – 100 – 31.75 – 6T	100	31.75	50	13	8	14	FMB – 31.75 – SHIM			

注：接受非标定制
Notice: accept nonstandard as custom order

可配用刀片 INSERTS

型号 Model No.	F7030	F620	VP15TF	UP20M	NX2525	NX4545	UT120T	HT110	NCM325	PC3535	PC3545	PC3530	PC6510	PD2000	H01	H101	H102	KC25	PP30	PC35	刀片形状 Insert shape	尺寸 Size（mm）					
																						L1	L2	S1	F1	Re	
APMT1604PDER – H1	●		●				●														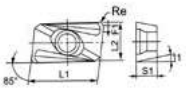	16.5	9.525	4.76	1.7	0.4	MITSUBISHI（三菱）
APMT1604PDER – H2	●	●	●★	●	●	●★	●	●														16.5	9.525	4.76	1.7	0.8	
APMT1604PDER – H4	●						●															16.5	9.525	4.76	1.7	1.6	
APMT1604PDER – H6	●						●															16.5	9.525	4.76	1.7	2.4	
APMT1604PDER – H8	●						●															16.5	9.525	4.76	1.7	3.2	
APMT1604PDER – M2	●	●	●★			●																16.5	9.525	4.76	1.7	0.8	
APGT1604PFDR – G2	●							●														16.5	9.525	4.76	1.7	0.8	
APKT1604PDSR									●	●	●	●	●									16.4	9.525	4.76	–	0.8	KORLOY 克劳伊
1604PDFR – MA														●	●★							16.4	9.525	4.76	–	0.8	

CD3007–01 RAP 75° 面铣刀盘 RAP 75° FACE MILL



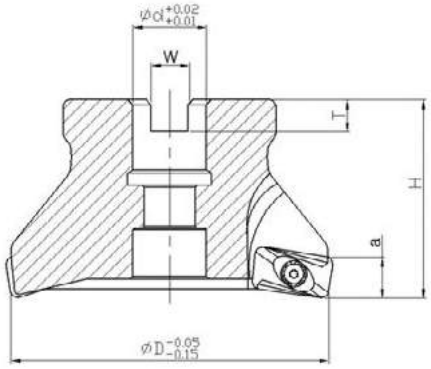



订货号 Order No.	型号 Model No.	尺寸 Size (mm)						圆垫片 Circular cushin	通用刀片 Applicable inserts	螺钉 Clamp screw	扳手 Wrench
		D	d	H	W	T	a				
CD300701.6322075	RAP400R–63–22–4T	63	22	50	10.4	6.3	8	–	APMT1604PDER	A40100J M4x10	T15F T15
CD300701.8027075	RAP400R–80–27–5T	80	27	50	12.4	7	8	–			
CD300701.1032075	RAP400R–100–32–6T	100	32	50	14.4	8	8	FMB–32–SHIM			
CD300701.1340075	RAP400R–125–40–6T	125	40	63	16.4	9	8	FMB–40–SHIM			
CD300701.1640075	RAP400R–160–40–6T	160	40	63	16.4	9	8	FMB–40–SHIM			
CD300701.2060075	RAP400R–200–60–9T	200	60	63	25.7	14	8	–			
CD300701.2560075	RAP400R–250–60–9T	250	60	63	25.7	14	8	–			
CD300701.6325075	RAP400R–63–25.4–4T	63	25.4	50	10	6	8	–			
CD300701.8025075	RAP400R–80–25.4–5T	80	25.4	50	10	6	8	–			
CD300701.1031075	RAP400R–100–31.75–6T	100	31.75	50	13	8	8	FMB–31.75–SHIM			

可配用刀片 INSERTS

型号 Model No.	F7030	F620	VP15TF	UP20M	NX2525	NX4545	UT120T	HTI10	NCM325	PC3535	PC3545	PC3530	PC6510	PD2000	H01	H101	H102	KC25	PP30	PC35	刀片形状 Insert shape	尺寸 Size (mm)					
																						L1	L2	S1	F1	Re	
APMT1604PDER–H1	●		●				●														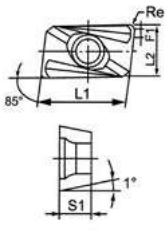	16.5	9.525	4.76	1.7	0.4	MITSUBISHI(三菱)
1604PDER–H2	●	●	●★	●	●	●★	●	●														16.5	9.525	4.76	1.7	0.8	
1604PDER–H4	●						●															16.5	9.525	4.76	1.7	1.6	
1604PDER–H6	●						●															16.5	9.525	4.76	1.7	2.4	
1604PDER–H8	●						●															16.5	9.525	4.76	1.7	3.2	
APMT1604PDER–M2	●	●	●			●																16.5	9.525	4.76	1.7	0.8	
APGT1604PFDR–G2	●							●														16.5	9.525	4.76	1.7	0.8	
APKT1604PDSR									●	●	●	●	●									16.4	9.525	4.76	–	0.8	KORLOY 克劳伊
1604PDFR–MA														●	●							16.4	9.525	4.76	–	0.8	

CD3008–01 EMR/TPS/EMRW 仿型铣刀盘 EMR/TPS/EMRW ROUND DOWEL FACE MILL



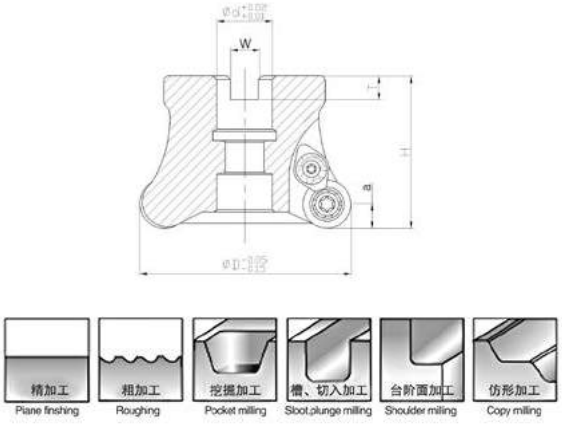

订货号 Order No.	型号 Model No.	尺寸 Size（mm）						圆垫片 Circular cushin	通用刀片 Applicable inserts	压板 Clamp piece	螺钉 Clamp screw	扳手 Wrench
		D	d	H	W	T	a					
CD300801.5022005	5R–50–22–4T	50	22	50	10.4	6.3	5	–	RPMW1003MO RPMW10T3MOE	A–5R	A40100J/A35100F M4x10/N3.5x10	T15F T15
CD300801.6322005	5R–63–22–4T	63	22	50	10.4	6.3	5	–				
CD300801.6323005	5R–63–22–5T	63	22	50	10.4	6.3	5	–				
CD300801.8027005	5R–80–27–6T	80	27	50	12.4	7	5	–				
CD300801.1032005	5R–100–32–6T	100	32	50	14.4	8	5	FMB–32–SHIM				
CD300801.5022006	6R–50–22–4T	50	22	50	10.4	6.3	6	–	RPMW\T1204MO	A–6R	A40100J M4x10	
CD300801.6322006	6R–63–22–4T	63	22	50	10.4	6.3	6	–				
CD300801.6323006	6R–63–22–5T	63	22	50	10.4	6.3	6	–				
CD300801.8027006	6R–80–27–6T	80	27	50	12.4	7	6	–				
CD300801.1032006	6R–100–32–6T	100	32	50	14.4	8	6	FMB–32–SHIM				
CD300801.1340006	6R–125–40–6T	125	40	63	16.4	9	6	FMB–40–SHIM				
CD300801.1640006	6R–160–40–9T	160	40	63	16.4	9	6	FMB–40–SHIM				
CD300801.2060006	6R–200–60–9T	200	60	63	25.7	14	6	–				

注：接受非标订制
Notice: accept nonstandard as custom order

可配用刀片 INSERTS

型号 Model No.	F7030	F620	VP15TF	NX4545	UT120T	TN100M	PR510	PR660	PP730	KW10	H101	H102	KC25	PP30	PC35	刀片形状 Insert shape	尺寸 Size（mm） D1	S1	排屑槽	
RPMT1204MOE–JS	●	●★	●★													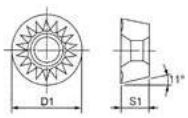	12	4.76	有	MITSUBISHI（三 菱）
RPMT1204MO							●	●	●	●							12	4.76	有	KYOCERA（京 瓷）
RPMT1204MO – H						●	●	●	●	●							12	4.76	有	
RPMW1204MOE	●	●		●	●	●										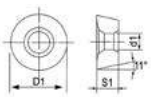	12	4.76	无	MITSUBISHI（三 菱）
RPMW1204MOT			●														12	4.76	无	

型号 Model No.	UP20M	NX2525	UT120T	F7030	VP15TF	SH8020	SH8250	JC3535	NIT	NAT	UMS	DX25	KT9	H101	H102	KC25	PP30	PC35	刀片形状 Insert shape	尺寸 Size（mm） D1	S1	排屑槽	
PMW1003MO	●	●	●																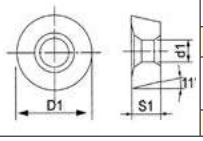	10	3.18	无	MITSUBISHI（三 菱）
PMT10T3MOE				●	●															10	3.97	有	
PMW1003MOEN						●★	●★													10	3.18	无	HITACHI（日 立）
PMW1003MO								●	●	●	●	●	●							10	3.18	无	DIJET(黛杰)

EMR/TPS/EMRW 铝合金刀体刀盘



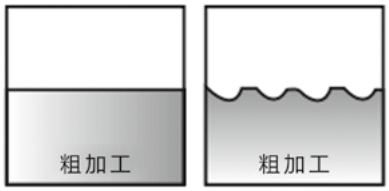

Riane　　Roughing

配有钢件、铸件、铝件、多种材质刀片
Equipped with steel, casting, aluminum, various material of blade

库存刃径（Inventory blade diameter）：

Φ40、Φ50、Φ63、Φ80、Φ100、Φ125、Φ160、Φ200、Φ250、Φ300

CD3009-01 不带微调刀垫APKT1604/90°　Without trimming knife pad APKT1604/90°

订货号 Order No.	型号 Model No.	尺寸 Size（mm）					通用刀片 Applicable inserts	螺钉 Clamp screw	扳手 Wrench
		D	c	H	W	T			
CD300901.4016050	AP16-40-16-3T-A	40	16	50	8.5	5	APKT1604PD	M4*10	T15
CD300901.5022050	AP16-50-22-4T-A	50	22	50	10.4	6.3			
CD300901.6322050	AP16-63-22-4T-A	63	22	50	10.4	6.3			
CD300901.6323050	AP16-63-22-5T-A	63	22	50	10.4	6.3			
CD300901.8027050	AP16-80-27-6T-A	80	27	50	12.4	7			
CD300901.1032050	AP16-100-32-6T-A	100	32	50	14.4	8			
CD300901.1340060	AP16-125-40-6T-A	125	40	60	16.4	9			
CD300901.1640060	AP16-160-40-8T-A	160	40	60	16.4	9			
CD300901.2040060	AP16-200-40-10T-A	200	40	60	16.4	9			
CD300901.2540060	AP16-250-40-12T-A	250	40	60	16.4	9			

CD3009-02 带刀垫微调APKT1604/90°　Trimming knife pad APKT1604/90°

订货号 Order No.	型号 Model No.	尺寸 Size（mm）					通用刀片 Applicable inserts	螺钉 Clamp screw	扳手 Wrench
		D	c	H	W	T			
CD300902.6322050	AP16-63-22-4T-B	63	22	50	10.4	6.3	APKT1604PD	M4*10	T15
CD300902.8027050	AP16-80-27-6T-B	80	27	50	12.4	7			
CD300902.1027050	AP16-100-27-6T-B	100	27	50	12.4	8			
CD300902.1340060	AP16-125-40-6T-B	125	40	60	16.4	9			
CD300902.1640060	AP16-160-40-6T-B	160	40	60	14.4	9			
CD300902.2040060	AP16-200-40-6T-B	200	40	60	16.4	9			
CD300902.2540060	AP16-250-40-12T-B	250	40	60	16.4	9			
CD300902.3240060	AP16-315-40-15T-B	315	40	60	16.4	9			
CD300902.4060060	AP16-400-60-18T-B	400	60	60	26.3	14			

CD3009–03 不带微调刀垫SE1204/45° Without trimming knife pad SE1204/45 °



订货号 Order No.	型号 Model No.	尺寸 Size（mm）					通用刀片 Applicable inserts	螺钉 Clamp screw	扳手 Wrench
		D	c	H	W	T			
CD300903.5022050	SE12–50–22–4T–A	50	22	50	10.4	6.3	SEHT1204	M5*12	T20
CD300903.6322050	SE12–63–22–4T–A	63	22	50	10.4	6.3			
CD300903.6323050	SE12–63–22–5T–A	63	22	50	10.4	6.3			
CD300903.8027050	SE12–80–27–6T–A	80	27	50	12.4	7			
CD300903.1032050	SE12–100–32–6T–A	100	32	50	14.4	8			
CD300903.1340060	SE12–125–40–6T–A	125	40	60	16.4	9			
CD300903.1640060	SE12–160–40–8T–A	160	40	60	16.4	9			
CD300903.2040060	SE12–200–40–10T–A	200	40	60	16.4	9			
CD300903.2540060	SE12–250–40–10T–B	250	40	60	16.4	9			

CD3009–04 带刀垫微调SE1204/45° C

订货号 Order No.	型号 Model No.	尺寸 Size（mm）					通用刀片 Applicable inserts	螺钉 Clamp screw	扳手 Wrench
		D	c	H	W	T			
CD300904.6322050	SE12–63–22–4T–B	63	22	50	10.4	6.3	SEHT1204	M5*12	T20
CD300904.8027050	SE12–80–27–6T–B	80	27	50	12.4	7			
CD300904.1032050	SE12–100–32–6T–B	100	32	50	14.4	8			
CD300904.1340060	SE12–125–40–6T–B	125	40	60	16.4	9			
CD300904.1640060	SE12–160–40–8T–B	160	40	60	16.4	9			
CD300904.2040060	SE12–200–40–10T–B	200	40	60	16.4	9			
CD300904.2540060	SE12–250–40–12T–B	250	40	60	16.4	9			
CD300904.3240060	SE12–315–40–15T–B	315	40	60	16.4	9			
CD300904.4060060	SE12–400–60–18T–B	400	60	60	26.3	14			

型号 Model No.	WAP25	WAP35	WTP35	WXP45	WPM	WXM35	WAK15	WAK25	WKM	WK10	NCM325	PC3535	PC9530	PC6510	PC230	CN30	H01	刀片形状 Insert shape	尺寸 Size（mm） D1	S1	排屑槽	
SEHT 1204AFN		●	●	●		●				●								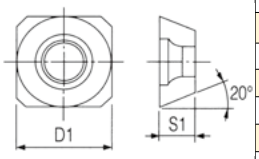	12.7	4.76	有	WALTER (瓦尔特)
1204AFN–K88										●									12.7	4.76	有	
SEHT 1204AFN	●	●	●		●	●	●	●	●										12.7	4.76	无	
SECA 1204AFSN											●	●							12.7	4.76	无	KORLOY (刀片)
1204AFTN													●		●	●			12.7	4.76	无	
1204AFFN														●					12.7	4.76	无	
1204AFEN											●								12.7	4.76	无	
SEHT 1204AFFN–M																	●		12.7	4.76	无	

型号 Model No.	H101	H102	KC25	PP30	PTE25	PFZ	MP91M	PMG	GH1	SK10	刀片形状 Insert shape	尺寸 Size（mm） D1	S1	排屑槽	
SEET 1204AFSN–M01					●						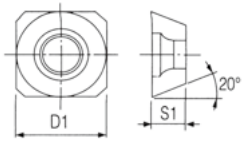	12.7	4.76	有	STELLRAM (使特龙)
1204AFFN–F01								●				12.7	4.76	有	
SEHT 1204AF4B						●	●					12.7	4.76	有	
1204AFFN									●			12.7	4.76	有	
SEHW1204AFN										●		12.7	4.76	无	

CD3010–01 EKP 粗切削玉米铣刀 EKP ROUGHING CUT CORN MILLING CUTTER



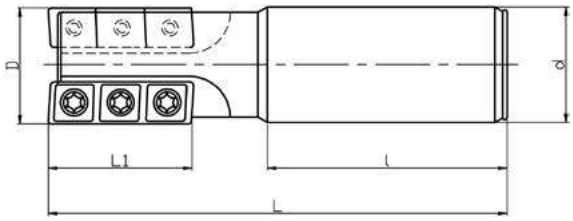

订货号 Order No.	型号 Model No.	D	d	L	l	L1	刃数 No.of flutes	刀片数 Blade number	刀片 Blade	刀片螺丝 Blade screw	扳手 wrench
CD301001.3232120	EKP–16R3232–42M	32	32	120	60	42	2	6	AP..1604	RS–010–M4	T15
CD301001.3232150	EKP–16R3232–70M	32	32	150	60	70	2	10	AP..1604	RS–010–M4	T15
CD301001.4032135	EKP–16R4032–56M	40	32	135	60	56	3	12	AP..1604	RS–010–M4	T15
CD301001.4032160	EKP–16R4032–70M	40	32	160	70	70	3	14	AP..1604	RS–010–M4	T15
CD301001.5042170	EKP–16R5042–70M	50	42	170	70	70	3	14	AP..1604	RS–010–M4	T15
CD301001.5051220	EKP–16R5050.8–112M	50	50.8	220	80	112	3	24	AP..1604	RS–010–M4	T15

CD3010–02 SKP 粗切削玉米铣刀 SKP ROUGHING CUT CORN MILLING CUTTER



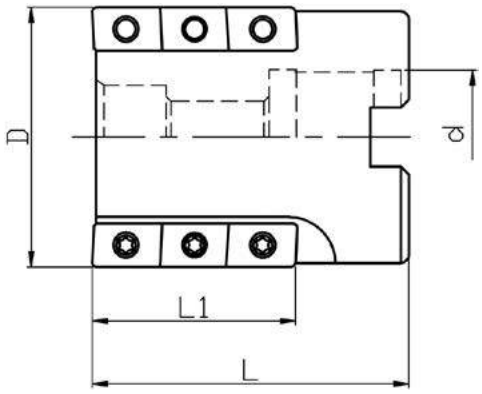

订货号 Order No.	型号 Model No.	D	d	L	L1	刃数 No.of flutes	刀片数 Blade number	刀片 Blade	刀片螺丝 Blade screw	扳手 wrench
CD301002.5022055	SKP–50Q22–42M	50	22	55	42	3	9	AP..1604	RS–010–M4	T15
CD301002.6327063	SKP–63Q27–42M	63	27	63	42	4	12	AP..1604	RS–010–M4	T15
CD301002.8032085	SKP–80Q32–70M	80	32	85	70	5	25	AP..1604	RS–010–M4	T15

高效钨钢抗震铣、镗刀杆

HIGH EFFICIENCY HIGY SPEED HIGH HARDNESS
ANTI-SHOCK TUNGSTEN STEEL CNC MILLING SHNAK,BORE ARBOR

钨钢抗震刀杆加工特点:

Processing Advantages of Administrator-shock Cutting Tool:

提高表面光洁度，提升加工质量
Improve The Surface Finish,Vertical Degree.

提高尺寸精准度
Improve the Dimension Precision.

适合大悬伸工件加工
Suitable For Large Overhanging Workpiece Machining.

节省刀片，降低成本
Save Blade,Reduce The Cost.

一杆多用省时省力
A Multi-Purpose Rod Which Save Time And Effort.



钨钢抗震铣、镗刀杆 ANTI-SHOCK TUNGSTEN STEEL CNC MILLING SHNAK,BORE ARBOR

CD3101-01 锁牙式抗震刀杆MFT系列
ANTI-SHOCK TUNGSTEN STEEL CNC MILLING SHNAK,BORE ARBOR



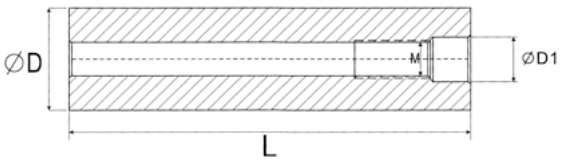

订货号Order No.	型号Model No.	L(mm)	ΦD	ΦD1	M
CD310101.0845100	MFT09-08-100-M4	100	Φ8	Φ4.5	M4
CD310101.1055150	MFT11-10-(80-150)-M5	80-150	Φ10	Φ5.5	M5
CD310101.1265200	MFT13-12-(100-200)-M6	100-200	Φ12	Φ6.5	M6
CD310101.1585200	MFT16-15-(100-200)-M8	100-200	Φ15	Φ8.5	M8
CD310101.1685200	MFT16-15.6-(150-250)-M8	100-200	Φ15.6	Φ8.5	M8
CD310101.1685300	MFT17-16-(100-300)-M8	100-300	Φ16	Φ8.5	M8
CD310101.1911250	MFT20-19-(150-250)-M10	150-250	Φ19	Φ10.5	M10
CD310101.2011300	MFT21-20-(100-300)-M10	100-300	Φ20	Φ10.5	M10
CD310101.2413300	MFT25-24-(150-300)-M12	150-300	Φ24	Φ12.5	M12
CD310101.2513300	MFT26-25-(150-300)-M12	150-300	Φ25	Φ12.5	M12
CD310101.3217400	MFT35-32-(200-400)-M16	200-400	Φ32	Φ17	M16

CD3101-02 钨钢抗震镗刀杆ST系列
ANTI-SHOCK TUNGSTEN STEEL CNC MILLING SHNAK,BORE ARBOR



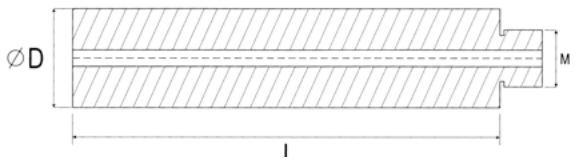

订货号 Order No.	型号 Model No.	L(mm)	ΦD	M	适用镗孔头 Applicable Carbide Tool Holder
CD310102.0805100	ST08-M5-100L	100	Φ8	M5	BE09A,BE10.5A
CD310102.1006100	ST10-M6-100L	100	Φ10	M6	BE12A
CD310102.1006150	ST10-M6-150L	150			
CD310102.1206200	ST12-M6-(100-200)L	100-200	Φ12	M6	BE14A,BE16A
CD310102.1406200	ST14-M6-(M10)-(150-200)L	150-200	Φ14	M6(M10)	BE14A,BE16A
CD310102.1610250	ST16-M10-(100-250)L	100-250	Φ16	M10	BE18A BE20A BE22A BE24A BE26A BE28A BE30A BE32A BE34A BE36A BE38A BE40A
CD310102.2010250	ST20-M10-(100-250)L	100-250	Φ20	M10	BE22A-BE40A

钨钢抗震铣、镗刀杆 ANTI-SHOCK TUNGSTEN STEEL CNC MILLING SHNAK,BORE ARBOR

CD3101-03 钨钢抗震镗刀杆SC系列
ANTI-SHOCK TUNGSTEN STEEL CNC MILLING SHNAK,BORE ARBOR



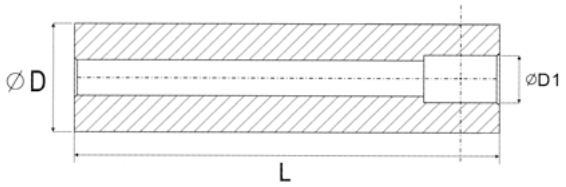

订货号 Order No.	型号 Model No.	L(mm)	ΦD	ΦD1	适用镗孔头 Applicable Carbide Tool Holder	加工范围（mm) Range of Processing
CD310103.1911250	SC19-LBK1-(150-250)L	150-250	Φ19	Φ11	CBH20-36	20-36
CD310103.2414300	SC24-LBK2-(200-300)L	200-300	Φ24	Φ14	CBH25-47	25-47
CD310103.3218400	SC32-LBK3-(200-400)L	200-400	Φ32	Φ18	CBH32-60	32-60

CD3102-01 锁牙式球型精铣刀头 BALL PRECISION CUTTERS



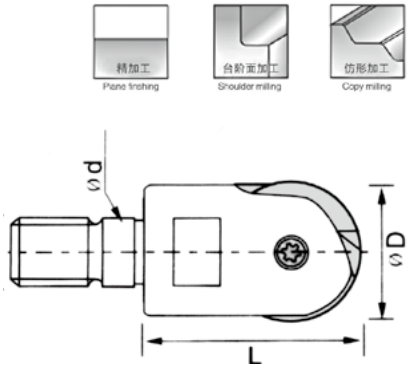

订货号 Order No.	型号 Model No.	尺寸Size(mm)				刀片 Insert
		ΦD	M	Φd	L	
CD310201.0845016	PPH08-M04	Φ08	M4	Φ4.5	16	BNM-080
CD310201.1055020	PPH10-M05	Φ10	M5	Φ5.5	20	BNM-010
CD310201.1265022	PPH12-M06	Φ12	M6	Φ6.5	22	BNM-120
CD310201.1685028	PPH16-M08	Φ16	M8	Φ8.5	28	BNM-160
CD310201.2011030	PPH20-M10	Φ20	M10	Φ10.5	30	BNM-200
CD310201.2513040	PPH25-M12	Φ25	M12	Φ12.5	40	BNM-250

适配黛杰（DIJET）刀片或自产刀片 Adaptation to Dijet insert or own insert

CD3102-02 锁牙式球型精铣刀头 BALL PRECISION CUTTERS



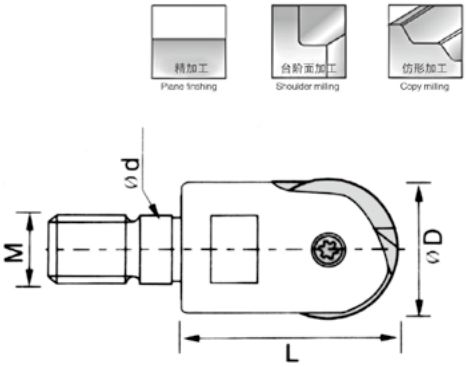

订货号 Order No.	型号 Model No.	尺寸Size(mm)				刀片 Insert
		ΦD	M	Φd	L	
CD310202.0845016	WGR08-M04	Φ08	M4	Φ4.5	16	P3201-D08
CD310202.1055020	WGR10-M05	Φ10	M5	Φ5.5	20	P3201-D10
CD310202.1265022	WGR12-M06	Φ12	M6	Φ6.5	22	P3201-D12
CD310202.1685028	WGR16-M08	Φ16	M8	Φ8.5	28	P3201-D16
CD310202.2011030	WGR20-M10	Φ20	M10	Φ10.5	30	P3201-D20
CD310202.2513040	WGR25-M12	Φ25	M12	Φ12.5	40	P3201-D25
CD310202.3217043	WGR32(30)-M16	Φ32(30)	M16	17	43	P3201-D32(30)

适配瓦尔特（WALTER）刀片或韩国刀片 Adaptation to WALTER insert or South Korea insert

CD3102-03 锁牙式/圆刃立铣刀头 SHOULDER/CARRNER ROUNDING END MILLS



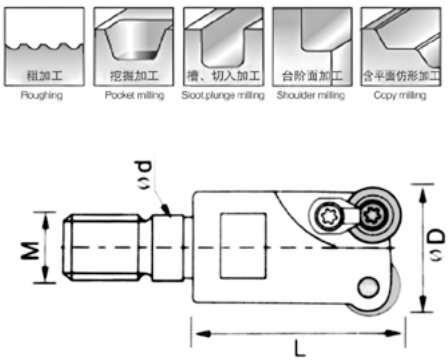

订货号 Order No.	型号 Model No.	尺寸Size(mm)				刀片 Insert
		ΦD	M	Φd	L	
CD310203.2111035	R200-5R-25-M10	Φ21	M10	Φ10.5	35	RCKT10T3MO
CD310203.2513035	R200-5R-26-M12	Φ25	M12	Φ12.5	35	
CD310203.2617040	R200-6R-30-M16	Φ26	M16	Φ17	40	RCKT1204MO
CD310203.3217040	R200-6R-32-M16	Φ32	M16	Φ17	40	
CD310203.3517040	R200-6R-35-M16	Φ35	M16	Φ17	40	

适配山特维克（SANDVIK）刀片 Adaptation to SANDVIK insert

钨钢抗震铣、镗刀杆 ANTI-SHOCK TUNGSTEN STEEL CNC MILLING SHNAK,BORE ARBOR

CD3102-04 锁牙式圆刃立铣刀头 CARRNER ROUNDING END MILLS



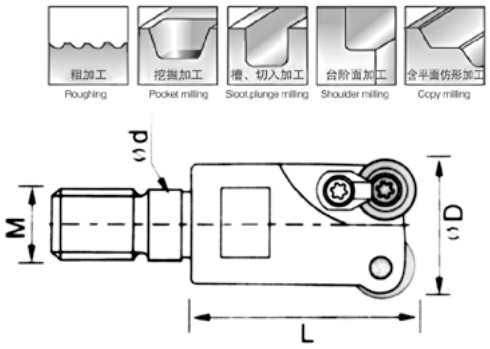

订货号 Order No.	型号Model No.	尺寸Size(mm)				刀片 Insert
		ΦD	M	Φd	L	
CD310204.2011032	RP08T2-20-2T-M10	Φ20	M10	Φ10.5	32	RPKT08T2MO
CD310204.2111032	RP08T2-21-2T-M10	Φ21	M10	Φ10.5	32	
CD310204.2513035	RP1003-25-2T-M12	Φ25	M12	Φ12.5	35	RPKT10T3MO
CD310204.2613035	RP1003-26-2T-M12	Φ26	M12	Φ12.5	35	
CD310204.3517043	RP1003-35-3T-M16	Φ35	M16	Φ17	43	

适配三菱（MITSUBISHI）刀片 Adaptation to MITSUBISHI insert

CD3102-05 锁牙式/圆刃立铣刀头 SHOULDER/CARRNER ROUNDING END MILLS



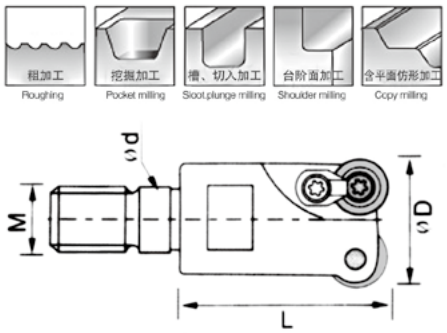

订货号 Order No.	型号Model No.	尺寸Size(mm)				刀片 Insert
		ΦD	M	Φd	L	
CD310205.1609025	RD0702-16-2T-M08	Φ16	M08	Φ8.5	25	RDKW0702
CD310205.1709025	RD0702-17-2T-M08	Φ17	M08	Φ8.5	25	
CD310205.2011032	RD0702-20-3T-M10	Φ20	M10	Φ10.5	32	
CD310205.2111032	RD0702-21-3T-M10	Φ21	M10	Φ10.5	32	
CD310205.2512035	RD0702-25-4T-M12	Φ25	M12	Φ12.5	35	
CD310205.2613035	RD0702-26-4T-M12	Φ26	M12	Φ12.5	35	
CD310205.2513035	RD0702-25-2T-M12	Φ25	M12	Φ12.5	35	RDKW10T3MO
CD310205.2614035	RD0702-26-2T-M12	Φ26	M12	Φ12.5	35	
CD310205.3517043	RD0702-35 -3T-M16	Φ35	M16	Φ17	43	

适配日立（HITACHI）刀片 Adaptation to HITACHI insert

钨钢抗震铣、镗刀杆 ANTI-SHOCK TUNGSTEN STEEL CNC MILLING SHNAK,BORE ARBOR

CD3102-06 锁牙式/直角台肩立铣刀头 SHOULDER/CUTTING END MILLS



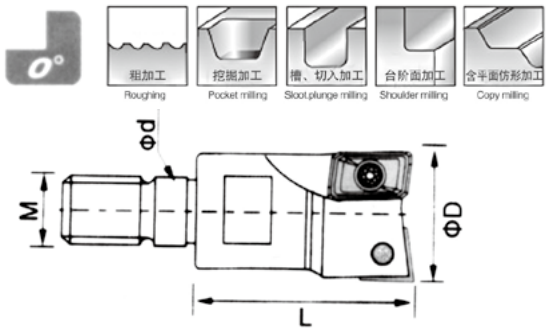

订货号 Order No.	型号 Model No.	尺寸Size(mm)				刀片 Insert
		ΦD	M	Φd	L	
CD310206.1609025	BAP3-16-2T-M08	Φ16	M08	Φ8.5	25	APMT1135
CD310206.1709025	BAP3-17-2T-M08	Φ17	M08	Φ8.5	25	
CD310206.2011030	BAP3-20-2T-M10	Φ20	M10	Φ10.5	30	
CD310206.2111030	BAP3-21-2T-M10	Φ21	M10	Φ10.5	30	
CD310206.2512035	BAP3-25-3T-M12	Φ25	M12	Φ12.5	35	
CD310206.2613035	BAP3-26-3T-M12	Φ26	M12	Φ12.5	35	
CD310206.2513035	BAP4-25-2T-M12	Φ25	M12	Φ12.5	35	APMT1604
CD310206.2614035	BAP4-26-2T-M12	Φ26	M12	Φ12.5	35	
CD310206.3517043	BAP4-35-3T-M16	Φ35	M16	Φ17	43	
CD310206.4017043	BAP3-40-3T-M16	Φ40	M16	Φ17	43	APMT1135

适配三菱（MITSUBISHI）刀片 Adaptation to MITSUBISHI insert

CD3102-07 锁牙式/直角台肩立铣刀头 SHOULDER/CUTTING END MILLS



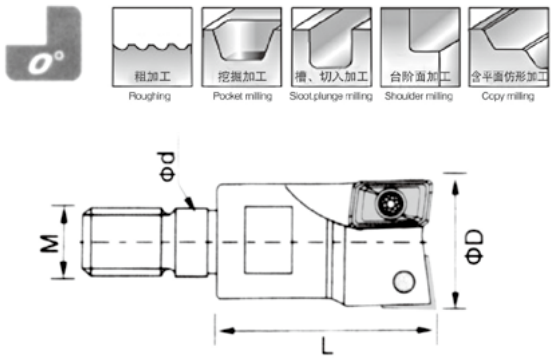

订货号 Order No.	型号 Model No.	尺寸Size(mm)				刀片 Insert
		ΦD	M	Φd	L	
CD310207.1006016	TE90AX06-10-2T-M5	Φ10	M5	Φ5.5	16	AXMT0602
CD310207.1106016	TE90AX06-11-2T-M5	Φ11	M5	Φ5.5	16	
CD310207.1306018	TE90AX06-12-3T-M6	Φ12	M6	Φ6.5	18	
CD310207.1307018	TE90AX06-13-3T-M6	Φ13	M6	Φ6.5	18	
CD310207.1609023	TE90AX06-16-3T-M8	Φ16	M8	Φ8.5	23	
CD310207.2011030	TE90AX09-20-3T-M10	Φ20	M10	Φ10.5	30	
CD310207.2111030	TE90AX09-21-3T-M10	Φ21	M10	Φ10.5	30	AXMT0903
CD310207.2513035	TE90AX09-25-3T-M12	Φ25	M12	Φ12.5	35	
CD310207.2613035	TE90AX09-26-3T-M12	Φ26	M12	Φ12.5	35	
CD310207.3217043	TE90AX09-32-3T-M16	Φ32	M16	Φ17	43	

适配特固克(TAEGUTEC)刀片 Adaptation to TAEGUTEC insert

钨钢抗震铣、镗刀杆 ANTI-SHOCK TUNGSTEN STEEL CNC MILLING SHNAK,BORE ARBOR

CD3102-08 锁牙式/直角台肩立铣刀头 SHOULDER/CUTTING END MILLS



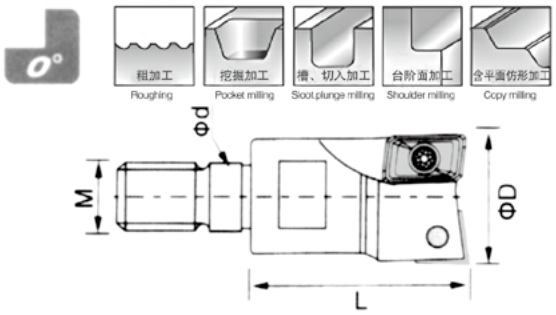

订货号 Order No.	型号 Model No.	尺寸Size(mm)				刀片 Insert
		ΦD	M	Φd	L	
CD310208.1609030	R390-16-M8	Φ16	M8	Φ8.5	30	ACKT11T308
CD310208.1709030	R390-17-M8	Φ17	M8	Φ8.5	30	
CD310208.2011035	R390-20-M10	Φ20	M10	Φ10.5	35	
CD310208.2111035	R390-21-M10	Φ21	M10	Φ10.5	35	
CD310208.2513035	R390-25-M12	Φ25	M12	Φ12.5	35	
CD310208.2613035	R390-26-M12	Φ26	M12	Φ12.5	35	
CD310208.3017040	R390-30-M16	Φ30	M16	Φ17	40	
CD310208.3217040	R390-32-M16	Φ32	M16	Φ17	40	
CD310208.3517040	R390-35-M16	Φ35	M16	Φ17	40	

适配山特维克（SANDVIK）刀片 Adaptation to SANDVIK insert

CD3102-09 组合式镗孔头BE型 MODULAR INSERT HOLDER TYPE BE



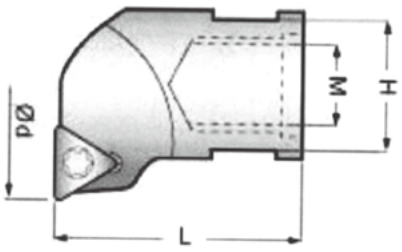

订货号 Order No.	型号 Model No.	尺寸Size(mm)				刀片 Insert
		Φd	M	H	L	
CD310209.0905018	BE09A	Φ9	M5	7	18	TP0802
CD310209.1105018	BE10.5A	Φ10.5				
CD310209.1206023	BE12A	Φ12	M6	8	23	
CD310209.1406023	BE14A	Φ14		10		
CD310209.1606023	BE16A	Φ16				
CD310209.1810027	BE18A	Φ18	M10	14	27	
CD310209.2010027	BE20A	Φ20				
CD310209.2210027	BE22A	Φ22				
CD310209.2410027	BE24A	Φ24				
CD310209.2610027	BE26A	Φ26				

钨钢后拉式延长杆 TUNGSTEN STEEL BACK–PULL EXTENSION ROD

CD3201–01 钨钢后拉式延长杆 TUNGSTEN STEEL BACK–PULL EXTENSION ROD



特点 Feature

◎ 超硬钨钢刀杆，使用高韧性配方制造，坚韧耐用，实现高硬度、高刚性、高抗震性，可施行超深孔加工 (10D)
◎ 直柄结构，加工深度可依加工需求自行调整。
◎ 本品采用后拉式筒夹夹持刀具，夹持精度大大提高，可以钻、攻铣等多种用途。

◎ uper hard tungsten steel tool rod, manufactured with high toughness formula, is tough and durable, realizes high hardness, high rigidity and high seismic resistance, and can be used for ultra deep hole processing (10D).
◎ Straight shank structure, processing depth can be adjusted according to processing requirements.
◎ This product uses back–pull cylinder clamping tool, which greatly improves the clamping accuracy and can be used for drilling, milling and other purposes.

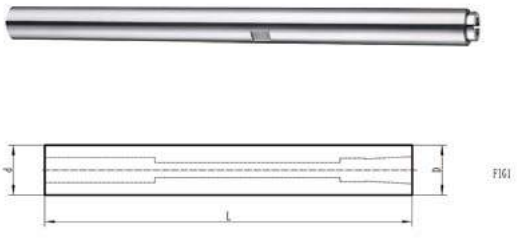



订货号 Order No.	型号 Model.No	d	L	D	L1	后拉筒夹	夹持范围	FIG1/ FIG2
CD320101.0804100	C08–CDC04–100	8	100	8	–	CDC04	2–4	FIG1
CD320101.1004100	C10–CDC04–100	10	100	10	–			
CD320101.1004150	C10–CDC04–150	10	150	10	–			
CD320101.1206100	C12–CDC06–100	12	100	12	–	CDC06	3–6	
CD320101.1206150	C12–CDC06–150	12	150	12	–			
CD320101.2008150	C20–CDC08–150	20	150	20	–	CDC08	3–8	
CD320101.2008200	C20–CDC08–200	20	200	20	–			
CD320101.2008250	C20–CDC08–250	20	250	20	–			
CD320101.1204150	C12–CDC04–150	12	150	10	60	CDC04	2–4	FIG2
CD320101.1606150	C16–CDC06–150	16	150	12.5	60	CDC06	3–6	
CD320101.1606200	C16–CDC06–200	16	200	12.5	90			
CD320101.2006250	C20–CDC06–250	20	250	12.8	110			
CD320101.2508250	C25–CDC08–250	25	250	23	120	CDC08	3–8	
CD320101.2508300	C25–CDC08–300	25	300	23	120			

备注：非标可定制。 Note: Non–standard customizable.

钨钢抗震车刀杆

EARTHQUAKE-RESISTANT TURNING TOOL BAR MADE OF TUNGSTEN STEEL

◎ 超硬钨钢刀杆,使用高抗震配方制造,坚韧耐用,实现高硬度、高刚性、高抗震性,可施行超深孔加工(10D)。

◎ 各种規格均有内部水孔,深孔加工時排屑及冷却效果良好。

◎ 直柄结构,加工深度可依加工需求自行调整。

◎ 本品采用焊接式鋼制刀頭位,提高刀片的刚性,使刀片位牢固耐用,同时不影响刀杆的抗震效果,提高刀杆的使用寿命。

◎ 提高刀片使用寿命,提高工件光洁度和精度,提高工作效率。

◎ Ultra-hard tungsten steel tool rod, manufactured with high seismic formula, is tough and durable, realizes high hardness, high rigidity and high seismic resistance, and can be used for ultra-deep hole processing (10D).

◎ Various specifications have internal water holes, and the chip removal and cooling effect are good in deep hole processing.

◎ Straight shank structure, processing depth can be adjusted according to processing requirements.

◎ This product adopts welded steel tool head position, which improves the rigidity of the blade, makes the blade position firm and durable, and does not affect the anti-seismic effect of the tool rod, and improves the service life of the tool rod.

◎ Increase the service life of the blade, improve the smoothness and accuracy of the workpiece, and improve the working efficiency.



钨钢抗震车刀杆 EARTHQUAKE-RESISTANT TURNING TOOL BAR MADE OF TUNGSTEN STEEL

CD3301-01 钨钢内径车刀 TUNGSTEN STEEL INNER DIAMETER TURNING TOOL



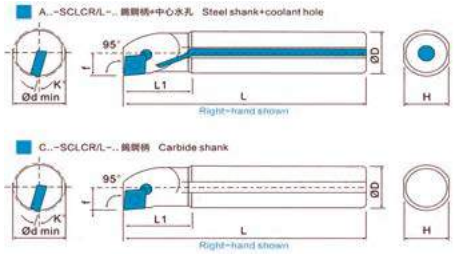

订货号 Order No.	型号 Model No.	D	L	L1	f	H	K	DMIN	刀片规格 Insert	螺丝 Screw	扳手 Wrench
CD330101.0405125	DC04K-SCLCR-03	4	125	8	2.5	3.5	15	5	CC..0301..	MS1804A	ETF06
CD330101.0506125	DC05K-SCLCR-03	5		9	3	4		6	CC..0401..		
CD330101.0607125	DC06K-SCLCR-04	6		11	3.5	5		7	CC..0602..	MS2004A	
CD330101.0709125	DC07K-SCLCR-06	7		12	4	6		9			
CD330101.0810125	DC08K-SCLCR-06	8		15	5	7		10		MS2506A	ETF08
CD330101.1011125	DC10K-SCLCR-06-D11	10		16	6	9	13	11			
CD330101.1213150	DC12M-SCLCR-06-D13	12	150	20	6.5	11	10	13			
CD330101.1216150	DC12M-SCLCR-09	12		21	8			16	CC..09T3..	MS4011A	ETF15
CD330101.1416200	DC14R-SCLCR-09-D16	14	200	25	8	13					
CD330101.1618200	DC16R-SCLCR-09-D18	16		29	9	15	7	18			
CD330101.2025200	DC20R-SCLCR-09	20		37	13	19	5	25			
CD330101.2025250	DC20S-SCLCR-09	20	250								
CD330101.2530250	DC25S-SCLCR-09	25		43	15	24		30			
CD330101.2530300	DC25T-SCLCR-09		300								
CD330101.3238300	DC32T-SCLCR-12	32		48	20	31		38	CC..1204	MS5011A	ETF20
CD330101.3238400	DC32V-SCLCR-12		400								

CD3301-02 钨钢内径车刀
TUNGSTEN STEEL INNER DIAMETER TUENING TOOL



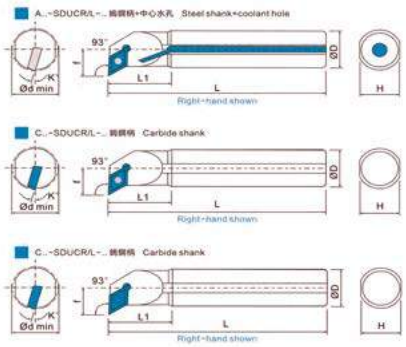

订货号 Order No.	型号 Model No.	D	L	L1	f	H	K	DMIN	刀片规格 Insert	螺丝 Screw	扳手 Wrench
CD330102.0810125	DC08K-SDUCR-07-D09	8	125	16	4.5	7	13	10	DC..0702..	MS2506A	ETF08
CD330102.1011125	DC10K-SDUCR-07-D11	10		18	5.5	9	13	11			
CD330102.1213150	DC12M-SDUCR-07-D13	12	150	20	6.5	11	10	13			
CD330102.1416200	DC14R-SDUCR-11-D16	14	200	23	8	13	8	16	DC..11T3	MS4009A	ETF15
CD330102.1618200	DC16R-SDUCR-11-D18	16		20	9	15	7	18			
CD330102.2025200	DC20R-SDUCR-11	20		37	13	19	5	25			
CD330102.2025250	DC20S-SDUCR-11		250								
CD330102.2532250	DC25S-SDUCR-11	25		43	16	24		32			
CD330102.2532300	DC25T-SDUCR-11		300								
CD330102.3240300	DC32T-SDUCR-11	32		48	20	31		40			
CD330102.3240400	DC32V-SDUCR-11		400								

备注：非标可定制。 Note: Non-standard customizable.

钨钢抗震车刀杆 EARTHQUAKE-RESISTANT TURNING TOOL BAR MADE OF TUNGSTEN STEEL

CD3301-03 钨钢内径车刀 TUNGSTEN STEEL INNER DIAMETER TURNING TOOL

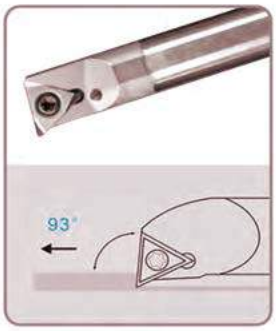

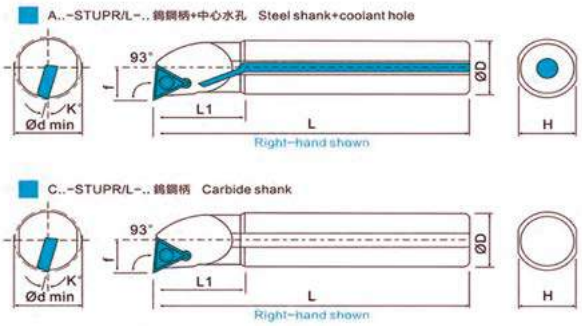

订货号 Order No.	型号 Model No.	D	L	L1	f	H	K	DMIN	刀片规格 Insert	螺丝 Screw	扳手 Wrench
CD330103.0607125	DC06K-STUBR-06-D07	6	125	12	3.5	5	13	7	TB..0602..	MS2004A	ETF06
CD330103.0809125	DC08K-STUPR-09-D09	8		15	4.5	7	10	9	TP..09T3..	MS2506A	ETF08
CD330103.1011125	DC10K-STUPR-09-D11	10		20	5.5	9	10	11			
CD330103.1213150	DC12M-STUPR-11-D13	12	150	22	6.5	11	10	13	TP..1103..	MS3008A	ETF08
CD330103.1416200	DC14R-STUPR-11-D16	14	200	25	8	13	8	16			
CD330103.1618200	DC16R-STUPR-11-D18	16		28	9	15	7	18			
CD330103.2025200	DC20R-STUPR-11	20		35	13	19		25			
CD330103.2025250	DC20S-STUPR-11		250								
CD330103.2530250	DC25S-STUPR-11	25		40	15	24	5	30			
CD330103.2530300	DC25T-STUPR-11		300								
CD330103.3230300	DC32T-STUPR-16	32		45					TP1604..	MS4011A	ETF15
CD330103.3238400	DC32V-STUPR-16		400		20	31		38			

CD3301-04 钨钢内径车刀 TUNGSTEN STEEL INNER DIAMETER TURNING TOOL

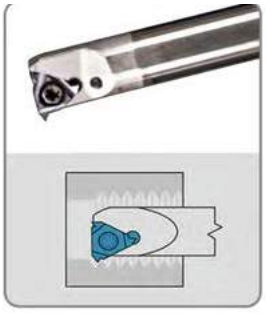

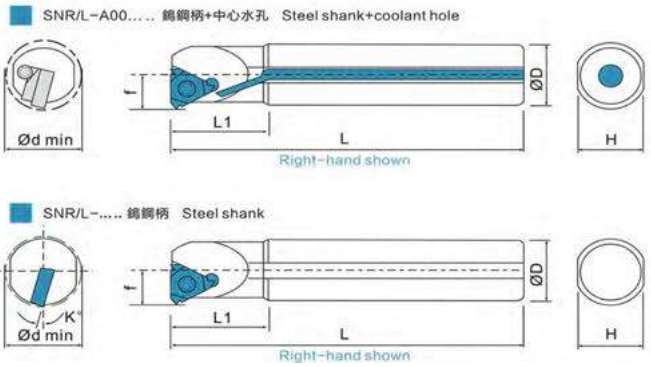

订货号 Order No.	型号 Model No.	D	L	L1	f	H	K	DMIN	刀片规格 Insert	螺丝 Screw	扳手 Wrench
CD330104.0508125	DC05K-SNR-06	5	125	12	3.5	4	20	8	06NR	MS2003A	ETF06
CD330104.0610125	DC06K-SNR-06	6		13	4.5	5		10			
CD330104.0710125	DC07K-SNR-06	7		14	5.5	6	15				
CD330104.0812125	DC08K-SNR-08	8		17		7		12	08NR	MS2507G	ETF08
CD330104.1014125	DC10K-SNR-11	10		19	6.5	9		14	11NR		
CD330104.1216150	DC12M-SNR-11	12	150	21	7.5	11		16			
CD330104.1416200	DC14R-SNR-16	14	200	27	9	13			16NR	MS3509A	ETF15
CD330104.1620200	DC16R-SNR-16	16		30	10	15		20			
CD330104.2024200	DC20R-SNR-16	20		33	12	19		24			
CD330104.2024250	DC20S-SNR-16		250							MS3512A	
CD330104.2530250	DC25S-SNR-16	25		38	15	24		30			
CD330104.2530300	DC25T-SNR-16		300								
CD330104.3238300	DC32T-SNR-16	32		45	18.5	31		38			
CD330104.3238400	DC32V-SNR-16		400								

备注：非标可定制。 Note: Non-standard customizable.

钨钢抗震车刀杆 EARTHQUAKE-RESISTANT TURNING TOOL BAR MADE OF TUNGSTEN STEEL

CD3302-01 可换式锁牙车刀头 REPLACEABLE LOCK TOOTH KNIFE HEAD



订货号 Order No.	型号 Model No.	刀片规格 Insert	螺丝 Clamping screw	扳手 Wrench	M (mm)	全长 Length L(mm)
CD330201.0808028	SIR08-09-08NR	08NR	M2.2X5	T6	M4	28
CD330201.1011032	SIR10-12-11NR	11NR	M2.5X6	T8	M5	32
CD330201.1211035	SIR12-15-11NR				M6	35
CD330201.1616045	SIR16-19-16NR	16NR	M3.5X10	T15	M8	45
CD330201.2016050	SIR20-24-16NR				M10	50
CD330201.2516060	SIR25-29-16NR				M12	60



订货号 Order No.	型号 Model No.	刀片规格 Insert	螺丝 Clamping screw	扳手 Wrench	M (mm)	全长 Length L(mm)
CD330201.1007033	C10-SDUCR-07-13	DC..0702..	M2.5X6	T8	M5	33
CD330201.1207036	C12-SDUCR-07-16		M2.5X6		M6	36
CD330201.1611042	C16-SDUCR-11-20	DC..11T3	M4X8	T15	M8	42
CD330201.2011047	C20-SDUCR-11-23				M10	47
CD330201.2511061	C25-SDUCR-11-32				M12	61



订货号 Order No.	型号 Model No.	刀片规格 Insert	螺丝 Clamping screw	扳手 Wrench	M (mm)	全长 Length L(mm)
CD330201.0809029	C08-STUCR-09-10	TC..0902..	M2.2X6	T6	M4	29
CD330201.1009032	C10-STUCR-09-12				M5	32
CD330201.1211036	C12-STUCR-11-14	TC..1102..	M2.5X6	T8	M6	36
CD330201.1611042	C16-STUCR-11-18				M8	42
CD330201.2011047	C20-STUCR-11-22				M10	47
CD330201.2511065	C25-STUCR-11-32				M12	65



订货号 Order No.	型号 Model No.	刀片规格 Insert	螺丝 Clamping screw	扳手 Wrench	M (mm)	全长 Length L(mm)
CD330201.0806030	C08-SCLCR-06-10	CC..0602..	M2.5X6	T8	M4	30
CD330201.1006031	C10-SCLCR-06-12				M5	31
CD330201.1206037	C12-SCLCR-06-14				M6	37
CD330201.1609043	C16-SCLCR-09-18	CC..09T3..	M4X8	T15	M8	43
CD330201.2009048	C20-SCLCR-09-22				M10	48
CD330201.2509060	C25-SCLCR-09-32				M12	60

高速、高效快速钻

HIGH SPEED MILLING CARBIDE CUTTER

高速、高效快速钻特点：

一、快速钻是传统麻花钻的升级换代产品，可应用于数控设备。
二、快速钻刀片分为硬质合金和高速钢两种材质，所安装的刀杆也是不同的，不能互换。
三、所有快速钻刀杆均有出水孔，推荐尽量使用高压高流量内冷却液，这样会大大的延长刀片的使用寿命，也更加有利于排屑。
四、所有刀片均为断屑槽设计，出来的铁屑均为小碎屑。
五、快速钻刀片具有自定心功能，双刃对称均匀受力，所以适合打深孔。长径比在5倍以内的，优先选用浅孔钻（U钻），刀具成本比较省。超出5倍径的建议使用舍弃式快速钻。
六、在冷却液压力够高，流量够大，排泄顺畅情况下，舍弃式快速钻可以一打到底，不需要回退排屑。

1.Spade drill,an upgraded replacement product of traditional twist drill,can be applied to CNC and a variety of conventional equipment,such as vertical drill,radial drill etc.
2.The material of spade drill inserts include carbide andHSS,which are mounted on different holder and can not be interchanged.
3.All spade drill holders have center water hole with recommendation of high-pressure and high-flow coolant,which will greatly extend insert life and accelerate chip evacuation.
4.All inserts and designed for chip breaker and the out of the filing are small debris.
5.Spade drill inserts with self-centering,double symmetric uniform stress are suitable for deep hole drilling.The length to diameter ratio within 5*D,we suggest preferred shallow hole drill (U drill)for saving tool cost.More than 5*D,we recommend spade drill.
6.Under enough coolant pressure and flow.and smooth chip evacuation,spade drill can be used for one shot drilling.



CD3401–01　3D舍弃式硬质合金快速钻　3×D FLANGED STRAIGHT FLUTE HOLDER



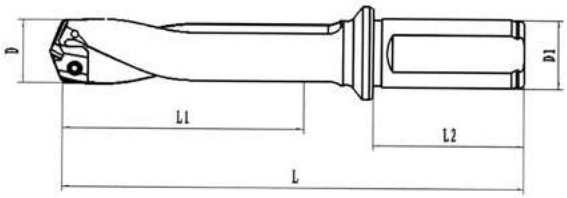

订货号 Order No.	型号 Model No.	L	L1	L2	D	D1	螺丝 Screw	扳手 Wrench
CD340101.1220036	SDT03–11.0–11.9–H–XP20	112	36	48	11.0–11.9	20	M1.8×4.5	T6
CD340101.1320039	SDT03–12.0–12.9–H–XP20	116	39	48	12.0–12.9	20	M2×5	T6
CD340101.1420042	SDT03–13.0–13.9–H–XP20	118	42	48	13.0–13.9	20	M2×5	T6
CD340101.1520045	SDT03–14.0–14.9–H–XP20	122	45	48	14.0–14.9	20	M2×5	T6
CD340101.1620048	SDT03–15.0–15.9–H–XP20	126	48	48	15.0–15.9	20	M2×5	T6
CD340101.1720051	SDT03–16.0–16.9–H–XP20	130	51	48	16.0–16.9	20	M2.5×6	T8
CD340101.1820054	SDT03–17.0–17.9–H–XP20	134	54	48	17.0–17.9	20	M2.5×7	T8
CD340101.2025057	SDT03–18.0–19.9–H–XP25	150	57	56	18.0–19.9	25	M3×7.5	T10
CD340101.2225066	SDT03–20.0–21.9–H–XP25	156	66	56	20.0–21.9	25	M3×7.5	T10
CD340101.2425072	SDT03–22.0–23.9–H–XP25	162	72	56	22.0–23.9	25	M3×9	T10
CD340101.2625078	SDT03–24.0–25.9–H–XP25	168	78	56	24.0–25.9	25	M3×9	T10
CD340101.2932087	SDT03–26.0–28.9–H–XP32	186	87	60	26.0–28.9	32	M4×10	T15
CD340101.3232096	SDT03–29.0–31.9–H–XP32	195	96	60	29.0–31.9	32	M4×10	T15
CD340101.3532105	SDT03–32.0–35.0–H–XP32	205	105	60	32.0–35.0	32	M4×10	T15

CD3401–02　5D舍弃式硬质合金快速钻　5 × D　FLANGED STRAIGHT FLUTE HOLDER



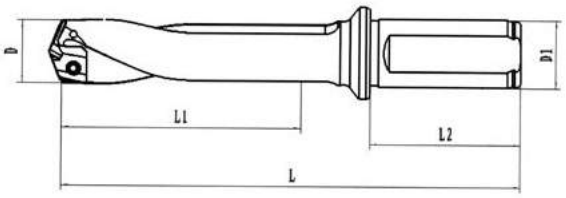

订货号 Order No.	型号 Model No.	L	L1	L2	D	D1	螺丝 Screw	扳手 Wrench
CD340102.1220060	SDT05–11.0–11.9–H–XP20	136	60	48	11.0–11.9	20	M1.8 × 4.5	T6
CD340102.1320065	SDT05–12.0–12.9–H–XP20	142	65	48	12.0–12.9	20	M2 × 5	T6
CD340102.1420070	SDT05–13.0–13.9–H–XP20	146	70	48	13.0–13.9	20	M2 × 5	T6
CD340102.1520075	SDT05–14.0–14.9–H–XP20	152	75	48	14.0–14.9	20	M2 × 5	T6
CD340102.1620080	SDT05–15.0–15.9–H–XP20	158	80	48	15.0–15.9	20	M2 × 5	T6
CD340102.1720085	SDT05–16.0–16.9–H–XP20	164	85	48	16.0–16.9	20	M2.5 × 6	T8
CD340102.1820090	SDT05–17.0–17.9–H–XP20	170	90	48	17.0–17.9	20	M2.5 × 7	T8
CD340102.2025100	SDT05–18.0–19.9–H–XP25	190	100	56	18.0–19.9	25	M3 × 7.5	T10
CD340102.2225110	SDT05–20.0–21.9–H–XP25	200	110	56	20.0–21.9	25	M3 × 7.5	T10
CD340102.2425120	SDT05–22.0–23.9–H–XP25	210	120	56	22.0–23.9	25	M3 × 9	T10
CD340102.2625130	SDT05–24.0–25.9–H–XP25	220	130	56	24.0–25.9	25	M3 × 9	T10
CD340102.2932145	SDT05–26.0–28.9–H–XP32	245	145	60	26.0–28.9	32	M4 × 10	T15
CD340102.3232160	SDT05–29.0–31.9–H–XP32	259	160	60	29.0–31.9	32	M4 × 10	T15
CD340102.3532175	SDT05–32.0–35.0–H–XP32	275	175	60	32.0–35.0	32	M4 × 10	T15

CD3301–03　7D舍弃式硬质合金快速钻　7 × D　FLANGED STRAIGHT FLUTE HOLDER



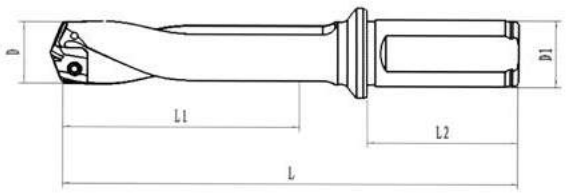

订货号 Order No.	型号 Model No.	L	L1	L2	D	D1	螺丝 Screw	扳手 Wrench
CD280101.1220084	SDT07–11.0–11.9–H–XP20	160	84	48	11.0–11.9	20	M1.8 × 4.5	T6
CD280101.1320091	SDT07–12.0–12.9–H–XP20	168	91	48	12.0–12.9	20	M2 × 5	T6
CD280101.1420098	SDT07–13.0–13.9–H–XP20	174	98	48	13.0–13.9	20	M2 × 5	T6
CD280101.1520105	SDT07–14.0–14.9–H–XP20	182	105	48	14.0–14.9	20	M2 × 5	T6
CD280101.1620112	SDT07–15.0–15.9–H–XP20	190	112	48	15.0–15.9	20	M2 × 5	T6
CD280101.1720119	SDT07–16.0–16.9–H–XP20	198	119	48	16.0–16.9	20	M2.5 × 6	T8
CD280101.1820126	SDT07–17.0–17.9–H–XP20	206	126	48	17.0–17.9	20	M2.5 × 7	T8
CD280101.2025140	SDT07–18.0–19.9–H–XP25	230	140	56	18.0–19.9	25	M3 × 7.5	T10
CD280101.2225154	SDT07–20.0–21.9–H–XP25	244	154	56	20.0–21.9	25	M3 × 7.5	T10
CD280101.2425168	SDT07–22.0–23.9–H–XP25	258	168	56	22.0–23.9	25	M3 × 9	T10
CD280101.2625182	SDT07–24.0–25.9–H–XP25	272	182	56	24.0–25.9	25	M3 × 9	T10
CD280101.2932203	SDT07–26.0–28.9–H–XP32	303	203	60	26.0–28.9	32	M4 × 10	T15
CD280101.3232224	SDT07–29.0–31.9–H–XP32	323	224	60	29.0–31.9	32	M4 × 10	T15
CD280101.3532245	SDT07–32.0–35.0–H–XP32	345	245	60	32.0–35.0	32	M4 × 10	T15

CD3402–01　3D舍弃式高速钢快速钻　3 × D MORSE SHANK SPADE DRILL



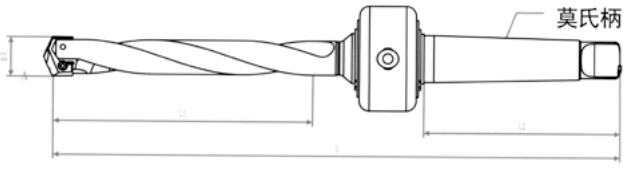

订货号 Order No.	型号 Model No.	L	L1	L2	D	莫氏柄 Morse shank	螺丝 Screw	扳手 Wrench
CD340201.1102036	SDS03–09.5–11.0–MT2	181	36	80	9.5–11.0	MT2	M2 × 5	T6
CD340201.1102042	SDS03–11.1–12.9–MT2	187	42	80	11.1–12.9	MT2	M2 × 5	T6
CD340201.1502048	SDS03–13.0–15.0–MT2	193	48	80	13.0–15.0	MT2	M2.5 × 6	T8
CD340201.1802055	SDS03–15.1–17.5–MT2	200	55	80	15.1–17.5	MT2	M2.5 × 6	T8
CD340201.2003061	SDS03–17.6–19.5–MT3	226	61	99	17.6–19.5	MT3	M3 × 8	T10
CD340201.2203067	SDS03–19.6–21.5–MT3	232	67	99	19.6–21.5	MT3	M3 × 8	T10
CD340201.2403076	SDS03–21.6–24.4–MT3	241	76	99	21.6–24.4	MT3	M3 × 8	T10
CD340201.2704082	SDS03–24.5–26.5–MT4	284	82	124	24.5–26.5	MT4	M3.5 × 10	T15
CD340201.2904088	SDS03–26.6–28.5–MT4	290	88	124	26.6–28.5	MT4	M3.5 × 10	T15
CD340201.3104094	SDS03–28.6–30.5–MT4	296	94	124	28.6–30.5	MT4	M3.5 × 10	T15
CD340201.3304100	SDS03–30.6–32.5–MT4	302	100	124	30.6–32.5	MT4	M3.5 × 10	T15
CD340201.3504107	SDS03–32.6–34.9–MT4	309	107	124	32.6–34.9	MT4	M3.5 × 10	T15
CD340201.3805116	SDS03–35.0–37.9–MT5	360	116	156	35.0–37.9	MT5	M3.5 × 10	T15
CD340201.4105125	SDS03–38.0–40.9–MT5	369	125	156	38.0–40.9	MT5	M3.5 × 10	T15
CD340201.4405134	SDS03–41.0–43.9–MT5	378	134	156	41.0–43.9	MT5	M3.5 × 10	T15
CD340201.4805146	SDS03–44.0–47.9–MT5	390	146	156	44.0–47.9	MT5	M3.5 × 10	T15
CD340201.5205158	SDS03–48.0–51.9–MT5	402	158	156	48.0–51.9	MT5	M5 × 15	T20
CD340201.5605170	SDS03–52.0–55.9–MT5	414	170	156	52.0–55.9	MT5	M5 × 15	T20
CD340201.6005182	SDS03–56.0–59.9–MT5	426	182	156	56.0–59.9	MT5	M5 × 15	T20
CD340201.6505198	SDS03–60.0–65.0–MT5	442	198	156	60.0–65.0	MT5	M5 × 15	T20

CD3402–02　5D舍弃式高速钢快速钻　5 × D MORSE SHANK SPADE DRILL



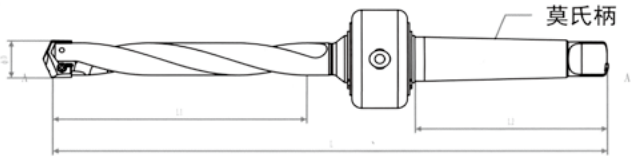

订货号 Order No.	型号 Model No.	L	L1	L2	D	莫氏柄 Morse shank	螺丝 Screw	扳手 rench
CD340202.1102058	SDS05–09.5–11.0–MT2	203	58	80	9.5–11.0	MT2	M2 × 5	T6
CD340202.1302068	SDS05–11.1–12.9–MT2	213	68	80	11.1–12.9	MT2	M2 × 5	T6
CD340202.1502078	SDS05–13.0–15.0–MT2	223	78	80	13.0–15.0	MT2	M2.5 × 6	T8
CD340202.1802090	SDS05–15.1–17.5–MT2	235	90	80	15.1–17.5	MT2	M2.5 × 6	T8
CD340202.2003100	SDS05–17.6–19.5–MT3	265	100	99	17.6–19.5	MT3	M3 × 8	T10
CD340202.2203110	SDS05–19.6–21.5–MT3	275	110	99	19.6–21.5	MT3	M3 × 8	T10
CD340202.2403125	SDS05–21.6–24.4–MT3	290	125	99	21.6–24.4	MT3	M3 × 8	T10
CD340202.2704135	SDS05–24.5–26.5–MT4	337	135	124	24.5–26.5	MT4	M3.5 × 10	T15
CD340202.2904145	SDS05–26.6–28.5–MT4	347	145	124	26.6–28.5	MT4	M3.5 × 10	ZT15
CD340202.3104155	SDS05–28.6–30.5–MT4	357	155	124	28.6–30.5	MT4	M3.5 × 10	T15
CD340202.3304165	SDS05–30.6–32.5–MT4	367	165	124	30.6–32.5	MT4	M3.5 × 10	T15
CD340202.3504178	SDS05–32.6–34.9–MT4	380	178	124	32.6–34.9	MT4	M3.5 × 10	T15
CD340202.3805192	SDS05–35.0–37.9–MT5	436	192	156	35.0–37.9	MT5	M3.5 × 10	T15
CD340202.4105208	SDS05–38.0–40.9–MT5	452	208	156	38.0–40.9	MT5	M3.5 × 10	T15
CD340202.4405222	SDS05–41.0–43.9–MT5	466	222	156	41.0–43.9	MT5	M3.5 × 10	T15
CD340202.4805242	SDS05–44.0–47.9–MT5	486	242	156	44.0–47.9	MT5	M3.5 × 10	T15
CD340202.5205262	SDS05–48.0–51.9–MT5	506	262	156	48.0–51.9	MT5	M5 × 15	T20
CD340202.5605282	SDS05–52.0–55.9–MT5	526	282	156	52.0–55.9	MT5	M5 × 15	T20
CD340202.6005302	SDS05–56.0–59.9–MT5	546	302	156	56.0–59.9	MT5	M5 × 15	T20
CD340202.6505328	SDS05–60.0–65.0–MT5	572	328	156	60.0–65.0	MT5	M5 × 15	T20

CD3402–03　7D舍弃式高速钢快速钻 7 × D MORSE SHANK SPADE DRILL



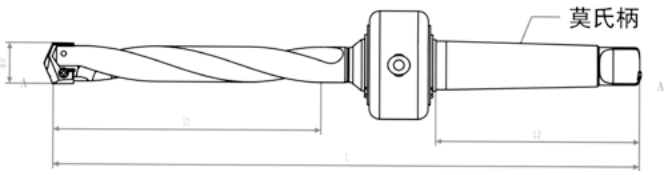

订货号 Order No.	型号 Model No.	L	L1	L2	D	莫氏柄 Morse shank	螺丝 Screw	扳手 rench
CD340203.1102080	SDS07–09.5–11.0–MT2	225	80	80	9.5–11.0	MT2	M2 × 5	T6
CD340203.1302093	SDS07–11.1–12.9–MT2	238	93	80	11.1–12.9	MT2	M2 × 5	T6
CD340203.1502108	SDS07–13.0–15.0–MT2	253	108	80	13.0–15.0	MT2	M2.5 × 6	T8
CD340203.1802125	SDS07–15.1–17.5–MT2	270	125	80	15.1–17.5	MT2	M2.5 × 6	T8
CD340203.2003139	SDS07–17.6–19.5–MT3	304	139	99	17.6–19.5	MT3	M3 × 8	T10
CD340203.2203153	SDS07–19.6–21.5–MT3	318	153	99	19.6–21.5	MT3	M3 × 8	T10
CD340203.2403173	SDS07–21.6–24.4–MT3	338	173	99	21.6–24.4	MT3	M3 × 8	T10
CD340203.2704188	SDS07–24.5–26.5–MT4	390	188	124	24.5–26.5	MT4	M3.5 × 10	T15
CD340203.2904202	SDS07–26.6–28.5–MT4	404	202	124	26.6–28.5	MT4	M3.5 × 10	T15
CD340203.3104216	SDS07–28.6–30.5–MT4	418	216	124	28.6–30.5	MT4	M3.5 × 10	T15
CD340203.3304230	SDS07–30.6–32.5–MT4	432	230	124	30.6–32.5	MT4	M3.5 × 10	T15
CD340203.3504247	SDS07–32.6–34.9–MT4	449	247	124	32.6–34.9	MT4	M3.5 × 10	T15
CD340203.3805268	SDS07–35.0–37.9–MT5	512	268	156	35.0–37.9	MT5	M3.5 × 10	T15
CD340203.4005289	SDS07–38.0–40.9–MT5	533	289	156	38.0–40.9	MT5	M3.5 × 10	T15
CD340203.4405310	SDS07–41.0–43.9–MT5	554	310	156	41.0–43.9	MT5	M3.5 × 10	T15
CD340203.4805338	SDS07–44.0–47.9–MT5	582	338	156	44.0–47.9	MT5	M3.5 × 10	T15
CD340203.5205366	SDS07–48.0–51.9–MT5	610	366	156	48.0–51.9	MT5	M5 × 15	T20
CD340203.5605394	SDS07–52.0–55.9–MT5	638	394	156	52.0–55.9	MT5	M5 × 15	T20
CD340203.6005422	SDS07–56.0–59.9–MT5	666	422	156	56.0–59.9	MT5	M5 × 15	T20
CD340203.6505458	SDS07–60.0–65.0–MT5	702	458	156	60.0–65.0	MT5	M5 × 15	T20

CD3403–01　3D舍弃式高速钢快速钻　3 × D FLANGED SHANK SPADE DRILL



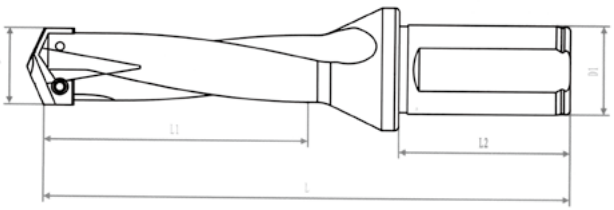

订货号Order No.	型号Model No.	L	L1	L2	D	D1	螺丝Screw	扳手 Wrench
CD340301.1120036	SDS03–09.5–11.0–XP20	106	36	48	9.5–11.0	20	M2 × 5	T6
CD340301.1320042	SDS03–11.1–12.9–XP20	112	42	48	11.1–12.9	20	M2 × 5	T6
CD340301.1520048	SDS03–13.0–15.0–XP20	118	48	48	13.0–15.0	20	M2.5 × 6	T8
CD340301.1820055	SDS03–15.1–17.5–XP20	125	55	48	15.1–17.5	20	M2.5 × 6	T8
CD340301.2025061	SDS03–17.6–19.5–XP25	140	61	56	17.6–19.5	25	M3 × 8	T10
CD340301.2225067	SDS03–19.6–21.5–XP25	146	67	56	19.6–21.5	25	M3 × 8	T10
CD340301.2425076	SDS03–21.6–24.4–XP25	155	76	56	21.6–24.4	25	M3 × 8	T10
CD340301.2732082	SDS03–24.5–26.5–XP32	170	82	60	24.5–26.5	32	M3.5 × 10	T15
CD340301.2932088	SDS03–26.6–28.5–XP32	176	88	60	26.6–28.5	32	M3.5 × 10	T15
CD340301.3132094	SDS03–28.6–30.5–XP32	182	94	60	28.6–30.5	32	M3.5 × 10	T15
CD340301.3332100	SDS03–30.6–32.5–XP32	188	100	60	30.6–32.5	32	M3.5 × 10	T15
CD340301.3532107	SDS03–32.6–34.9–XP32	195	107	60	32.6–34.9	32	M3.5 × 10	T15
CD340301.3832116	SDS03–35.0–37.9–XP32	206	116	60	35.0–37.9	32	M3.5 × 10	T15
CD340301.4132125	SDS03–38.0–40.9–XP32	215	125	60	38.0–40.9	32	M3.5 × 10	T15
CD340301.4440134	SDS03–41.0–43.9–XP40	232	134	65	41.0–43.9	40	M3.5 × 10	T15
CD340301.4840146	SDS03–44.0–47.9–XP40	244	146	65	44.0–47.9	40	M3.5 × 10	T15
CD340301.5240158	SDS03–48.0–51.9–XP40	256	158	65	48.0–51.9	40	M5 × 15	T20
CD340301.5640170	SDS03–52.0–55.9–XP40	268	170	65	52.0–55.9	40	M5 × 15	T20
CD340301.6040182	SDS03–56.0–59.9–XP40	280	182	65	56.0–59.9	40	M5 × 15	T20
CD340301.6540198	SDS03–60.0–65.0–XP40	296	198	65	60.0–65.0	40	M5 × 15	T20

CD3403–02　5D舍弃式高速钢快速钻　5 × D FLANGED SHANK SPADE DRILL



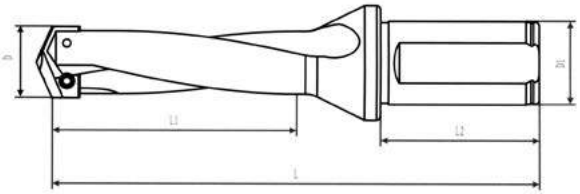

订货号Order No.	型号Model No.	L	L1	L2	D	D1	螺丝Screw	扳手rench
CD340302.1120058	SDS05–09.5–11.0–XP20	128	58	48	9.5–11.0	20	M2 × 5	T6
CD340302.1320068	SDS05–11.1–12.9–XP20	138	68	48	11.1–12.9	20	M2 × 5	T6
CD340302.1520078	SDS05–13.0–15.0–XP20	148	78	48	13.0–15.0	20	M2.5 × 6	T8
CD340302.1820090	SDS05–15.1–17.5–XP20	160	90	48	15.1–17.5	20	M2.5 × 6	T8
CD340302.2025100	SDS05–17.6–19.5–XP25	179	100	56	17.6–19.5	25	M3 × 8	T10
CD340302.2225110	SDS05–19.6–21.5–XP25	189	110	56	19.6–21.5	25	M3 × 8	T10
CD340302.2425125	SDS05–21.6–24.4–XP25	204	125	56	21.6–24.4	25	M3 × 8	T10
CD340302.2732135	SDS05–24.5–26.5–XP32	223	135	60	24.5–26.5	32	M3.5 × 10	T15
CD340302.2932145	SDS05–26.6–28.5–XP32	233	145	60	26.6–28.5	32	M3.5 × 10	T15
CD340302.3132155	SDS05–28.6–30.5–XP32	243	155	60	28.6–30.5	32	M3.5 × 10	T15
CD340302.3332165	SDS05–30.6–32.5–XP32	253	165	60	30.6–32.5	32	M3.5 × 10	T15
CD340302.3532178	SDS05–32.6–34.9–XP32	266	178	60	32.6–34.9	32	M3.5 × 10	T15
CD340302.3832192	SDS05–35.0–37.9–XP32	282	192	60	35.0–37.9	32	M3.5 × 10	T15
CD340302.4132208	SDS05–38.0–40.9–XP32	298	208	60	38.0–40.9	32	M3.5 × 10	T15
CD340302.4440222	SDS05–41.0–43.9–XP40	320	222	65	41.0–43.9	40	M3.5 × 10	T15
CD340302.4840242	SDS05–44.0–47.9–XP40	332	242	65	44.0–47.9	40	M3.5 × 10	T15
CD340302.5240262	SDS05–48.0–51.9–XP40	352	262	65	48.0–51.9	40	M5 × 15	T20
CD340302.5640282	SDS05–52.0–55.9–XP40	372	282	65	52.0–55.9	40	M5 × 15	T20
CD340302.6040302	SDS05–56.0–59.9–XP40	392	302	65	56.0–59.9	40	M5 × 15	T20
CD340302.6540328	SDS05–60.0–65.0–XP40	328	328	65	60.0–65.0	40	M5 × 15	T20

CD3403–03　7D舍弃式高速钢快速钻　7 × D FLANGED SHANK SPADE DRILL



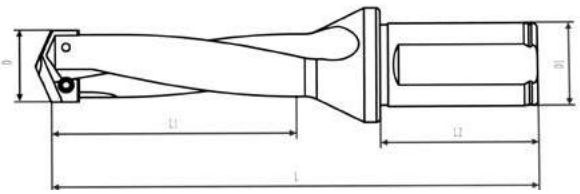

订货号 Order No.	型号 Model No.	L	L1	L2	D	D1	螺丝Screw	扳手 Wrench
CD340303.1120080	SDS07–09.5–11.0–XP20	150	80	48	9.5–11.0	20	M2 × 5	T6
CD340303.1320093	SDS07–11.1–12.9–XP20	163	93	48	11.1–12.9	20	M2 × 5	T6
CD340303.1520108	SDS07–13.0–15.0–XP20	178	108	48	13.0–15.0	20	M2.5 × 6	T8
CD340303.1820125	SDS07–15.1–17.5–XP20	195	125	48	15.1–17.5	20	M2.5 × 6	T8
CD340303.2025139	SDS07–17.6–19.5–XP25	218	139	56	17.6–19.5	25	M3 × 8	T10
CD340303.2225153	SDS07–19.6–21.5–XP25	232	153	56	19.6–21.5	25	M3 × 8	T10
CD340303.2425173	SDS07–21.6–24.4–XP25	252	173	56	21.6–24.4	25	M3 × 8	T10
CD340303.2732188	SDS07–24.5–26.5–XP32	276	188	60	24.5–26.5	32	M3.5 × 10	T15
CD340303.2932202	SDS07–26.6–28.5–XP32	290	202	60	26.6–28.5	32	M3.5 × 10	T15
CD340303.3132216	SDS07–28.6–30.5–XP32	304	216	60	28.6–30.5	32	M3.5 × 10	T15
CD340303.3332230	SDS07–30.6–32.5–XP32	318	230	60	30.6–32.5	32	M3.5 × 10	T15
CD340303.3532247	SDS07–32.6–34.9–XP32	335	247	60	32.6–34.9	32	M3.5 × 10	T15
CD340303.3832268	SDS07–35.0–37.9–XP32	358	268	60	35.0–37.9	32	M3.5 × 10	T15
CD340303.4132289	SDS07–38.0–40.9–XP32	379	289	60	38.0–40.9	32	M3.5 × 10	T15
CD340303.4440310	SDS07–41.0–43.9–XP40	408	310	65	41.0–43.9	40	M3.5 × 10	T15
CD340303.4840338	SDS07–44.0–47.9–XP40	436	338	65	44.0–47.9	40	M3.5 × 10	T15
CD340303.5240366	SDS07–48.0–51.9–XP40	364	366	65	48.0–51.9	40	M5 × 15	T20
CD340303.5640394	SDS07–52.0–55.9–XP40	492	394	65	52.0–55.9	40	M5 × 15	T20
CD340303.6040422	SDS07–56.0–59.9–XP40	520	422	65	56.0–59.9	40	M5 × 15	T20
CD340303.6540458	SDS07–60.0–65.0–XP40	556	458	65	60.0–65.0	40	M5 × 15	T20

CD3404–01 硬质合金刀片规格 CARBIDE INSERT



11.00–G12–A	11.50–G12–A	12.00–G12–A	12.50–G12–A	13.00–G12–A	13.50–G12–A	14.00–G12–A	14.50–G12–A	15.00–G12–A
15.50–G12–A	16.00–G12–A	16.50–G12–A	17.00–G12–A	17.50–G12–A	18.00–G12–A	18.50–G12–A	19.00–G12–A	19.50–G12–A
20.00–G12–A	20.50–G12–A	21.00–G12–A	21.50–G12–A	22.00–G12–A	22.50–G12–A	23.00–G12–A	23.50–G12–A	24.00–G12–A
24.50–G12–A	25.00–G12–A	25.50–G12–A	26.00–G12–A	26.50–G12–A	27.00–G12–A	27.50–G12–A	28.00–G12–A	28.50–G12–A
29.00–G12–A	29.50–G12–A	30.00–G12–A	30.50–G12–A	31.00–G12–A	31.50–G12–A	32.00–G12–A	32.50–G12–A	33.00–G12–A
33.50–G12–A	34.00–G12–A	34.50–G12–A	35.00–G12–A					

CD3404–02 高速钢刀片规格 HSS INSERT



9.00–M42–A	9.50–M42–A	10.00–M42–A	10.50–M42–A	11.00–M42–A	11.50–M42–A	12.00–M42–A	12.50–M42–A	13.00–M42–A
13.50–M42–A	14.00–M42–A	14.50–M42–A	15.00–M42–A	15.50–M42–A	16.00–M42–A	16.50–M42–A	17.00–M42–A	17.50–M42–A
18.00–M42–A	18.50–M42–A	19.00–M42–A	19.50–M42–A	20.00–M42–A	20.50–M42–A	21.00–M42–A	21.50–M42–A	22.00–M42–A
22.50–M42–A	23.00–M42–A	23.50–M42–A	24.00–M42–A	24.50–M42–A	25.00–M42–A	25.50–M42–A	26.00–M42–A	26.50–M42–A
27.00–M42–A	27.50–M42–A	28.00–M42–A	28.50–M42–A	29.00–M42–A	29.50–M42–A	30.00–M42–A	30.50–M42–A	31.00–M42–A
31.50–M42–A	32.00–M42–A	32.50–M42–A	33.00–M42–A	33.50–M42–A	34.00–M42–A	34.50–M42–A	35.00–M42–A	35.50–M42–A
36.00–M42–A	36.50–M42–A	37.00–M42–A	37.50–M42–A	38.00–M42–A	38.50–M42–A	39.00–M42–A	39.50–M42–A	40.00–M42–A
40.50–M42–A	41.00–M42–A	41.50–M42–A	42.00–M42–A	42.50–M42–A	43.00–M42–A	43.50–M42–A	44.00–M42–A	44.50–M42–A
45.00–M42–A	45.50–M42–A	46.00–M42–A	46.50–M42–A	47.00–M42–A	47.50–M42–A	48.00–M42–A	48.50–M42–A	49.00–M42–A
49.50–M42–A	50.00–M42–A	50.50–M42–A	51.00–M42–A	51.50–M42–A	52.00–M42–A	52.50–M42–A	53.00–M42–A	53.50–M42–A
54.00–M42–A	54.50–M42–A	55.00–M42–A	55.50–M42–A	56.00–M42–A	56.50–M42–A	57.00–M42–A	57.50–M42–A	58.00–M42–A
58.50–M42–A	59.00–M42–A	59.50–M42–A	60.00–M42–A	60.50–M42–A	61.00–M42–A	61.50–M42–A	62.00–M42–A	62.50–M42–A
63.00–M42–A	63.50–M42–A	64.00–M42–A	64.50–M42–A	65.00–M42–A				

◆可转位快速钻的计算参数 Calculated parameters

钻头钻速 Drill speed

$$n = \frac{Vc \times 1000}{\pi \times Dm}$$

Vc(m/min):线速度
Dm(mm):钻头直径
n（rev/min):转速

实例
刀片线速度120m/min,钻头直径为 ϕ20mm,其钻头转速： $n = \frac{120 \times 1000}{3.14 \times 20} = 1900$ rev/min

进给速度 Feed speed

$$V_f = f_z \times n$$

V_f(mm/min):进给速度
f_z (mm/rev):每齿进给量
n(rev/min):主轴转速

实例
主轴转速度1900rev/min,每转进给量为0.1mm/rev,其进给速度： $V_f = fz \times n = 1900 \quad 0.1 = 190$mm/min

孔加工时间 Machining time

$$T_c = \frac{l_m}{V_f} \times 60$$

T_c(s):加工时间
l_m(mm):钻孔深

实例
钻一个直径为 ϕ20mm,深为40mm的孔，进给速度为190mm/min： $T_c = \frac{H}{Vf} \times 60 = \frac{40}{190} \times 60 = 13s$

◆加工功率要求 Processing power requirements

The following chart for drilling processing required for cutting force
U – drill bit is suitable for high rigidity high power machine

- 以下图表为钻削加工所需切削力
- U-Drill钻头适用于高刚性高功率机床

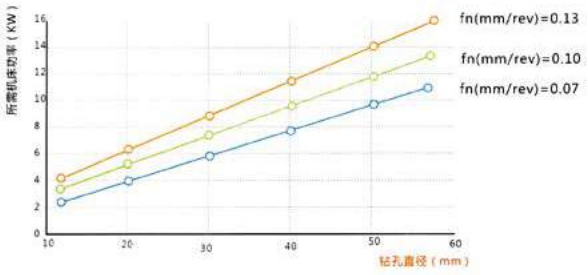

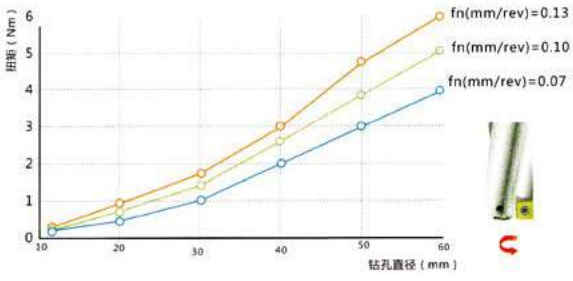

CD3405–01 可转位式WC刀片 2倍快速钻
2xD INDEXABLE RAPID DRILLING TOOLS



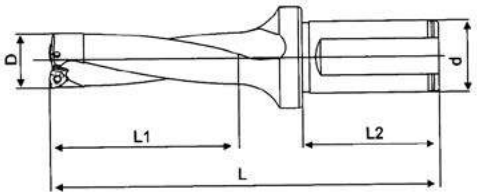

订货号Order No.	型号Model No.	L1	L2	L	D	d	适用刀片 Applicable to insert	螺丝 Screw	扳手 Wrench
CD340501.1425033	ZD02–14.0–XP25–WC03–02	33	56	106	14	25	WCMT030208	M2.5X6.5	T8
CD340501.1525035	ZD02–15.0–XP25–WC03–02	35	56	108	15				
CD340501.1625037	ZD02–16.0–XP25–WC03–02	37	56	110	16				
CD340501.1725039	ZD02–17.0–XP25–WC03–02	39	56	112	17				
CD340501.1825041	ZD02–18.0–XP25–WC03–02	41	56	114	18				
CD340501.1925043	ZD02–19.0–XP25–WC03–02	43	56	116	19				
CD340501.2025045	ZD02–20.0–XP25–WC03–02	45	56	119	20				
CD340501.2125047	ZD02–21.0–XP25–WC04–02	47	56	121	21		WCMT040208		
CD340501.2225049	ZD02–22.0–XP25–WC04–02	49	56	123	22				
CD340501.2325051	ZD02–23.0–XP25–WC04–02	51	56	125	23				
CD340501.2425053	ZD02–24.0–XP25–WC04–02	53	56	127	24				
CD340501.2532055	ZD02–25.0–XP32–WC05–02	55	60	141	25	32	WCMT050308	M3X7	T15
CD340501.2632057	ZD02–26.0–XP32–WC05–02	57	60	143	26				
CD340501.2732059	ZD02–27.0–XP32–WC05–02	59	60	145	27				
CD340501.2832061	ZD02–28.0–XP32–WC05–02	61	60	147	28				
CD340501.2932063	ZD02–29.0–XP32–WC05–02	63	60	149	29				
CD340501.3032065	ZD02–30.0–XP32–WC05–02	65	60	151	30				
CD340501.3132067	ZD02–31.0–XP32–WC05–02	67	60	153	31				
CD340501.3232069	ZD02–32.0–XP32–WC06–02	69	60	155	32		WCMT060208	M3.5X8	
CD340501.3332071	ZD02–33.0–XP32–WC06–02	71	60	157	33				
CD340501.3432073	ZD02–34.0–XP32–WC6–02	73	60	159	34				
CD340501.3532075	ZD02–35.0–XP32–WC6–02	75	60	161	35				
CD340501.3632077	ZD02–36.0–XP32–WC6–02	77	60	163	36				
CD340501.3632079	ZD02–37.0–XP32–WC6–02	79	60	165	37				
CD340501.3832081	ZD02–38.0–XP32–WC6–02	81	60	167	38				
CD340501.3932083	ZD02–39.0–XP32–WC6–02	83	60	169	39				
CD340501.4032085	ZD02–40.0–XP32–WC6–02	85	60	171	40				
CD340501.4132087	ZD02–41.0–XP32–WC6–02	87	60	173	41				
CD340501.4232089	ZD02–42.0–XP32–WC6–02	89	60	175	42				
CD340501.4340091	ZD02–43.0–XP40–WC08–02	91	65	186	43	40	WCT080412	M4X10	T8
CD340501.4440093	ZD02–44.0–XP40–WC08–02	93	65	188	44				
CD340501.4540095	ZD02–45.0–XP40–WC08–02	95	65	190	45				
CD340501.4640097	ZD02–46.0–XP40–WC08–02	97	65	192	46				
CD340501.4740099	ZD02–47.0–XP40–WC08–02	99	65	194	47				
CD340501.4840101	ZD02–48.0–XP40–WC08–04	101	65	196	48				
CD340501.4940103	ZD02–49.0–XP40–WC08–04	103	65	198	49				
CD340501.5040105	ZD02–50.0–XP40–WC08–04	105	65	200	50				
CD340501.5140107	ZD02–51.0–XP40–WC08–04	107	65	202	51				
CD340501.5240109	ZD02–52.0–XP40–WC08–04	109	65	204	52				
CD340501.5340111	ZD02–53.0–XP40–WC08–04	111	65	206	53				
CD340501.5440113	ZD02–54.0–XP40–WC08–04	113	65	208	54				
CD340501.5540115	ZD02–55.0–XP40–WC08–04	115	65	210	55				
CD340501.5640117	ZD02–56.0–XP40–WC08–04	117	65	212	56				
CD340501.5740119	ZD02–57.0–XP40–WC08–04	119	65	214	57				
CD340501.5840121	ZD02–58.0–XP40–WC06–04	121	65	216	58		WCMT06T308	M3.5X8	T15
CD340501.5940123	ZD02–59.0–XP40–WC06–04	123	65	218	59				
CD340501.6040125	ZD02–60.0–XP40–WC16–02	125	65	220	60				
CD340501.6140127	ZD02–61.0–XP40–WC16–02	127	65	222	61				
CD340501.6240129	ZD02–62.0–XP40–WC16–02	129	65	224	62				
CD340501.6340131	ZD02–63.0–XP40–WC16–02	131	65	226	63				
CD340501.6440133	ZD02–64.0–XP40–WC16–02	133	65	228	64				
CD340501.6540135	ZD02–65.0–XP40–WC16–02	135	65	230	65				

CD3405–02 可转位式WC刀片 3倍快速钻
3xD INDEXABLE RAPID DRILLING TOOLS



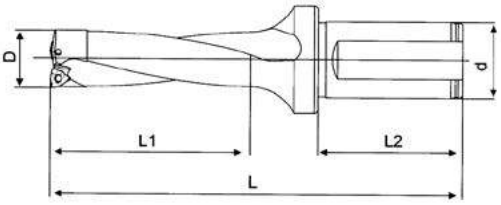

订货号 Order No.	型号 Model No.	L1	L2	L	D	d	适用刀片 Applicable insert	螺丝 Screw	扳手 Wrench
CD340502.1425047	ZD03–14.0–XP25–WC03–02	47	56	120	14	25	WCMT030208	M2.5 × 6.5	T8
CD340502.1525049	ZD03–14.5–XP25–WC03–02	48.5	56	122	14.5				
CD340502.1525050	ZD03–15.0–XP25–WC03–02	50	56	123	15				
CD340502.1625052	ZD03–15.5–XP25–WC03–02	51.5	56	124	15.5				
CD340502.1625053	ZD03–16.0–XP25–WC03–02	53	56	126	16				
CD340502.1725055	ZD03–16.5–XP25–WC03–02	54.5	56	127	16.5				
CD340502.1725056	ZD03–17.0–XP25–WC03–02	56	56	129	17				
CD340502.1825058	ZD03–17.5–XP25–WC03–02	57.5	56	130	17.5				
CD340502.1825059	ZD03–18.0–XP25–WC03–02	59	56	132	18				
CD340502.1925061	ZD03–18.5–XP25–WC03–02	60.5	56	133	18.5				
CD340502.1925062	ZD03–19.0–XP25–WC03–02	62	56	135	19				
CD340502.2025064	ZD03–19.5–XP25–WC03–02	63.5	56	136	19.5				
CD340502.2025065	ZD03–20.0–XP25–WC03–02	65	56	139	20				
CD340502.2125067	ZD03–20.5–XP25–WC03–02	66.5	56	140	20.5				
CD340502.2125068	ZD03–21.0–XP25–WC04–02	68	56	142	21		WCMT0–040208		
CD340502.2225070	ZD03–21.5–XP25–WC04–02	69.5	56	143	21.5				
CD340502.2225071	ZD03–22.0–XP25–WC04–02	71	56	145	22				
CD340502.2325073	ZD03–22.5–XP25–WC04–02	72.5	56	148	22.5				
CD340502.2325074	ZD03–23.0–XP25–WC04–02	74	56	148	23				
CD340502.2425076	ZD03–23.5–XP25–WC04–02	75.5	56	149	23.5				
CD340502.2425077	ZD03–24.0–XP25–WC04–02	77	56	151	24				
CD340502.2525079	ZD03–24.5–XP25–WC04–02	78.5	56	152	24.5				
CD340502.3232080	ZD03–25–XP32–WC05–02	80	60	166	25	32	WCMT050308	M3 × 7	T8
CD340502.2632082	ZD03–25.5–XP32–WC05–02	81.5	60	167	25.5				
CD340502.2632083	ZD03–26–XP32–WC05–02	83	60	169	26				
CD340502.2732085	ZD03–26.5–XP32–WC05–02	84.5	60	170	26.5				
CD340502.2732086	ZD03–27–XP32–WC05–02	86	60	172	27				
CD340502.2832088	ZD03–27.5–XP32–WC05–02	87.5	60	173	27.5				
CD340502.2832089	ZD03–28–XP32–WC05–02	89	60	175	28				
CD340502.2932091	ZD03–28.5–XP32–WC05–02	90.5	60	176	28.5				
CD340502.2932092	ZD03–29–XP32–WC05–02	92	60	178	29				
CD340502.3032094	ZD03–29.5–XP32–WC05–02	93.5	60	179	29.5				
CD340502.3032095	ZD03–30–XP32–WC05–02	95	60	181	30				
CD340502.3132097	ZD03–30.5–XP32–WC05–02	96.5	60	182	30.5				
CD340502.3132098	ZD03–31–XP32–WC05–02	98	60	184	31				
CD340502.3232100	ZD03–31.5–XP32–WC05–02	99.5	60	185	31.5				

CD3405–03 可转位式WC刀片 4倍快速钻
4xD INDEXABLE RAPID DRILLING TOOLS



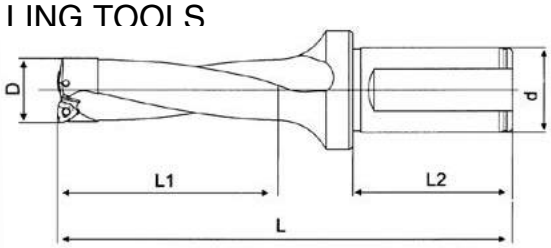

订货号 Order No.	型号 Model No.	L1	L2	L	D	d	适用刀片 Applicable insert	螺丝 Screw	扳手 Wrench
CD340503.1425061	ZD04–14.0–XP25–WC03–02	61	56	134	14	25	WCMT030208	M2.5 × 6.5	T8
CD340503.1525063	ZD04–14.5–XP25–WC03–02	63	56	136	14.5				
CD340503.1525065	ZD04–15.0–XP25–WC03–02	65	56	138	15				
CD340503.1625067	ZD04–15.5–XP25–WC03–02	67	56	140	15.5				
CD340503.1625069	ZD04–16.0–XP25–WC03–02	69	56	142	16				
CD340503.1725071	ZD04–16.5–XP25–WC03–02	71	56	144	16.5				
CD340503.1725073	ZD04–17.0–XP25–WC03–02	73	56	146	17				
CD340503.1825075	ZD04–17.5–XP25–WC03–02	75	56	148	17.5				
CD340503.1825077	ZD04–18.0–XP25–WC03–02	77	56	150	18				
CD340503.1825079	ZD04–18.5–XP25–WC03–02	79	56	152	18.5				
CD340503.1925081	ZD04–19.0–XP25–WC03–02	81	56	154	19				
CD340503.2025083	ZD04–19.5–XP25–WC03–02	83	56	155	19.5				
CD340503.2025085	ZD04–20.0–XP25–WC03–02	85	56	159	20				
CD340503.2125087	ZD04–20.5–XP25–WC03–02	87	56	161	20.5				
CD340503.2125089	ZD04–21.0–XP25–WC04–02	89	56	163	21		WCMT0–040208		
CD340503.2225091	ZD04–21.5–XP25–WC04–02	91	56	165	21.5				
CD340503.2225093	ZD04–22.0–XP25–WC04–02	93	56	167	22				
CD340503.2325095	ZD04–22.5–XP25–WC04–02	95	56	169	22.5				
CD340503.2325097	ZD04–23.0–XP25–WC04–02	97	56	171	23				
CD340503.2425099	ZD04–23.5–XP25–WC04–02	99	56	173	23.5				
CD340503.2425101	ZD04–24.0–XP25–WC04–02	101	56	175	24				
CD340503.2525103	ZD04–24.5–XP25–WC04–02	103	56	177	24.5				
CD340503.2532105	ZD04–25–XP32–WC05–02	105	60	191	25	32	WCMT050308	M3 × 7	T8
CD340503.2632107	ZD04–25.5–XP32–WC05–02	107	60	193	25.5				
CD340503.2632109	ZD04–26–XP32–WC05–02	109	60	195	26				
CD340503.2732111	ZD04–26.5–XP32–WC05–02	111	60	197	26.5				
CD340503.2732113	ZD04–27–XP32–WC05–02	113	60	199	27				
CD340503.2832115	ZD04–27.5–XP32–WC05–02	115	60	201	27.5				
CD340503.2832117	ZD04–28–XP32–WC05–02	117	60	203	28				
CD340503.2932119	ZD04–28.5–XP32–WC05–02	119	60	205	28.5				
CD340503.2932121	ZD04–29–XP32–WC05–02	121	60	207	29				
CD340503.3032123	ZD04–29.5–XP32–WC05–02	123	60	209	29.5				
CD340503.3032125	ZD04–30–XP32–WC05–02	125	60	211	30				
CD340503.3132127	ZD04–30.5–XP32–WC05–02	127	60	213	30.5				
CD340503.3132129	ZD04–31–XP32–WC05–02	129	60	215	31				
CD340503.3232131	ZD04–31.5–XP32–WC05–02	131	60	217	31.5				

CD3405–04 可转位式WC刀片 5倍快速钻
5xD INDEXABLE RAPID DRILLING TOOLS



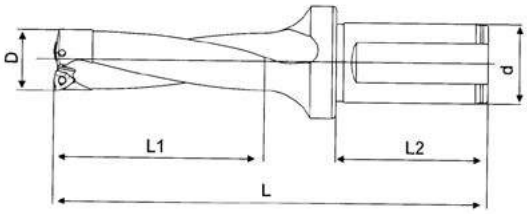

订货号 Order No.	型号 Model No.	L1	L2	L	D	d	适用刀片 Applicable insert	螺丝 Screw	扳手 Wrench
CD340504.1425075	ZD05–14.0–XP25–WC03–02	75	56	148	14	25	WCMT0302083	M2.5 × 6.5	T8
CD340504.1525078	ZD05–14.5–XP25–WC03–02	77.5	56	150	14.5				
CD340504.1525080	ZD05–15.0–XP25–WC03–02	80	56	153	15				
CD340504.1625083	ZD05–15.5–XP25–WC03–02	82.5	56	155	15.5				
CD340504.1625085	ZD05–16.0–XP25–WC03–02	85	56	158	16				
CD340504.1725088	ZD05–16.5–XP25–WC03–02	87.5	56	160	16.5				
CD340504.1725090	ZD05–17.0–XP25–WC03–02	90	56	163	17				
CD340504.1825093	ZD05–17.5–XP25–WC03–02	92.5	56	165	17.5				
CD340504.1825095	ZD05–18.0–XP25–WC03–02	95	56	168	18				
CD340504.1925098	ZD05–18.5–XP25–WC03–02	97.5	56	170	18.5				
CD340504.1925100	ZD05–19.0–XP25–WC03–02	100	56	173	19				
CD340504.2025103	ZD05–19.5–XP25–WC03–02	102.5	56	174	19.5				
CD340504.2025105	ZD05–20.0–XP25–WC03–02	105	56	179	20				
CD340504.2125108	ZD05–20.5–XP25–WC03–02	107.5	56	181	20.5				
CD340504.2125110	ZD05–21.0–XP25–WC04–02	110	56	184	21		WCMT0–040208		
CD340504.2225113	ZD05–21.5–XP25–WC04–02	112.5	56	186	21.5				
CD340504.2225115	ZD05–22.0–XP25–WC04–02	115	56	189	22				
CD340504.2325118	ZD05–22.5–XP25–WC04–02	117.5	56	193	22.5				
CD340504.2325120	ZD05–23.0–XP25–WC04–02	120	56	194	23				
CD340504.2425123	ZD05–23.5–XP25–WC04–02	122.5	56	196	23.5				
CD340504.2425125	ZD05–24.0–XP25–WC04–02	125	56	199	24				
CD340504.2525128	ZD05–24.5–XP25–WC04–02	127.5	56	201	24.5				
CD340504.2532130	ZD05–25–XP32–WC05–02	130	60	216	25	32	WCMT050308	M3 × 7	T8
CD340504.2632133	ZD05–25.5–XP32–WC05–02	132.5	60	218	25.5				
CD340504.2632135	ZD05–26–XP32–WC05–02	135	60	221	26				
CD340504.2732138	ZD05–26.5–XP32–WC05–02	137.5	60	223	26.5				
CD340504.2732140	ZD05–27–XP32–WC05–02	140	60	226	27				
CD340504.2832143	ZD05–27.5–XP32–WC05–02	142.5	60	228	27.5				
CD340504.2832145	ZD05–28–XP32–WC05–02	145	60	231	28				
CD340504.2932148	ZD05–28.5–XP32–WC05–02	147.5	60	233	28.5				
CD340504.2932150	ZD05–29–XP32–WC05–02	150	60	236	29				
CD340504.3032153	ZD05–29.5–XP32–WC05–02	152.5	60	238	29.5				
CD340504.3032155	ZD05–30–XP32–WC05–02	155	60	241	30				
CD340504.3132158	ZD05–30.5–XP32–WC05–02	157.5	60	243	30.5				
CD340504.3132160	ZD05–31–XP32–WC05–02	160	60	246	31				
CD340504.3232163	ZD05–31.5–XP32–WC05–02	162.5	60	248	31.5				

CD3405–04 可转位式WC刀片 5倍快速钻
5xD INDEXABLE RAPID DRILLING TOOLS

订货号 Order No.	型号 Model No.	L1	L2	L	D	d	适用刀片 Applicable insert	螺丝 Screw	扳手 Wrench
CD340504.3232165	ZD05–32–XP32–WC06–02	165	60	251	32	32	WCMT06T308	M3.5×8	T15
CD340504.3332168	ZD05–32.5–XP32–WC06–02	167.5	60	253	32.5				
CD340504.3332170	ZD05–33–XP32–WC06–02	170	60	256	33				
CD340504.3432173	ZD05–33.5–XP32–WC06–02	172.5	60	258	33.5				
CD340504.3432175	ZD05–34–XP32–WC06–02	175	60	261	34				
CD340504.3532178	ZD05–34.5–XP32–WC06–02	177.5	60	263	34.5				
CD340504.3532180	ZD05–35–XP32–WC06–02	180	60	266	35				
CD340504.3632183	ZD05–35.5–XP32–WC06–02	182.5	60	268	35.5				
CD340504.3632185	ZD05–36–XP32–WC06–02	185	60	271	36				
CD340504.3732188	ZD05–36.5–XP32–WC06–02	187.5	60	273	36.5				
CD340504.3732190	ZD05–37–XP32–WC06–02	190	60	276	37				
CD340504.3832193	ZD05–37.5–XP32–WC06–02	192.5	60	278	37.5				
CD340504.3832195	ZD05–38–XP32–WC06–02	195	60	281	38				
CD340504.3932198	ZD05–38.5–XP32–WC06–02	197.5	60	283	38.5				
CD340504.3932200	ZD05–39–XP32–WC06–02	200	60	284	39				
CD340504.4032203	ZD05–39.5–XP32–WC06–02	202.5	60	288	39.5				
CD340504.4032205	ZD05–40–XP32–WC06–02	205	60	291	40				
CD340504.4132210	ZD05–41–XP32–WC06–02	210	60	296	41				
CD340504.4232215	ZD05–42–XP32–WC06–02	215	60	301	42				
CD340504.4340220	ZD05–43–XP40–WC08–02	220	65	315	43	40	WCMT080412	M4×10	
CD340504.4440225	ZD05–44–XP40–WC08–02	225	65	320	44				
CD340504.4540230	ZD05–45–XP40–WC08–02	230	65	325	45				
CD340504.4640235	ZD05–46–XP40–WC08–02	235	65	330	46				
CD340504.4740240	ZD05–47–XP40–WC08–02	240	65	335	47				
CD340504.4840245	ZD05–48–XP40–WC08–02	245	65	340	48				
CD340504.4940250	ZD05–49–XP40–WC08–02	250	65	345	49				
CD340504.5040255	ZD05–50–XP40–WC08–02	255	65	350	50				
CD340504.5140260	ZD05–51–XP40–WC08–02	260	65	355	51				
CD340504.5240265	ZD05–52–XP40–WC08–02	265	65	360	52				
CD340504.5340270	ZD05–53–XP40–WC08–02	270	65	365	53				
CD340504.5440275	ZD05–54–XP40–WC08–02	275	65	370	54				
CD340504.5540280	ZD05–55–XP40–WC08–02	280	65	375	55				
CD340504.5640285	ZD05–56–XP40–WC08–02	285	65	380	56				
CD340504.5740290	ZD05–57–XP40–WC08–02	290	65	385	57				
CD340504.5740295	ZD05–58–XP40–WC08–02	295	65	390	58		WCMT06T308	M3.5×8	
CD340504.5940300	ZD05–59–XP40–WC06–02	300	65	395	59				
CD340504.6040305	ZD05–60–XP40–WC06–02	305	65	400	60				
CD340504.6140310	ZD05–61–XP40–WC06–02	310	65	405	61				
CD340504.6240315	ZD05–62–XP40–WC06–02	315	65	140	62				
CD340504.6340320	ZD05–63–XP40–WC06–02	320	65	415	63				
CD340504.6440325	ZD05–64–XP40–WC06–02	325	65	420	64				
CD340504.6540330	ZD05–65–XP40–WC06–02	330	65	425	65				

CD3406-01 可转位式SP刀片 2倍快速钻
2xD INDEXABLE RAPID DRILLING TOOLS



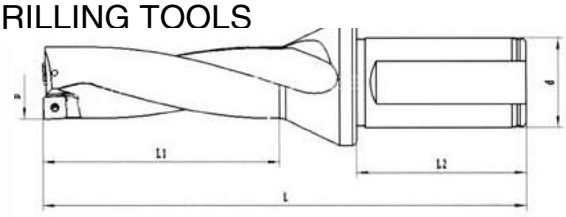

订货号Order No.	型号Model No.	L1	L2	L	D	d	适用刀片 Applicable to insert	螺丝 Screw	扳手 Wrench
CD340601.1325031	ZD02-13.0XP25-SP05-02	31	56	104	13	25	SPMG050204	M2X5	T6
CD340601.1425033	ZD02-14.0XP25-SP05-02	33	56	106	14				
CD340601.1525035	ZD02-15.0XP25-SP05-02	35	56	108	15				
CD340601.1625037	ZD02-16.0XP25-SP06-02	37	56	110	16		SPMG060204	M2.2X5	
CD340601.1725039	ZD02-17.0XP25-SP06-02	39	56	112	17				
CD340601.1825041	ZD02-18.0XP25-SP06-02	41	56	114	18				
CD340601.1925043	ZD02-19.0XP25-SP06-02	43	56	116	19				
CD340601.2025045	ZD02-20.0XP25-SP06-02	45	56	119	20				
CD340601.2125047	ZD02-21.0XP25-SP06-02	47	56	121	21				
CD340601.2225049	ZD02-22.0XP25-SP07-02	49	56	123	22		SPMG060204	M2.5X6	T8
CD340601.2325051	ZD02-23.0XP25-SP07-02	51	56	125	23				
CD340601.2432053	ZD02-24.0XP25-SP07-02	53	56	127	24				
CD340601.2532055	ZD02-25.0XP32-SP07-02	55	60	141	25	32			
CD340601.2632057	ZD02-26.0XP32-SP07-02	57	60	143	26				
CD340601.2732059	ZD02-27.0XP32-SP07-02	59	60	145	27				
CD340601.2832061	ZD02-28.0XP32-SP09-02	61	60	147	28		SPMG07T308	M3.5X8	T15
CD340601.2932063	ZD02-29.0XP32-SP09-02	63	60	149	29				
CD340601.3032065	ZD02-30.0XP32-SP09-02	65	60	151	30				
CD340601.3132067	ZD02-31.0XP32-SP09-02	67	60	153	31				
CD340601.3232069	ZD02-32.0XP32-SP09-02	69	60	155	32				
CD340601.3332071	ZD02-33.0XP32-SP09-02	71	60	157	33				
CD340601.3432073	ZD02-34.0XP32-SP11-02	73	60	159	34		SPMG110408	M4X10	
CD340601.3532075	ZD02-35.0XP32-SP11-02	75	60	161	35				
CD340601.3632077	ZD02-36.0XP32-SP11-02	77	60	163	36				
CD340601.3732079	ZD02-37.0XP32-SP11-02	79	60	165	37				
CD340601.3832081	ZD02-38.0XP32-SP11-02	81	60	167	38				
CD340601.3932083	ZD02-39.0XP32-SP11-02	83	60	169	39				
CD340601.4032085	ZD02-40.0XP32-SP11-02	85	60	171	40				
CD340601.4132087	ZD02-41.0XP32-SP14-02	87	60	173	41		SPMG140512	M5X10	T20
CD340601.4240089	ZD02-42.0XP32-SP14-02	89	60	175	42				
CD340601.4340091	ZD02-43.0XP40-SP14-02	91	65	186	43	40			
CD340601.4440093	ZD02-44.0XP40-SP14-02	93	65	188	44				
CD340601.4540095	ZD02-45.0XP40-SP14-02	95	65	190	45				
CD340601.4640097	ZD02-46.0XP40-SP14-02	97	65	192	46				
CD340601.4740099	ZD02-47.0XP40-SP14-02	99	65	194	47				
CD340601.4840101	ZD02-48.0XP40-SP07-04	101	65	196	48		SPMG07T308	M2.5X6	T8
CD340601.4940103	ZD02-49.0XP40-SP07-04	103	65	198	49				
CD340601.5040105	ZD02-50.0XP40-SP07-04	105	65	200	50				
CD340601.5140107	ZD02-51.0XP40-SP07-04	107	65	202	51				
CD340601.5240109	ZD02-52.0XP40-SP09-04	109	65	204	52		SPMG090408	M3.5X8	T15
CD340601.5340111	ZD02-53.0XP40-SP09-04	111	65	206	53				
CD340601.5440113	ZD02-54.0XP40-SP09-04	113	65	208	54				
CD340601.5540115	ZD02-55.0XP40-SP09-04	115	65	210	55				
CD340601.5640117	ZD02-56.0XP40-SP09-04	117	65	212	56				
CD340601.5740119	ZD02-57.0XP40-SP09-04	119	65	214	57				
CD340601.5840121	ZD02-58.0XP40-SP09-04	121	65	216	58				
CD340601.5940123	ZD02-59.0XP40-SP09-04	123	65	218	59				
CD340601.6040125	ZD02-60.0XP40-SP14-02	125	65	220	60				

CD3406-02 可转位式SP刀片3倍快速钻
3xD INDEXABLE RAPID DRILLING TOOLS



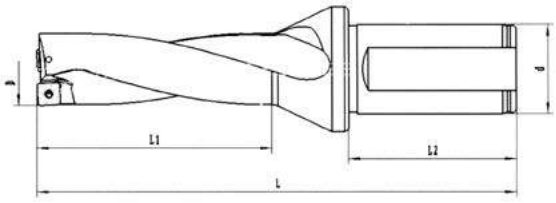

订货号Order No.	型号Model No.	L1	L2	L	D	d	适用刀片 Applicable to insert	螺丝 Screw	扳手 Wrench
CD340602.1325044	ZD03-13.0XP25-SP05-02	44	56	117	13	25	SPMG050204	M2X5	T6
CD340602.1425046	ZD03-13.5XP25-SP05-02	45.5	56	118	13.5				
CD340602.1425047	ZD03-14.0XP25-SP05-02	47	56	120	14				
CD340602.1525049	ZD03-14.5XP25-SP06-02	48.5	56	122	14.5				
CD340602.1525050	ZD03-15.0XP25-SP06-02	50	56	123	15				
CD340602.1625052	ZD03-15.5XP25-SP06-02	51.5	56	124	15.5		SPMG060204	M2.2X5	
CD340602.1625053	ZD03-16.0XP25-SP06-02	53	56	126	16				
CD340602.1725055	ZD03-16.5XP25-SP06-02	54.5	56	127	16.5				
CD340602.1725056	ZD03-17.0XP25-SP06-02	56	56	129	17				
CD340602.1825058	ZD03-17.5XP25-SP07-02	57.5	56	130	17.5				
CD340602.1825059	ZD03-18.0XP25-SP07-02	59	56	132	18				
CD340602.1925061	ZD03-18.5XP25-SP07-02	60.5	56	133	18.5				
CD340602.1925062	ZD03-19.0XP32-SP07-02	62	56	135	19				
CD340602.2025064	ZD03-19.5XP32-SP07-02	63.5	56	136	19.5				
CD340602.2025065	ZD03-20.0XP32-SP07-02	65	56	139	20				
CD340602.2125067	ZD03-20.5XP32-SP09-02	66.5	56	140	20.5				
CD340602.2125068	ZD03-21.0XP32-SP09-02	68	56	142	21				
CD340602.2225070	ZD03-21.5XP32-SP09-02	69.5	56	143	21.5				
CD340602.2225071	ZD03-22.0XP32-SP09-02	71	56	145	22		SPMG07T308	M2.5X6	T8
CD340602.2325073	ZD03-22.5XP32-SP09-02	72.5	56	148	22.5				
CD340602.2325074	ZD03-23.0XP32-SP09-02	74	56	148	23				
CD340602.2425076	ZD03-23.5XP32-SP11-02	75.5	56	149	23.5				
CD340602.2425077	ZD03-24.0XP32-SP11-02	77	56	151	24				
CD340602.2525079	ZD03-24.5XP32-SP11-02	78.5	56	152	24.5				
CD340602.2532080	ZD03-25.0XP32-SP11-02	80	60	166	25	32	SPMG090408	M3.5X8	T15
CD340602.2632082	ZD03-25.5XP32-SP11-02	81.5	60	167	25.5				
CD340602.2632083	ZD03-26.0XP32-SP11-02	83	60	169	26				
CD340602.2732085	ZD03-26.5XP32-SP11-02	84.5	60	170	26.5				
CD340602.2732086	ZD03-27.0XP32-SP14-02	86	60	172	27				
CD340602.2832088	ZD03-27.5XP32-SP14-02	87.5	60	173	27.5				
CD340602.2832089	ZD03-28.0XP40-SP14-02	89	60	175	28				
CD340602.2932091	ZD03-28.5XP40-SP14-02	90.5	60	176	28.5				
CD340602.2932092	ZD03-29.0XP40-SP14-02	92	60	178	29				
CD340602.3032094	ZD03-29.5XP40-SP14-02	93.5	60	179	29.5				
CD340602.3032095	ZD03-30.0XP40-SP14-02	95	60	181	30				
CD340602.3132097	ZD03-30.5XP40-SP07-04	96.5	60	182	30.5				
CD340602.3132098	ZD03-31.0XP40-SP07-04	98	60	184	31				
CD340602.3232100	ZD03-31.5XP40-SP07-04	99.5	60	185	31.5				
CD340602.3232101	ZD03-32.0XP40-SP07-04	101	60	187	32				
CD340602.3332103	ZD03-32.5XP40-SP09-04	102.5	60	188	32.5				
CD340602.3332104	ZD03-33.0XP40-SP09-04	104	60	190	33				
CD340602.3432106	ZD03-33.5XP40-SP09-04	105.5	60	191	33.5				

CD3406-02 可转位式SP刀片 3倍快速钻
3xD INDEXABLE RAPID DRILLING TOOLS

订货号 Order No.	型号Model No.	L1	L2	L	D	d	适用刀片 Applicable to insert	螺丝 Screw	扳手 Wrench
CD340602.3432107	ZD03-34.0-XP32-SP11-02	107	60	193	34	32	SPMG110408	M4X10	T15
CD340602.3532109	ZD03-34.5-XP32-SP11-02	108.5	60	194	34.5				
CD340602.3532110	ZD03-35.0-XP32-SP11-02	110	60	196	35				
CD340602.3632112	ZD03-35.5-XP32-SP11-02	111.5	60	197	35.5				
CD340602.3632113	ZD03-36.0-XP32-SP11-02	113	60	199	36				
CD340602.3732115	ZD03-36.5-XP32-SP11-02	114.5	60	200	36.5				
CD340602.3732116	ZD03-37.0-XP32-SP11-02	116	60	202	37				
CD340602.3832118	ZD03-37.5-XP32-SP11-02	117.5	60	203	37.5				
CD340602.3832119	ZD03-38.0-XP32-SP11-02	119	60	205	38				
CD340602.3932121	ZD03-38.5-XP32-SP11-02	120.5	60	206	38.5				
CD340602.3932122	ZD03-39.0-XP32-SP11-02	122	60	206	39				
CD340602.4032124	ZD03-39.5-XP32-SP11-02	123.5	60	209	39.5				
CD340602.4032125	ZD03-40.0-XP32-SP11-02	125	60	211	40				
CD340602.4132128	ZD03-41.0-XP32-SP14-02	128	60	214	41		SPMG140512	M5X10	T20
CD340602.4232131	ZD03-42.0-XP32-SP14-02	131	60	217	42				
CD340602.4340134	ZD03-43.0-XP40-SP14-02	134	65	229	43	40			
CD340602.4440137	ZD03-44.0-XP40-SP14-02	137	65	232	44				
CD340602.4540140	ZD03-45.0-XP40-SP14-02	140	65	235	45				
CD340602.4640143	ZD03-46.0-XP40-SP14-02	143	65	238	46				
CD340602.4740146	ZD03-47.0-XP40-SP14-02	146	65	241	47				
CD340602.4840149	ZD03-48.0-XP40-SP07-04	149	65	244	48		SPMG07T308	M2.5X6	T8
CD340602.4940152	ZD03-49.0-XP40-SP07-04	152	65	247	49				
CD340602.5040155	ZD03-50.0-XP40-SP07-04	155	65	250	50				
CD340602.5140158	ZD03-51.0-XP40-SP07-04	158	65	253	51				
CD340602.5240161	ZD03-52.0-XP40-SP09-04	161	65	256	52		SPMG090408	M3.5X8	T15
CD340602.5340164	ZD03-53.0-XP40-SP09-04	164	65	259	53				
CD340602.5440167	ZD03-54.0-XP40-SP09-04	167	65	262	54				
CD340602.5540170	ZD03-55.0-XP40-SP09-04	170	65	265	55				
CD340602.5640173	ZD03-56.0-XP40-SP09-04	173	65	268	56				
CD340602.5740176	ZD03-57.0-XP40-SP09-04	176	65	271	57				
CD340602.5840179	ZD03-58.0-XP40-SP09-04	179	65	274	58				
CD340602.5940182	ZD03-59.0-XP40-SP09-04	182	65	277	59				
CD340602.6040185	ZD03-60.0-XP40-SP09-04	185	65	280	60				

CD3406–03 可转位式SP刀片 4倍快速钻
4xD INDEXABLE RAPID DRILLING TOOLS



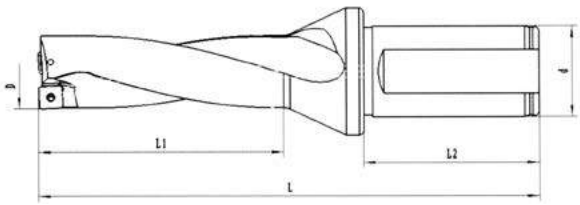

订货号 Order No.	型号 Model No.	L1	L2	L	D	d	适用刀片 Applicable to insert	螺丝 Screw	扳手 Wrench
CD340603.1325057	ZD04–13.0–XP25–SP05–02	57	56	130	13	25	SPMG050204	M2X5	T6
CD340603.1425059	ZD04–13.5–XP25–SP05–02	59	56	132	13.5				
CD340603.1425061	ZD04–14.0–XP25–SP05–02	61	56	134	14				
CD340603.1525063	ZD04–14.5–XP25–SP05–02	63	56	136	14.5				
CD340603.1525065	ZD04–15.0–XP25–SP05–02	65	56	138	15				
CD340603.1625067	ZD04–15.5–XP25–SP06–02	67	56	140	15.5		SPMG060204	M2.2X5	
CD340603.1625069	ZD04–16.0–XP25–SP06–02	69	56	142	16				
CD340603.1725071	ZD04–16.5–XP25–SP06–02	71	56	144	16.5				
CD340603.1725073	ZD04–17.0–XP25–SP06–02	73	56	146	17				
CD340603.1825075	ZD04–17.5–XP25–SP06–02	75	56	148	17.5				
CD340603.1825077	ZD04–18.0–XP25–SP06–02	77	56	150	18				
CD340603.1925079	ZD04–18.5–XP25–SP06–02	79	56	152	18.5				
CD340603.1925081	ZD04–19.0–XP25–SP06–02	81	56	154	19				
CD340603.2025083	ZD04–19.5–XP25–SP06–02	83	56	155	19.5				
CD340603.2025085	ZD04–20.0–XP25–SP06–02	85	56	159	20				
CD340603.2125087	ZD04–20.5–XP25–SP06–02	87	56	161	20.5				
CD340603.2125089	ZD04–21.0–XP25–SP06–02	89	56	163	21				
CD340603.2125091	ZD04–21.5–XP25–SP06–02	91	56	165	21.5		SPMG07T308	M2.5X6	T8
CD340603.2225093	ZD04–22.0–XP25–SP07–02	93	56	167	22				
CD340603.2325095	ZD04–22.5–XP25–SP07–02	95	56	169	22.5				
CD340603.2325097	ZD04–23.0–XP25–SP07–02	97	56	171	23				
CD340603.2425099	ZD04–23.5–XP25–SP07–02	99	56	173	23.5				
CD340603.2425101	ZD04–24.0–XP25–SP07–02	101	56	175	24				
CD340603.2525103	ZD04–24.5–XP25–SP07–02	103	56	177	24.5				
CD340603.2532105	ZD04–25.0–XP32–SP07–02	105	60	191	25	32			
CD340603.2632107	ZD04–25.5–XP32–SP07–02	107	60	193	25.5				
CD340603.2632109	ZD04–26.0–XP32–SP07–02	109	60	195	26				
CD340603.2732111	ZD04–26.5–XP32–SP07–02	111	60	197	26.5				
CD340603.2732113	ZD04–27.0–XP32–SP07–02	113	60	199	27				
CD340603.2832115	ZD04–27.5–XP32–SP07–02	115	60	201	27.5				
CD340603.2832117	ZD04–28.0–XP32–SP09–02	117	60	203	28		SPMG090408	M3.5X8	T15
CD340603.2932119	ZD04–28.5–XP32–SP09–02	119	60	205	28.5				
CD340603.2932121	ZD04–29.0–XP32–SP09–02	121	60	207	29				
CD340603.3032123	ZD04–29.5–XP32–SP09–02	123	60	209	29.5				
CD340603.3032125	ZD04–30.0–XP32–SP09–02	125	60	211	30				
CD340603.3132127	ZD04–30.5–XP32–SP09–02	127	60	213	30.5				
CD340603.3132129	ZD04–31.0–XP32–SP09–02	129	60	215	31				
CD340603.3232131	ZD04–31.5–XP32–SP09–02	131	60	217	31.5				
CD340603.3232133	ZD04–32.0–XP32–SP09–02	133	60	219	32				
CD340603.3332135	ZD04–32.5–XP32–SP09–02	135	60	221	32.5				
CD340603.3332137	ZD04–33.0–XP32–SP09–02	137	60	223	33				
CD340603.3332139	ZD04–33.5–XP32–SP09–02	139	60	225	33.5				
CD340603.3435141	ZD04–34.0–XP32–SP11–02	141	60	227	34		SPMG110408	M4X10	
CD340603.3532143	ZD04–34.5–XP32–SP11–02	143	60	229	34.5				
CD340603.3532145	ZD04–35.0–XP32–SP11–02	145	60	231	35				

CD3406–03 可转位式SP刀片 4倍快速钻
4xD INDEXABLE RAPID DRILLING TOOLS

订货号 Order No.	型号 Model No.	L1	L2	L	D	d	适用刀片 Applicable to insert	螺丝 Screw	扳手 Wrench
CD340603.3632147	ZD04–35.5–XP32–SP11–02	147	60	233	35.5	32	SPMG110408	M4X10	T15
CD340603.3632149	ZD04–36.0–XP32–SP11–02	149	60	235	36				
CD340603.3732151	ZD04–36.5–XP32–SP11–02	151	60	237	36.5				
CD340603.3732153	ZD04–37.0–XP32–SP11–02	153	60	239	37				
CD340603.3832155	ZD04–37.5–XP32–SP11–02	155	60	241	37.5				
CD340603.3832157	ZD04–38.0–XP32–SP11–02	157	60	243	38				
CD340603.3932159	ZD04–38.5–XP32–SP11–02	159	60	245	38.5				
CD340603.3932161	ZD04–39.0–XP32–SP11–02	161	60	247	39				
CD340603.4032163	ZD04–39.5–XP32–SP11–02	163	60	249	39.5				
CD340603.4032165	ZD04–40.0–XP32–SP11–02	165	60	251	40				
CD340603.4132169	ZD04–41.0–XP40–SP14–02	169	60	255	41		SPMG140512	M5X10	T20
CD340603.4232173	ZD04–42.5–XP40–SP14–02	173	60	259	42				
CD340603.4340177	ZD04–43.0–XP40–SP14–02	177	65	272	43	40			
CD340603.4440181	ZD04–44.0–XP40–SP14–02	181	65	276	44				
CD340603.4540185	ZD04–45.0–XP40–SP14–02	185	65	280	45				
CD340603.4640189	ZD04–46.0–XP40–SP14–02	189	65	284	46				
CD340603.4740193	ZD04–47.0–XP40–SP14–02	193	65	288	47				
CD340603.4840197	ZD04–48.0–XP40–SP07–04	197	65	292	48		SPMG07T308	M2.5X6	T8
CD340603.4940201	ZD04–49.0–XP40–SP07–04	201	65	296	49				
CD340603.5040205	ZD04–50.0–XP40–SP07–04	205	65	300	50				
CD340603.5140209	ZD04–51.0–XP40–SP07–04	209	65	304	51				
CD340603.5240213	ZD04–52.0–XP40–SP09–04	213	65	308	52		SPMG090408	M3.5X8	T15
CD340603.5340217	ZD04–53.0–XP40–SP09–04	217	65	312	53				
CD340603.5440221	ZD04–54.0–XP40–SP09–04	221	65	316	54				
CD340603.5540225	ZD04–55.0–XP40–SP09–04	225	65	320	55				
CD340603.5640229	ZD04–56.0–XP40–SP09–04	229	65	324	56				
CD340603.5740233	ZD04–57.0–XP40–SP09–04	233	65	328	57				
CD340603.5840237	ZD04–58.0–XP40–SP09–04	237	65	332	58				
CD340603.5940241	ZD04–59.0–XP40–SP09–04	241	65	336	59				
CD340603.6040245	ZD04–60.0–XP40–SP09–04	245	65	340	60				

CD3406–04 可转位式SP刀片 5倍快速钻
5xD INDEXABLE RAPID DRILLING TOOLS



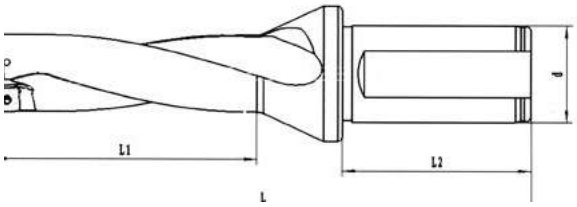

订货号 Order No.	型号 Model No.	L1	L2	L	D	d	适用刀片 Applicable to insert	螺丝 Screw	扳手 Wrench
CD340604.1325070	ZD05–13.0–XP25–SP05–02	70	56	143	13	25	SPMG050204	M2X5	T6
CD340604.1425073	ZD05–13.5–XP25–SP05–02	72.5	56	145	13.5				
CD340604.1425075	ZD05–14.0–XP25–SP05–02	75	56	148	14				
CD340604.1525078	ZD05–14.5–XP25–SP05–02	77.5	56	150	14.5				
CD340604.1525080	ZD05–15.0–XP25–SP05–02	80	56	153	15				
CD340604.1625083	ZD05–15.5–XP25–SP06–02	82.5	56	155	15.5		SPMG060204	M2.2X5	
CD340604.1625085	ZD05–16.0–XP25–SP06–02	85	56	158	16				
CD340604.1725088	ZD05–16.5–XP25–SP06–02	87.5	56	160	16.5				
CD340604.1725090	ZD05–17.0–XP25–SP06–02	90	56	163	17				
CD340604.1825093	ZD05–17.5–XP25–SP06–02	92.5	56	165	17.5				
CD340604.1825095	ZD05–18.0–XP25–SP06–02	95	56	168	18				
CD340604.1925098	ZD05–18.5–XP25–SP06–02	97.5	56	170	18.5				
CD340604.1925100	ZD05–19.0–XP25–SP06–02	100	56	173	19				
CD340604.2025103	ZD05–19.5–XP25–SP06–02	102.5	56	174	19.5				
CD340604.2025105	ZD05–20.0–XP25–SP06–02	105	56	179	20				
CD340604.2125108	ZD05–20.5–XP25–SP06–02	107.5	56	181	20.5				
CD340604.2125110	ZD05–21.0–XP25–SP06–02	110	56	184	21				
CD340604.2225113	ZD05–21.5–XP25–SP06–02	112.5	56	186	21.5				
CD340604.2225115	ZD05–22.0–XP25–SP07–02	115	56	189	22		SPMG07T308	M2.5X6	T8
CD340604.2325118	ZD05–22.5–XP25–SP07–02	117.5	56	193	22.5				
CD340604.2325120	ZD05–23.0–XP25–SP07–02	120	56	194	23				
CD340604.2425123	ZD05–23.5–XP25–SP07–02	122.5	56	196	23.5				
CD340604.2425125	ZD05–24.0–XP25–SP07–02	125	56	199	24				
CD340604.2525128	ZD05–24.5–XP25–SP07–02	127.5	56	201	24.5				
CD340604.2532130	ZD05–25.0–XP32–SP07–02	130	60	216	25	32	SPMG07T308	M2.5X6	T8
CD340604.2632133	ZD05–25.5–XP32–SP07–02	132.5	60	218	25.5				
CD340604.2632135	ZD05–26.0–XP32–SP07–02	135	60	221	26				
CD340604.2732138	ZD05–26.5–XP32–SP07–02	137.5	60	223	26.5				
CD340604.2732140	ZD05–27.0–XP32–SP07–02	140	60	226	27				
CD340604.2832143	ZD05–27.5–XP32–SP07–02	142.5	60	228	27.5				
CD340604.2832145	ZD05–28.0–XP32–SP09–02	145	60	231	28		SPMG090408	M3.5X8	T15
CD340604.2932148	ZD05–28.5–XP32–SP09–02	147.5	60	233	28.5				
CD340604.2932150	ZD05–29.0–XP32–SP09–02	150	60	236	29				
CD340604.3032153	ZD05–29.5–XP32–SP09–02	152.5	60	238	29.5				
CD340604.3032155	ZD05–30.0–XP32–SP09–02	155	60	241	30				
CD340604.3132158	ZD05–30.5–XP32–SP09–02	157.5	60	243	30.5				
CD340604.3132160	ZD05–31.0–XP32–SP09–02	160	60	246	31				
CD340604.3232163	ZD05–31.5–XP32–SP09–02	162.5	60	248	31.5				
CD340604.3232165	ZD05–32.0–XP32–SP09–02	165	60	251	32				
CD340604.3332168	ZD05–32.5–XP32–SP09–02	167.5	60	253	32.5				
CD340604.3332170	ZD05–33.0–XP32–SP09–02	170	60	256	33				
CD340604.3432173	ZD05–33.5–XP32–SP09–02	172.5	60	258	33.5				
CD340604.3432175	ZD05–34.0–XP32–SP11–02	175	60	261	34		SPMG110408	M4X10	
CD340604.3532178	ZD05–34.5–XP32–SP11–02	177.5	60	263	34.5				
CD340604.3532180	ZD05–35.0–XP32–SP11–02	180	60	266	35				
CD340604.3632183	ZD05–35.5–XP32–SP11–02	182.5	60	268	35.5				

CD3406–04 可转位式SP刀片5倍快速钻
5xD INDEXABLE RAPID DRILLING TOOLS

订货号Order No.	型号Model No.	L1	L2	L	D	d	适用刀片 Applicable to insert	螺丝 Screw	扳手 Wrench
CD340604.3632185	ZD05–36.0–XP32–SP11–02	185	60	271	36	32	SPMG110408	M4X10	T15
CD340604.3732188	ZD05–36.5–XP32–SP11–02	187.5	60	273	36.5				
CD340604.3732190	ZD05–37.0–XP32–SP11–02	190	60	276	37				
CD340604.3832193	ZD05–37.5–XP32–SP11–02	192.5	60	278	37.5				
CD340604.3832195	ZD05–38.0–XP32–SP11–02	195	60	281	38				
CD340604.3932198	ZD05–38.5–XP32–SP11–02	197.5	60	283	38.5				
CD340604.3932200	ZD05–39.0–XP32–SP11–02	200	60	284	39		SPMG140512	M5X10	T20
CD340604.4032203	ZD05–39.5–XP32–SP11–02	202.5	60	288	39.5				
CD340604.4032205	ZD05–40.0–XP32–SP11–02	205	60	291	40				
CD340604.4132210	ZD05–41.0–XP32–SP14–02	210	60	296	41				
CD340604.4232215	ZD05–42.0–XP32–SP14–02	215	60	301	42				
CD340604.4340220	ZD05–43.0–XP40–SP14–02	220	65	315	43	40			
CD340604.4440225	ZD05–44.0–XP40–SP14–02	225	65	320	44				
CD340604.4540230	ZD05–45.0–XP40–SP14–02	230	65	325	45				
CD340604.4640235	ZD05–46.0–XP40–SP14–02	235	65	330	46				
CD340604.4740240	ZD05–47.0–XP40–SP14–02	240	65	335	47				
CD340604.4840245	ZD05–48.0–XP40–SP07–04	245	65	340	48		SPMG07T308	M2.5X6	T8
CD340604.4940250	ZD05–49.0–XP40–SP07–04	250	65	345	49				
CD340604.5040255	ZD05–50.0–XP40–SP07–04	255	65	350	50				
CD340604.5140260	ZD05–51.0–XP40–SP07–04	260	65	355	51				
CD340604.5240265	ZD05–52.0–XP40–SP09–04	265	65	360	52		SPMG090408	M3.5X8	T15
CD340604.5340270	ZD05–53.0–XP40–SP09–02	270	65	365	53				
CD340604.5440275	ZD05–54.0–XP40–SP09–04	275	65	370	54				
CD340604.5540280	ZD05–55.0–XP40–SP09–04	280	65	375	55				
CD340604.5640285	ZD05–56.0–XP40–SP09–04	285	65	380	56				
CD340604.5740290	ZD05–57.0–XP40–SP09–04	290	65	385	57				
CD340604.5840295	ZD05–58.0–XP40–SP09–04	295	65	390	58				
CD340604.5940300	ZD05–59.0–XP40–SP09–04	300	65	395	59				
CD340604.6040305	ZD05–60.0–XP40–SP09–04	305	65	400	60				

CD3407–01 小刀夹 SMALL TOOL HOLDER



订货号Order No.	型号Model No.	内刀Inside knife	外刀Outside knife	刀片Insert	刀刃数Blade	螺丝Screw	扳手Wrench
CD340701.4505002	45–50	VNC–045050N	VMC–045050T	WC.030204	2	TSB–22045	T6
CD340701.5005502	50–55	VNC–050055N	VMC–050055T				
CD340701.5506002	55–60	VNC–055060N	VMC–055060T	WC.040204	2	TSB–25055	T10
CD340701.6006502	60–65	VNC–060065N	VMC–060065T	WC.050308	2	TSB–30070	
CD340701.6507002	65–70	VNC–065070N	VMC–065070T				
CD340701.7007502	70–75	VNC–070075N	VMC–070075T				
CD340701.7508002	75–80	VNC–075080N	VMC–075080T	WC.06T308	2	TSB–35090	T15
CD340701.8008502	80–85	VNC–080085N	VMC–080085T				
CD340701.8509002	85–90	VNC–085090N	VMC–085090T				
CD340701.9009502	90–95	VNC–090095N	VMC–090095T				
CD340701.9510003	95–100	VNC–095100N	VMC–095100T				
CD340701.1001053	100–105	VNC–100105N	VMC–100105T	WC.050308	3	TSB–30070	T10
CD340701.1051103	105–110	VNC–105110N	VMC–105110T	WC.06T308	3	TSB–35090	T15
CD340701.1101153	110–115	VNC–110115N	VMC–110115T				
CD340701.1151203	115–120	VNC–115120N	VMC–115120T				
CD340701.1201253	120–125	VNC–120125N	VMC–120125T				
CD340701.1251303	125–130	VNC–125130N	VMC–125130T				
CD340701.1301353	130–135	VNC–130135N	VMC–130135T				
CD340701.1351403	135–140	VNC–135140N	VMC–135140T				
CD340701.1401503	140–150	VNC–140150N	VMC–140150T	WC.080408	3	TSB–40110	
CD340701.1501603	150–160	VNC–150160N	VMC–150160T				
CD340701.1601703	160–170	VNC–160170N	VMC–160170T				
CD340701.1701803	170–180	VNC–170180N	VMC–170180T				

CD3407–02 定心钻 SPOT DRILLING



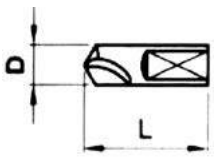

订货号Order No.	型号 Model No.	D	L
CD340702.1010350	PLD–V1035 TIN–H	10	35
CD340702.1212380	PLD–V1238 TIN–H	12	38
CD340702.1616450	PLD–V1645 TIN–H	16	45
CD340702.2020450	PLD–2045 TIN–H	20	45
CD340702.2525560	PLD–2256 TIN–H	25	56
CD340702.3030680	PLD–3068 TIN–H	30	68

VMD可转位大钻头大幅提高加工效率
VMD Indexable big drill tool cutte can significantly improve processing efficiency



工艺	工艺过程	转速	进给	加工时间	总用时长
传统工艺	①Φ60麻花钻	80	16	1小时10分钟	150分钟
	②粗镗刀一	200	30	40分钟	
	③粗镗刀二	200	30	40分钟	
新工艺	VMD可转位大钻头Φ105	280	45	18分钟	18分钟

加工Φ105m孔深550mm，材料42Crmo、HB220

Crafts	Crafts Process	Speed	Feed	ProcessTime	Total Time
Traditional Crafts	①Φ60twish drill	80	16	1h10min	150min
	②rough boring cutter1	200	30	40min	
	③ough boring cutter2	200	30	40min	
New Crafts	VMD index able drillΦ105	280	45	18min	18min

Machining Φ105m depth 550mm,material 42Crmo,HB220

钻头钻速

$$n = \frac{Vc \times 1000}{\pi \times Dm}$$

Vc= 线速度 100m/min
Dm= 钻头直径
n= 主轴专速

实例：以钻头直径Φ100为例。

$$n = \frac{100 \times 1000}{3.14 \times 100} = 318\ rev/min$$

进给速度

$$V_f = f_z \times n$$

V_f =进给速度
f_z =每转进给量
n =主轴转速

实例：以钻头直径Φ100为例,每转进给量0.15mm/rev。

$V_f = 0.15 \times 318 = 47.7\ mm/min$

孔加工时间

$$Tc = \frac{l_m}{V_f} \times 60$$

Tc(s)= 加工时间
l_m = 孔的加工深度

实例：以钻头直径Φ100为例,孔加工深度为100mm。

$$Tc = \frac{100 \times 60}{47.7} = 126(s)$$

在石油、煤矿等机械行业中，大孔加工越来越普遍，应用VMD可转为大头钻可大幅的提高加工效率。VMD可转为大钻头的亮点：
一、采用中心导向钻结构，有较好的定心效果，从而保证孔位有良好的直线度。
二、内外刀刃采用可替换小刀夹结构。在实际使用中，最易损坏的是外忍刀夹。通过替换小刀夹，避免了整支钻头的报废，节省了刀具成本。
三、通过调整外刀夹，钻头加工尺寸可以在0-5mm内变动。
四、刀头和刀柄采用组合式结构。加工不同孔的深度，只需要换不同长度的刀柄即可。
五、钻头有中心出水孔，可以较好的冷却刀片，延长刀片的使用寿命，同时有利于排屑。
六、采用可转位硬质合金刀片切削，有较高的转速和进给，孔壁光洁度有大幅的提升。
七、加工过程中，铁屑均为断屑状态，没有传统麻花钻的细长缠绕的铁屑，安全性大大提高。
八、加工中，自动连续进刀，不需要每次退刀回屑，效率大幅提升。

In the oil,coal and other machine industries,as oversize hole machining becomes more and more common,the application of VMD indexable drill can greatly improve the machining efficiency.
The bright spot of VMD indexable deill:
Using the structure of center guide drill with better centering effect to make sure hole site agood straightness.
Internal and External cutter edge is applied to the structure of replaceable clamp tool.
In practical using ,the most vulnerable is external edge clamp.Replacing clamp can avoid the drill scrapped to save the tool cost.
Adjusting external clamp, the dimension of drill machining can vary within 0-5mm.
Cutter head and shank are modular structure.Only change different length shank during processing the different depth of the hole.
Drill with center water hole can cool insert better,extend insert life and accelerate chip evacuation.
Using indexable carbide insert cutting with high speed and feed,surface finish has greatly improved.
In the process,security is greatly improved as chip is breaker not slender twining of traditional twist drill.
In the process,automatic continuous feed,and don't need tool back off to chip,and efficiency is greatly improved.

CD3407-03 VMD大钻头 BIG DRILL TOOL



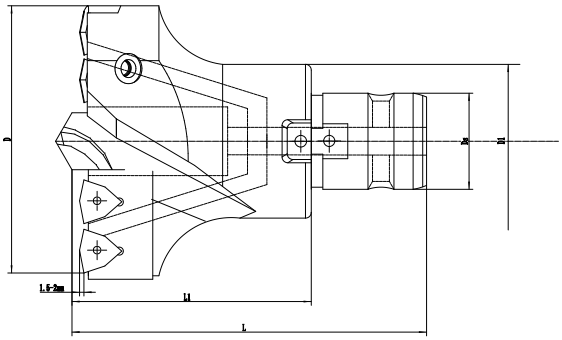

订货号 Order No.	型号 Model No.	D	Ds	D1	导向钻D2	L1	L	刀夹 Tool holder	适用刀片 Suitable Insert	螺丝 Screw	扳手 Wrench
CD340703.5016060	VMD-045050	45-50	16	30	PLS-1035 TiN-H	60	95	VMC-045050N/T	WCMT030208	TSB-25055	T8
CD340703.5516060	VMD-050055	50-55						VMC-050055N/T			
CD340703.6016060	VMD-055060	55-60			PLS1238 TiN-H	82	127	VMC-055060N/T	WCMT040208		
CD340703.6525082	VMD-060065	60-65	25	45				VMC-060065N/T	WCMT050308	TSB-30070	
CD340703.7025082	VMD-065070	65-70						VMC-065070N/T			
CD340703.7525082	VMD-070075	70-75						VMC-070075N/T	WCMT06T308	TSB-35090	T15
CD340703.8028082	VMD-075080	75-80			PLS-1645 TiN-H			VMC-075080N/T			
CD340703.8525082	VMD-080085	80-85						VMC-080085N/T			
CD340703.9030082	VMD-085090	85-90	30	50			139	VMC-085090N/T			
CD340703.9530082	VMD-090095	90-95						VMC-090095N/T			
CD340703.1003082	VMD-095100	95-100						VMC-095100N/T	WCMT050308	TSB-30070	T8
CD340703.1053294	VMD-100105	100-105	32	58	PLS-2045 TiN-H	94	154	VMC-100105N/T			
CD340703.1103294	VMD-105110	105-110						VMC-105110N/T			
CD340703.1153294	VMD-110115	110-115						VMC-110115N/T	WCMT06T308	TSB-35090	T15
CD340703.1204010	VMD-115120	115-120	40	70		104		VMC-115120N/T			
CD340703.1254010	VMD-120125	120-125			PLS-2556 TiN-H			VMC-120125N/T			
CD340703.1304010	VMD-125130	125-130						VMC-125130N/T			
CD340703.1354010	VMD-130135	130-135						VMC-130135N/T			
CD340703.1404010	VMD-135140	135-140						VMC-135140N/T			
CD340703.1455012	VMD-140145	140-145	50	80		116	176	VMC-140145N/T			
CD340703.1505012	VMD-145150	145-150						VMC-145150N/T	WCMT080408	TSB-40110	
CD340703.1555012	VMD-150155	150-155						VMC-150155N/T			
CD340703.1605012	VMD-155160	155-160						VMC-155160N/T			
CD340703.1655012	VMD-160165	160-165						VMC-160165N/T			
CD340703.1705012	VMD-165170	165-170						VMC-165170N/T			
CD340703.1755012	VMD-170175	170-175						VMC-170175N/T			
CD340703.1805012	VMD-175180	175-180						VMC-175180N/T			

CD3407–04 连接杆 CONNECTING ARBOR



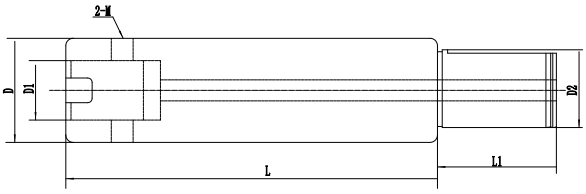

订货号 Order No.	型号 Model No.	D	D1	D2	L	L1	M	适用范围 Range
CD340704.1632100	DXZ–3016100	30	16	32	100	75	M10X1	Φ45––Φ55
CD340704.1632150	DXZ–3013150	30	16	32	150	75	M10X1	
CD340704.1632200	DXZ–3016200	30	16	32	200	75	M10X1	
CD340704.1632250	DXZ–3016250	30	16	32	250	75	M10X1	
CD340704.1632300	DXZ–3016300	30	16	32	300	75	M10X1	
CD340704.1632400	DXZ–3016400	30	16	32	400	75	M10X1	
CD340704.2540100	DXZ–4525100	45	25	40	100	75	M10X1	Φ60––Φ80
CD340704.2540150	DXZ–4525150	45	25	40	150	75	M10X1	
CD340704.2540200	DXZ–4525200	45	25	40	200	75	M10X1	
CD340704.2540250	DXZ–4525250	45	25	40	250	75	M10X1	
CD340704.2540300	DXZ–4525300	45	25	40	300	75	M10X1	
CD340704.2540400	DXZ–4525400	45	25	40	400	75	M10X1	
CD340704.3040100	DXZ–5030100	50	30	40	100	75	M12X1	Φ85––Φ95
CD340704.3040150	DXZ–5030150	50	30	40	150	75	M12X1	
CD340704.3040200	DXZ–5030200	50	30	40	200	75	M12X1	
CD340704.3040250	DXZ–5030250	50	30	40	250	75	M12X1	
CD340704.3040300	DXZ–5030300	50	30	40	300	75	M12X1	
CD340704.3040400	DXZ–5030400	50	30	40	400	75	M12X1	
CD340704.3240100	DXZ–5832100	58	32	40	100	75	M12X1	Φ100––Φ110
CD340704.3240150	DXZ–5832150	58	32	40	150	75	M12X1	
CD340704.3240200	DXZ–5832200	58	32	40	200	75	M12X1	
CD340704.3240250	DXZ–5832250	58	32	40	250	75	M12X1	
CD340704.3240300	DXZ–5832300	58	32	40	300	75	M12X1	
CD340704.3240400	DXZ–5832400	58	32	40	400	75	M12X1	
CD340704.4050100	DXZ–7040100	70	40	50	100	80	M12X1	Φ115––Φ135
CD340704.4050150	DXZ–7040150	70	40	50	150	80	M12X1	
CD340704.4050200	DXZ–7040200	70	40	50	200	80	M12X1	
CD340704.4050250	DXZ–7040250	70	40	50	250	80	M12X1	
CD340704.4050300	DXZ–7040300	70	40	50	300	80	M12X1	
CD340704.4050400	DXZ–8050400	70	40	50	400	80	M12X1	
CD340704.5050100	DXZ–8050100	80	50	50	100	80	M12X1	Φ140––Φ195
CD340704.5050150	DXZ–8050150	80	50	50	150	80	M12X1	
CD340704.5050200	DXZ–8050200	80	50	50	200	80	M12X1	
CD340704.5050250	DXZ–8050250	80	50	50	250	80	M12X1	
CD340704.5050300	DXZ–8050300	80	50	50	300	80	M12X1	
CD340704.5050400	DXZ–8050400	80	50	50	400	80	M12X1	



橡胶弹性夹头

由于其独特的设计和灵活的弹性，使其夹持力是传统全钢开槽夹头的2–3倍。无论工件尺寸大小，夹紧力总是平行而又均匀的分布在工件上，而不是集中在夹头工作孔的前后两端。而传统的全钢夹头就经常出现这样的问题（如下图所示）。夹块间的材料是耐用的合成橡胶化合物，通过硫化夹块的表面和通孔紧密地连接在一起。相比传统弹簧夹头的结构，其不受高温、冷却液和铁销介入的影响，并能在其使用寿命期间保持足够的灵活性。

Rubber– elastic collets unique in design and operation, the rubber–elastic collets can generate two to three times the gripping power of a conventional split–steel collets. Gripping force is uniform and parallel throughout the collets contact length and not concentrated at the nose or back as is frequently the case with split–steel collets. Construction is of durable synthetic rubber compound permanently bonded to hardened steel jaw insert surfaces and through–holes. It is unaffected by heat, coolants and cutting compounds and retains its flexibility over a long service life as compared to spring tempered metal designs.

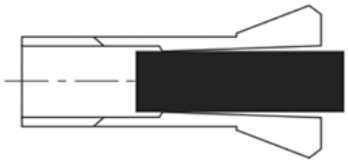

工件大于孔径时

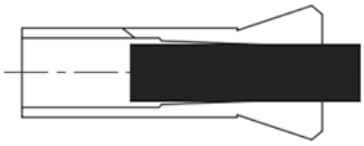

工件大于孔径时

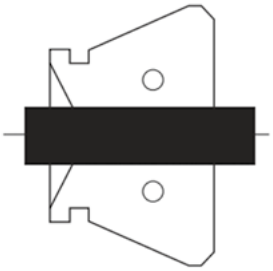

橡胶弹性夹头

橡胶弹性夹头 VS 普通弹簧夹头

普通弹簧夹头只有在等径夹持时才能获得最大夹持力。当工件大于或小于孔径时，工件的受力点就会失去平衡，这会大大降低夹持的力度和精度。而橡胶弹性夹头不管工件的外径偏差多大，都会均匀的与夹头接触承平衡的夹持力。

Rubber–elastic collets VS conventional collets

Conventional split–steel collets provide maximum gripping efficiency only at actual bored or nominal capacity. They lose parallelism when chucking bars even a few thousandths over or under this capacity. This significantly reduces gripping strength and accuracy. Rubber–elastic collets exert uniform gripping pressure throughout the collets contact length regardless of bar tolerance deviations.

特点

- 每一个夹块都会对工件表面施加均匀、精确的夹持力，其夹持力是普通弹簧夹头的 3 倍。
- 耐用合成橡胶的一体式结构，保证其灵活性，并能抵制切削热、冷却液和切削液的腐蚀。
- 夹块为一体成形切割而成，其具更大的硬度和耐磨性，故夹持的刚性、精度是普通弹簧夹头所无法比拟的。
- 橡胶夹头可以密封工件与机器主轴免受磨料和切屑的损伤。可以作为止水夹头使用，防止冷却液的外溢。
- 夹头硬度 HRC58–60，且经过深冷处理，提高产品精度稳定性。旋转跳动精度≤ 10u, 夹持范围 ±0.5mm

FEATURES:

- Parallel jaw insert surfaces exert uniform, accurate gripping force up to three times greater than can beachieved with split–steel collets.
- Durable one–piece construction. Synthetic rubber retains flexibility and resists deterioration from heat,coolants and cutting compounds.
- Steel jaw inserts precision ground to assure maximum gripping accuracy. Hardened for greater wearresistance than split steel collets.
- Seal collets and machine spindle to protect from abrasive particles and sward.Automatically seals tool O.D.to permit coolant flow through tool reducing wear.
- Steel jaw hardness HRC58–62 , through cryogenic treatment to improve product stability.Runout tolerance ≤ 10u,Clamping tolerance nominal diameter ±0.5mm

CD3501–01 SK 系列夹固头 Rubber Collets



Rubber Collets SK30

订货号 Order No.	规格 type	D mm	L mm	W	夹持范围 Clamping dia.	光孔 Smooth	径向槽 serrated	径向槽和轴向槽 Double serrated
CD350101.32006	SK32S	57.7	44	12	6–32	6–32	––	––
CD350101.32032	SK32N	57.7	49	12	6–32	––	8–11	12–32

Rubber Collets SK42

订货号 Order No.	规格 type	D mm	L mm	W	夹持范围 Clamping dia.	光孔 Smooth	径向槽 serrated	径向槽和轴向槽 Double serrated
CD350101.42006	SK42S	79.3	42	15	6–42	6–42	––	––
CD350101.42042	SK42N	79.3	47	15	6–42	––	8–11	12–42

Rubber Collets SK52

订货号 Order No.	规格 type	D mm	L mm	W	夹持范围 Clamping dia.	光孔 Smooth	径向槽 serrated	径向槽和轴向槽 Double serrated
CD350101.52006	SK52S	79.2	46	15	6–52	6–52	––	––
CD350101.52052	SK52N	79.2	46	15	6–52	––	8–11	12–52

Rubber Collets SK65

订货号 Order No.	规格 type	D mm	L mm	W	夹持范围 Clamping dia.	光孔 Smooth	径向槽 serrated	径向槽和轴向槽 Double serrated
CD350101.65006	SK65S	99.5	53	15	6–65	6–65	––	––
CD350101.65065	SK65N	99.5	58	15	6–65	––	8–11	12–65

Rubber Collets SK80

订货号 Order No.	规格 type	D mm	L mm	W	夹持范围 Clamping dia.	光孔 Smooth	径向槽 serrated	径向槽和轴向槽 Double serrated
CD350101.80006	SK80S	114.5	53	15	16–80	16–80	––	––
CD350101.80080	SK80N	114.5	53	15	16–80	––	––	16–80

Rubber Collets SK100

订货号 Order No.	规格 type	D mm	L mm	W	夹持范围 Clamping dia.	光孔 Smooth	径向槽 serrated	径向槽和轴向槽 Double serrated
CD350101.10040	SK100S	114.5	59	15	40–100	40–100	––	––
CD350101.10099	SK100N	114.5	59	15	40–100	––	––	40–100

Rubber Collets SK120

订货号 Order No.	规格 type	D mm	L mm	W	夹持范围 Clamping dia.	光孔 Smooth	径向槽 serrated	径向槽和轴向槽 Double serrated
CD350101.12007	SK120S	180	61	15	70–120	70–120	––	––
CD350101.12012	SK120N	180	61	15	70–120	––	––	70–120

CD3501–02 NK系列夹固头

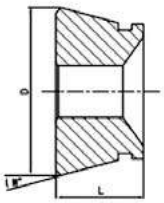



Rubber Collets SK30

订货号 Order No.	规格 type	D mm	L mm	W	夹持范围 Clamping dia.	光孔 Smooth	径向槽 serrated	径向槽和轴向槽 Double serrated
CD350102.60006	NK60S	59	30	15	6–30	6–30	––	––
CD350102.60030	NK60N	59	30	15	6–30	––	8–11	12–30

Rubber Collets SK60

订货号 Order No.	规格 type	D mm	L mm	W	夹持范围 Clamping dia.	光孔 Smooth	径向槽 serrated	径向槽和轴向槽 Double serrated
CD350102.10506	NK105S	104	40	15	6–42	6–42	––	––
CD350102.10542	NK105N	104	40	15	6–42	––	8–11	12–42

CD3501–03 EK系列夹固头 EK series Rubber– elastic collets

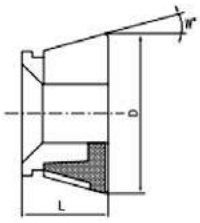



Rubber Collets EK32

订货号 Order No.	规格 type	D mm	L mm	W	夹持范围 Clamping dia.	光孔 Smooth	径向槽 serrated	径向槽和轴向槽 Double serrated
CD350103.68006	EK68S	68	37	15	6–32	6–32	––	––
CD350103.68032	EK68N	68	37	15	6–32	––	8–11	12–32

Rubber Collets EK52

订货号 Order No.	规格 type	D mm	L mm	W	夹持范围 Clamping dia.	光孔 Smooth	径向槽 serrated	径向槽和轴向槽 Double serrated
CD350103.93016	EK93S	93	50	15	16–52	16–52	––	––
CD350103.93052	EK93N	93	50	15	16–52	––	––	16–52

Rubber Collets EK66

订货号 Order No.	规格 type	D mm	L mm	W	夹持范围 Clamping dia.	光孔 Smooth	径向槽 serrated	径向槽和轴向槽 Double serrated
CD350103.11020	EK110S	110	60	15	20–66	20–66	––	––
CD350103.11066	EK110N	110	60	15	20–66	––	––	20–66

CD3501–04 JK系列夹固头 JK series Rubber– elastic collets



Rubber Collets JSN7

订货号Order No.	规格 type	D mm	L mm	D1 mm	夹持范围 Clamping dia.
CD350104.07045	JSN7	15.7	11	4.5	2.5–4.5
CD350104.07065				6.5	4.5–6.5

Rubber Collets JSN12

订货号Order No.	规格 type	D mm	L mm	D1 mm	夹持范围 Clamping dia.
CD350104.12007	JSN12	21.8	13	7	4–7
CD350104.12010				10	7–10

Rubber Collets JSN20

订货号Order No.	规格 type	D mm	L mm	D1 mm	夹持范围 Clamping dia.
CD350104.20009	JSN20	26.9	15	9	5.4–9
CD350104.20014				14	9–14
CD350104.20016			11	16	14–16

CD3501–05 设计定制非标涨套 Design/Customize non–standard sets

用户可来样、来图订制非标夹具。
Users can sample ,to map customized nonstandard fixture.



CD3601–01 CARBIDE LINED GUIDE BUSHING & COLLETS

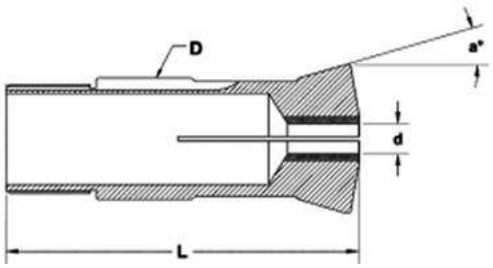



CARBIDE LINED GUIDE BUSH–DRAWN TYPE

品 牌 Brand	订货号Order No.	型号 Model No.	D	L	a°	MAX (d)
西铁城 CITIZEN	CD360101.1610050	F10,L10,D10,G10	16	50	16	10.0
	CD360101.1813060	B12,F12	18	60	30	12.7
	CD360101.3016059	L16,F16,G16,E16M16	30	59	16	16.0
	CD360101.3020059	L20,F20,E20,B20	30	59	16	20.0
	CD360101.3425088	L25,F25,E25	34	87.5	10	25.0

品 牌 Brand	订货号Order No.	型号 Model No.	D	L	a°	MAX (d)
星昂 STAR	CD360101.1610059	JNC10,SNC10,RNC10	16	59	16	10.0
	CD360101.2115058	SH12,VNC12,SNC15,SJ5	21	57.5	30	15.0
	CD360101.2216068	SE16,SH16,RNC16,SR16,SA16	22	68	16	16.0
	CD360101.3020059	JNC20,KNC20,SR20,VNC20	30	59	16	20.0
		JNC25	Check on ISAAA sample.			

品 牌 Brand	订货号Order No.	型号 Model No.	D	L	a°	MAX (d)
津上 TSUGAMI	CD360101.1107052	T7	11	52	16	7.0
	CD360101.2317072	NT17,NP17	23	72	16	17.0
	CD360101.2318072	NT16,NP16	23	72	16	17.0
	CD360101.2212071	BO12,BS12	22	70.5	16	12.0
	CD360101.3020070	BO18,BS18,S20	30	70	16	20.0
	CD360101.3016075	BM16	30	75	15	16.0

品 牌 Brand	订货号Order No.	型号 Model No.	D	L	a°	MAX (d)
日本 NOUMURA	CD360101.1610063	NS–p1052,NW–10K	16	63	16	10.0
	CD360101.2011071	NS–p1253,NS–p1653,NW–16K	20	70.5	16	11.0

品 牌 Brand	订货号Order No.	型号 Model No.	D	L	a°	MAX (d)
STROHM	CD360101.1813060	M125,M105	18	60	30	12.7

品 牌 Brand	订货号Order No.	型号 Model No.	D	L	a°	MAX (d)
托纳斯 TORNOS	CD360101.1307068	M7,MS7	13	68	30	7.0
	CD360101.1610059	R10,M10	16	59	16	10.0
	CD360101.2216068	R16	22	68	16	16.0
	CD360101.1607059	DECO 2000–7	16	59	16	7.0
	CD360101.1610059	DECO 2000–10	16	59	16	10.0
	CD360101.2416061	DECO 2000–13/16 ENC162	24	61	30	16.0
	CD360101.2820081	DECO 2000–20 ENC163	28	81	30	20.0

CD3601–02 自动车夹头 CARBIDE LINED GUIDE BUSHING & COLLETS

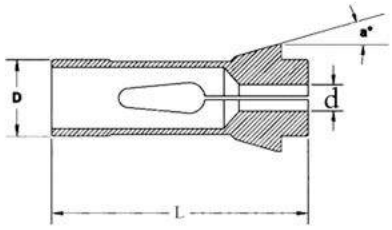



品 牌 Brand	订货号Order No	型号 Model No.	D	L	a°	MAX (d)
西铁城 CITIZEN	CD360102.1520046	F10,L10,D10,G10	15	45.5	15	20.0
	CD360102.1616062	B12,F12	16	62.0	16	12.7
	CD360102.2616067	L16,F16,G16,E16M16	26	67	15	16.0
	CD360102.2620067	L20,F25,E25	26	67	15	20.0
	CD360102.3025078	L20,F25,E25	30	78	16	25.0
	CD360102.1913077	BL12	19.05	77.2	15	13.0
	CD360102.2216081	BL16	22	81	15	16.0
	CD360102.3320100	BL20	33	100	15	20.0

品 牌 Brand	订货号Order No	型号 Model No.	D	L	a°	MAX (d)
星昂 STAR	CD360102.1510064	JNC10,SNC10,RNC16	15	64	16	10.0
	CD360102.1814067	SH12,VNC12,SNC15,SJ5	18	67	15	14.0
	CD360102.2016067	SE16,SH16,RNC16,SR16,SA16	20	67	16	16.0
	CD360102.2620067	JNC20,SR20,VNC20	26	67	15	20.0
	CD360102.3732092	JNC32,JNC25,KNC25,KNC32	37	92	15	32.0

品 牌 Brand	订货号Order No	型号 Model No.	D	L	a°	MAX (d)
津上 TSUGAMI	CD360102.1007047	T7	10	47	20	7.0
	CD360102.2407062	NT17,NP17	23.8	62	15	7.0
	CD360102.2417062	NT16,NP16,NP12	23.8	62	15	17.0
	CD360102.2012067	BO12,BS12	20	67	14	12.0
	CD360102.2820067	BO18,BS18,S20	28	67	15	20.0

品 牌 Brand	订货号Order No	型号 Model No.	D	L	a°	MAX (d)
日本 NOUMURA	CD360102.1610053	NS–p1053,WN–16K	16	53	15	10.0
	CD360102.2016067	NS–p1653,NS–p1253,WN–16K	20	67	16	16.0

品 牌 Brand	订货号Order No	型号 Model No.	D	L	a°	MAX (d)
理研 RIKEN	CD360102.3030066	SAD25	30	66	15	30
	CD360102.4840084	SAD40	48	84	15	40

品 牌 Brand	订货号Order No	型号 Model No.	D	L	a°	MAX (d)
日本 MIYANO	CD360102.4232094	BNC34(171E)	42	94	15	32.0
	CD360102.4838094	BNC42(173E)	48	94	15	38.0
	CD360102.2820070	BN7–16(148E)	28	70	15	20.0
	CD360102.2719074	147E	27	73.5	15	19.0
	CD360102.2214055	140E	22	55	15	14.0
	CD360102.5648094	176E	56	94	15	48.0

品 牌 Brand	订货号Order No	型号 Model No.	D	L	a°	MAX (d)
STROHM	CD360102.1513064	M125,M105	15	64	16	12.7

品 牌 Brand	订货号Order No	型号 Model No.	D	L	a°	MAX (d)
托纳斯 TORNOS	CD360102.1007048	M7,MS7	10	47.5	20	7.0
	CD360102.1310064	R10,M10	13	64	16	10.0
	CD360102.2016067	R16	20	67	16	16.0
	CD360102.1307064	DECO 2000–7	13	64	16	7.0
	CD360102.1310064	DECO 2000–10	13	64	16	10.0
	CD360102.2013054	DECO 2000–13/16 ENC162	20	54	15	13.0
	CD360102.2520077	DECO 2000–20 ENC163	25	77	16	20.0

精度径跳检测 RUN OUT TOLERANCE

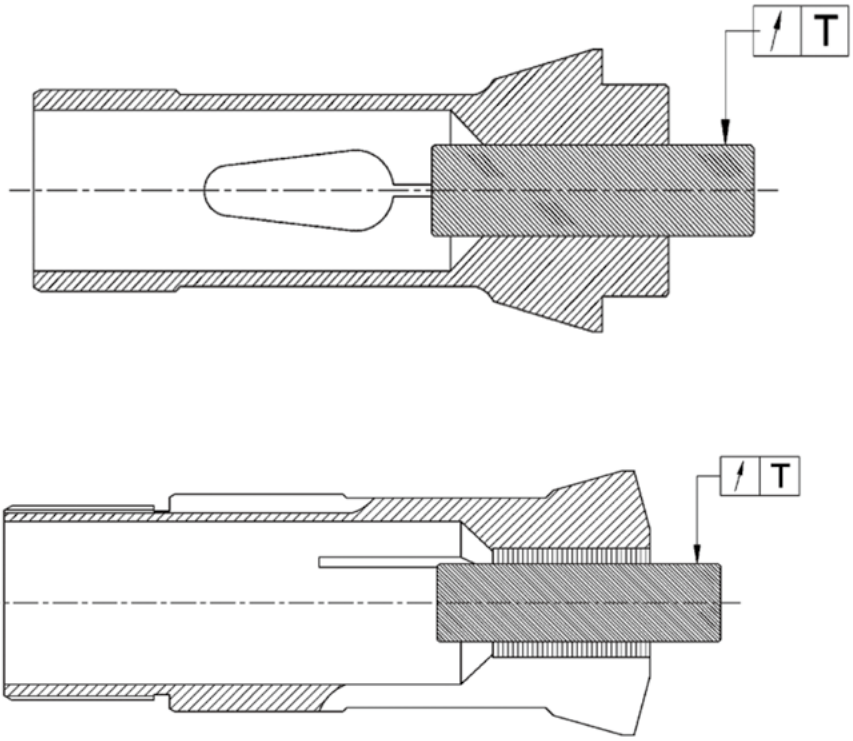

All Dimension are in mm–Unless Otherwise Specifiied

	RoundBores (TMaximum)		HEX./Sq.Bores (T Maximum)	
Bore Size	Standard Precision	Ultra Precision	Standard Precision	Ultra Precision
1.00–10.00	0.010	0.005	0.060	0.030
10.01–20.00	0.015	0.008	0.060	0.040
20.01–30.00	0.020	0.010	0.060	0.040
30.01–40.00	0.025	0.012	0.06	0.040

We constantly upgrade our products and therefore the specifications contained in our Catalog are only for guidance purpose and are subject to change without notice.

技术资料 Technical data

ST 有键槽高速刀柄标准
STANDARD OF ST HIGH SPEED COLLET CHUCK WITH KEYWAY

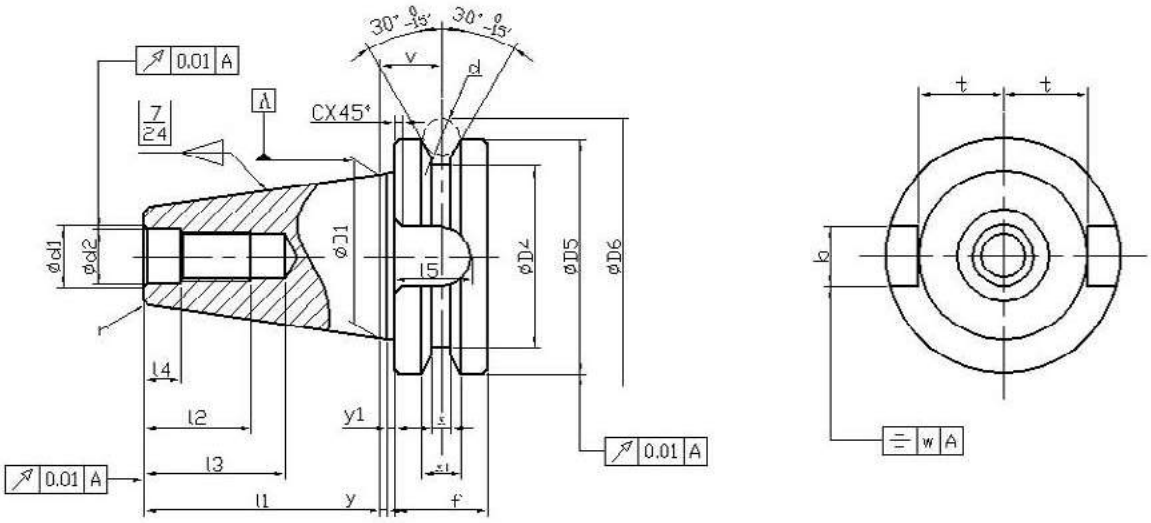

型号 Model No.	D1	l1 ±0.15	r (最大)	d1	d2 H8	g 6H	l2 (最小)	l3 (最小)	l4 ±0.5 0	b H12	l5 (最小)	t 0 −0.2	w	C (最大)
S5T	12.700	13	0.3	6.5	5.5	M5	13	15	5.5	6.5	8	6.5	0.1	0.3
S10T	15.875	16.5	0.3	7.5	6.5	M6	15	18	5.5	6.5	8	8.2	0.1	0.3
S15T	19.050	20	0.5	9.5	8.5	M8	18	22	6.5	8.1	9.5	9.8	0.1	0.3
S20T	22.225	25	0.5	9.5	8.5	M8	18	22	6.5	8.1	9.5	11.4	0.1	0.3
S25T	25.400	30	0.5	11.5	10.5	M10	22	28	7.5	9.6	11	13	0.1	0.3

型号 Model No.	D4	D5 h8	f	v ±0.1	x	x1 ±0.1 0	y ±0.4	y1 0 −0.4	角度许容差 AT_D	小端经	d	D6
S5T	15	20	10	6	2	4	1	1	+0.0021 0	8.908	4	25.072
S10T	18	23	10	6	2	4	1	1	+0.0021 0	11.063	4	28.072
S15T	21	27	11	7	2.5	5	1.5	1.5	+0.0025 0	13.216	5	33.340
S20T	24	30	11	7	2.5	5	1.5	1.5	+0.0025 0	14.933	5	36.340
S25T	28	35	13	8.5	3	6	2	2	+0.0030 0	16.650	6	42.608

MAS 403/BT

◇ **A Type:**
中心孔不通
Without through hole

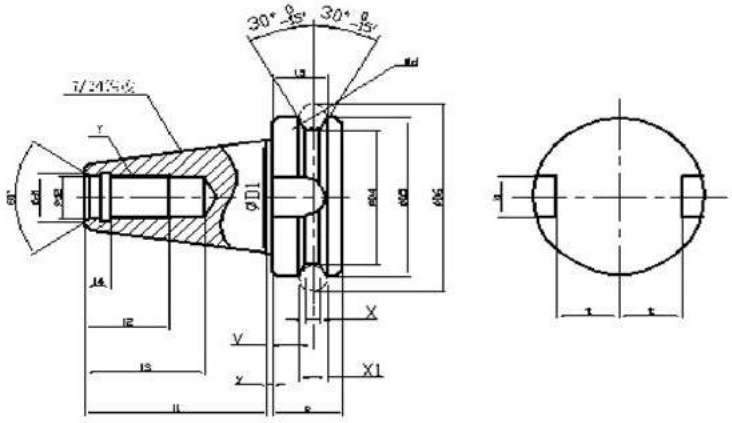

◇ **AD Type:**
中心进水冷却
Without through hole for center coolant

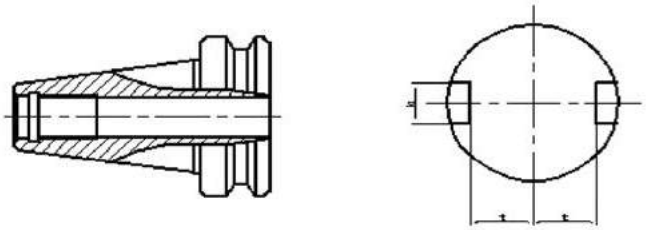

◇ **AD+BType:**
中心进水冷却与法兰盘侧面进水冷却两种形式
Form AD and from B,the former is in the center cold,the latter is in the flange plate cold,These Two Forms Can Transform.

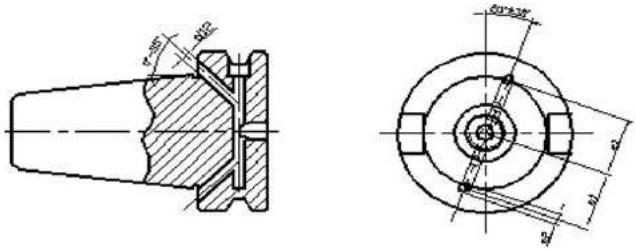

Taper No.	Model No.	D1	L1 ± 0.2	d1	d2 H8	T	L2min	L3min	L4+0.5	bH12	L5min	t–0.2
30	MAS–BT	31.75	48.4	14	12.5	M12	24	34	7.0	16.1	17	16.3
35	MAS–BT	38.1	56.4	14	12.5	M12	24	34	7.0	16.1	20	19.6
40	MAS–BT	44.45	65.4	19	17	M16 × 2	30	43	9.0	16.1	21	22.6
45	MAS–BT	57.15	82.8	23	21	M20 × 2.5	38	53	11.0	19.3	26	29.1
50	MAS–BT	69.85	101.8	27	25	M24 × 3	45	62	13.0	29.7	31	35.4

Taper No.	Model No.	D4	D5–0.05	e	e1	e2	d12	V ± 0.1	X+0.15	X1 ± 0.1	y ± 0.4	d	D6
30	MAS–BT	38	46	20	21	5	4	13.6	4	8	2	8	56.144
35	MAS–BT	43	53	22	23	5	4	14.6	5	10	2	10	65.68
40	MAS–BT	53	63	25	27	5	4	16.6	5	10	2	10	75.679
45	MAS–BT	73	85	30	35	6	5	21.2	6	12	3	12	100.216
50	MAS–BT	85	100	35	42	7	6	23.2	7	15	3	15	119.02

◎订购MAS403/BT刀柄样式时，如需中心进水与法兰盘侧面进水冷却的刀柄，请注明AD+B型，请注明AD+B,如：BT40(AD+B)/ER32–60L。

◎根据需要可提供动平衡刀柄，刀柄精度为G6.3/12000pm,精密精度G2.5/20000rpm,并注明具体精度。

◎When order MAS403/BT chuk,If you need center cooling and flange plate cooling,please spcecity AD+B,such as:BT40(AD+B)/ER32–60L.

◎We can provide balancing chuck,precision G6.3/12000,G2.5/20000rpm,please spceify what precision you need.

DIN69871–SK/JT/DAT/或DV

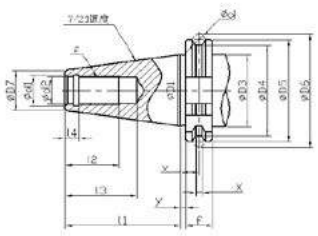

A Type

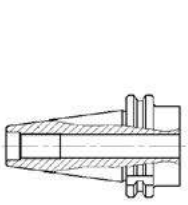

AD Type

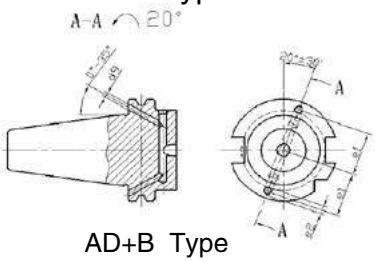

AD+B Type

◇ **A Type:**
中心孔不通
Without through hole

◇ **AD Type:**
中心进水冷却
Without through hole for center coolant

◇ **AD+BType:**
中心进水冷却与法兰盘侧面进水冷却两种形式
Form AD and from B,the former is in the center cold,the latter is in the flange plate cold,These Two Forms Can Transform.

Taper No.	Model No.	D1	L1–0.3	d1max	d2 H7	g	L2min	L3min	L4+0.5	L4+0.18	t–0.4	t1–0.4	j–0.3
30	DIN–SK	31.75	47.8	14.5	12.5	M12 × 1.75	24	33.5	5.5	16.1	16.3	18.8	15
40	DIN–SK	44.45	68.4	19	19.0	M16 × 2	32	42.5	8.2	16.1	22.7	25	18.5
45	DIN–SK	57.15	82.7	23	23.5	M20 × 2.5	40	52.5	10.0	19.3	29.1	31.3	24.0
50	DIN–SK	69.85	101.8	27	28.0	M24 × 3	47	61.5	11.5	25.7	37.7	37.7	30.0

Taper No.	Model No.	D3max	D4–0.5	D5–0.01	e1	e2	d9	f	V ± 0.1	X+0.15	y ± 0.1	D7	d	D6 ± 0.05
30	DIN–SK	45	44.3	50	21	5	4	15.9	11.1	3.75	3.2	17.808	7	59.3
40	DIN–SK	50	56.25	63.55	27	5	4	15.9	11.1	3.75	3.2	24.5	7	72.3
45	DIN–SK	63	75.25	82.55	35	6	5	15.9	11.1	3.75	3.2	33.029	7	91.35
50	DIN–SK	80	91.25	97.50	42	7	6	15.9	11.1	3.75	3.2	40.173	7	107.25

ANSI B5.50 CAT

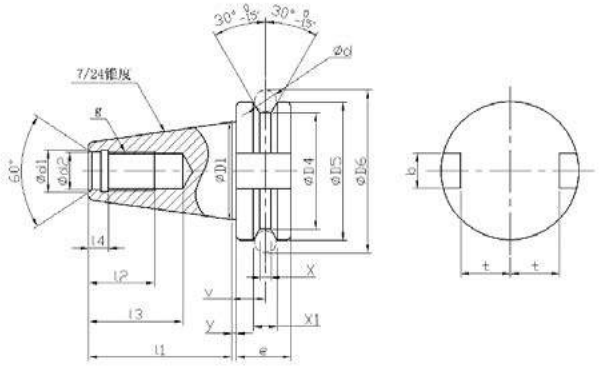

锥度号	类型	D1	L1 ± 0.2	d1	d2+0.3	g	L2min	L3min	L4+0.5	b+0.2	t–0.4	t1–0.4
30	ANSI–CAT	31.75	47.63	14	13.11	1/2"–13UNC	24	34	7.0	16.38	16.26	18.67
40	ANSI–CAT	44.45	68.25	18.5	16.28	5/8"–11UNC	30	40	4.75	16.38	22.6	25.02
45	ANSI–CAT	57.15	82.55	22.5	19.46	3/4"–10UNC	38	50	5.25	19.56	28.96	31.37
50	ANSI–CAT	69.85	101.6	26.5	26.19	1"–8UNC	45	55	5.75	25.91	35.31	37.72

锥度号	类型	D3 ± 0.25	D4–0.5	D5–0.1	e	V1 ± 0.1	X+0.15	y	d	D6 ± 0.05
30	ANSI–CAT	31.75	39.25	46.02	15.9	11.1	3.75	3.2	7	59.3
40	ANSI–CAT	44.45	56.25	63.5	15.9	11.1	3.75	3.2	7	72.3
45	ANSI–CAT	57.15	75.25	82.55	15.9	11.1	3.75	3.2	7	91.35
50	ANSI–CAT	69.85	91.25	98.425	15.9	11.1	3.75	3.2	7	107.25

R8

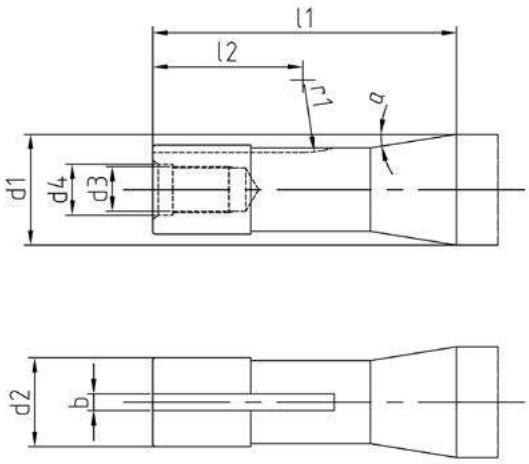

R8	
a	8° 25’ 30”
b ±0.1	4.2
d1	31.750
d2	24.109
d3 −0.007 −0.020	M 12
d4	12.5
l1	101
l2 min.	60
r1	20

CAPTO

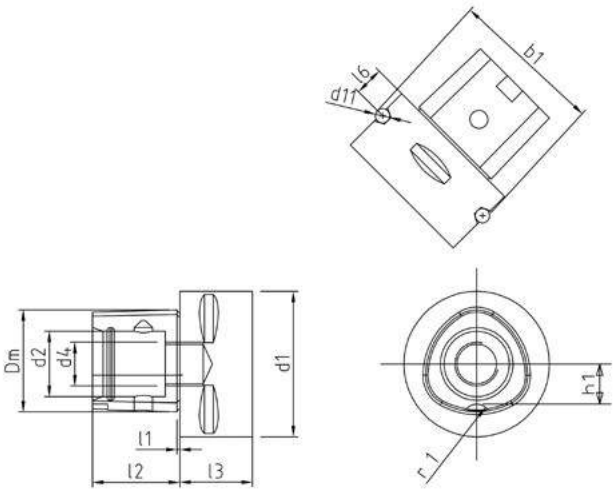

PSC	40	50	63	80	100
b ±0.1	46	59.3	70.7	86	110
Dm	28	35	44	55	72
d1 ±0.1	40	50	63	80	100
d2 +0.1 −0.05	18	21	28	32	43.025
d4	M14 × 1.5	M16 × 1.5	M20 × 2		M24 × 2
d11	5	7			10
l1	2.5	3			
l2	24	30	38	48	60
l3min	20		22	30	36
16 ± 0.15	8	10	12		16
h1 ± 0.1	11	14	18	22.2	29
r1 +2 0	3	4	5	6	8

型号 Model No.	AT3斜度标准 ATo μ rad	ATo sec	AT D μ m	L	斜度0/2
BT30	50	10”	2 μ	42	
BT40	50	10”	3 μ	59	
BT50	40	8”	4 μ	92	

型号 Model No.	AT3斜度标准 ATo μ rad	ATo sec	AT D μ m	L	斜度0/2
BT30	50	10”	2 μ	42	
BT40	50	10”	3 μ	59	
BT50	40	8”	4 μ	92	

型号 Model No.	AT3斜度标准 ATo μ rad	ATo sec	AT D μ m	L	斜度0/2
HSK63A	100	21”	1.5 μ	14.7	
HSK80A	80	16”	1.5 μ	19	
HSK100A	80	16”	1.9 μ	24	

型号 Model No.	AT3斜度标准 ATo μ rad	ATo sec	AT D μ m	L	斜度0/2
BT30	50	10”	2 μ	42	
BT40	50	10”	3 μ	59	
BT50	40	8”	4 μ	92	

技术资料Technical data

》》》HSK锥柄结构 HSK shank

旋转180度 Rotate 180 degrees



》》》HSK刀柄与主轴的连接结构及工作原理 HSK handle connected to the spindle of the structure and working principle

图一：拉杆未拉紧前 Rod before tightening

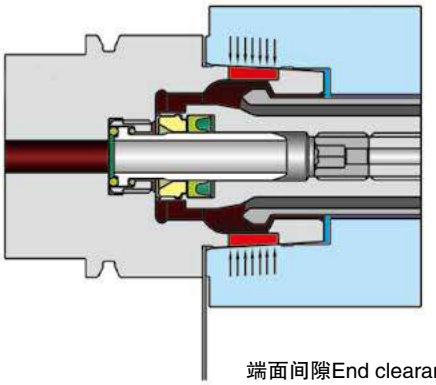

图二：拉杆拉紧后 Rod after tightening

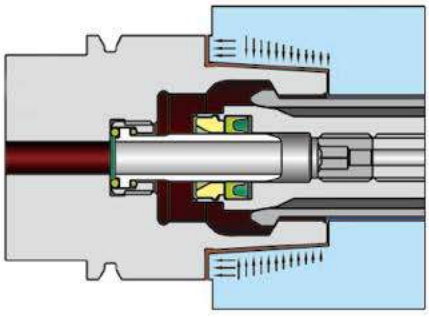

◎ HSK刀柄的空心锥柄与主轴孔完全接触时，HSK刀柄端面有约0.1mm间隙（如图一）。在夹紧机构作用下，拉杆向右移动，夹爪胀开，夹爪外锥面顶在空心锥柄30度锥面上，拉动HSK刀丙赂右移动，空心锥柄产生变形。刀柄端面与主轴端面靠紧，实现了刀柄与主轴锥面和端面两面同时定位和夹紧（如上图二）

◎ Hollow taper shank HSK toolholder and spindle hole full contact, HSK shank end–about 0.1mm gap (see figure 1). Clamping action, move lever to the right, clamping JAWS burst, clamps and exterior conical surface in the hollow taper shank on a 30–degree cone, pull the HSK tool moves toward the right c, hollow taper shank deformation. Shaft end and spindle nose close, realizes the toolholder and spindle taper and end both sides positioning and clamping (see figure II).

HSK短锥型式—A型　HSK sthort cone type–A

对于加工中心的标准设计带有机械手卡槽，适合自动刀具交换通过冷却润滑管，支持中心冷却润滑供应锥柄末端有驱动键槽数据芯片孔（DIN69873）为可选配置包含手动装卸孔，也可以用于C型柄。

For the standard design of machining center Manipulator with card slot, is suitable for automatic tool change Through the pipe cooling and lubrication, cooling and lubrication support center Taper shank end drive keyway Data chip hole (DIN69873) as optional configuration Contains the manual loading and unloading hole, can also be used for C type handle.

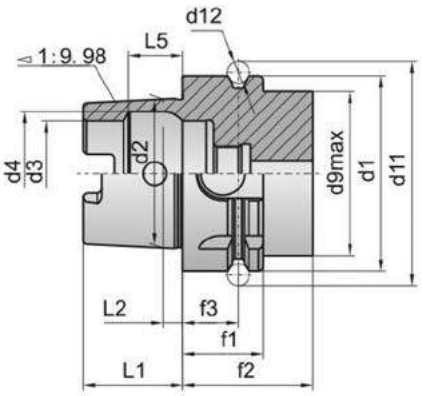

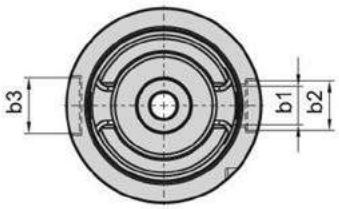

锥柄型式 Taper type	尺寸Size(mm)															
	b1	b2	b3	d1	d2	d3	d4	d9	d11	d12	f1	f2	f3	L1	L2	L5
HSK–25A	6.05	6	7	25	19.006	14	15	20	28.5	3	10	20	4.5	13	2.5	7.21
HSK–32A	7.05	7	9	32	24.007	17	19	26	37	4	20	35	16	16	3.2	8.92
HSK–40A	8.05	9	11	40	30.007	21	23	34	45	4	20	35	16	20	4	11.42
HSK–50A	10.54	12	14	50	38.009	26	29	42	59.3	7	26	42	18	25	5	14.13
HSK–63A	12.54	16	18	63	48.010	34	37	53	72.3	7	26	42	18	32	6.3	18.13
HSK–80A	16.04	18	20	80	60.012	42	50	68	88.8	7	26	42	18	40	8	22.85
HSK–100A	20.02	20	22	100	75.013	53	58	88	109.75	7	29	45	20	50	10	28.56
HSK–125A	25.02	25	28	125	95.016	67	73	111	134.75	7	29	45	20	63	12.5	36.27
HSK–160A	30.02	32	36	160	120.2	85	92	144	196.75	7	31	47	22	80	16	45.98

HSK短锥型式—C型　HSK sthort cone type–C

适合专机和模块化刀具系统带有机械手卡槽，适合手动换刀支持中心冷却润滑供应锥柄末端有驱动键槽。

Suitable for plane and modular tool system Manipulator with card slot, suitable for manual tool changeSupply cooling and lubrication support center Taper shank end drive keyway.

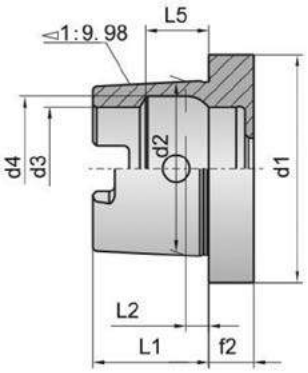

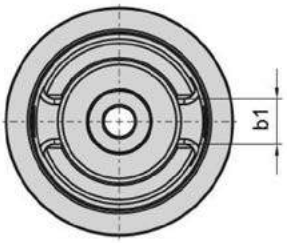

锥柄型式 Taper type	尺寸Size(mm)								
	b1	d1	d2	d3	d4	f2	L1	L2	L5
HSK–25C	6.05	25	19.006	14	15	8	13	2.5	7.21
HSK–32C	7.05	32	24.007	17	19	10	16	3.2	8.92
HSK–40C	8.05	40	30.007	21	23	10	20	4	11.42
HSK–50C	10.54	50	38.009	26	29	12.5	25	5	14.13
HSK–63C	12.54	63	48.010	34	37	12.5	32	6.3	
HSK–80C	16.04	80	60.012	42	50	16	40	8	22.85
HSK–100C	20.02	100	75.013	53	58	16	50	10	28.56
HSK–125C	25.02	125	95.016	67	73	–	63	12.5	36.27
HSK–160C	30.02	160	120.2	85	92	–	80	16	45.98

HSK短锥型式—E型　HSK sthort cone type–E

适合高速机床,带有机械手卡槽，适合自动刀具交换通过冷却润滑管，支持中心冷地润滑供应没有驱动键槽，旋转对称。

Suitable for high speed machine tool Manipulator with card slot, is suitable for automatic tool change Through the pipe cooling and lubrication, lubrication supply support center cold.
There is no drive keyway, rotational symmetry.

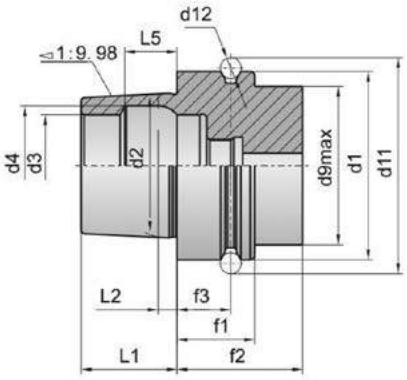

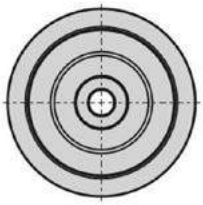

锥柄型式 Taper type	尺寸Size(mm)												
	d1	d2	d3	d4	d9	d11	d12	f1	f2	f3	L1	L2	L5
HSK–32E	32	24.007	17	19	26	37	4	20	35	16	16	3.2	8.92
HSK–40E	40	30.007	21	23	34	45	4	20	35	16	20	4	11.42
HSK–50E	50	38.009	26	29	42	59.3	7	26	42	18	25	5	14.13
HSK–63E	63	48.010	34	37	53	72.3	7	26	42	18	32	6.3	18.13
HSK–80E	80	60.012	42	50	68	88.8	7	26	42	18	40	8	22.85

HSK短锥型式—F型　HSK sthort cone type–F

适合高速机床，多用于木工领域通过加大法兰接触面可增大径向压力带有机械手卡槽，适合自动刀具交换通过冷却润滑管，支持中心冷却润滑供应没有驱动键槽，旋转对称。

Suitable for high speed machine tools used in woodworking field Through the flange surface can increase the radial pressure increased Manipulator with card slot, is suitable for automatic tool change Through the pipe cooling and lubrication, cooling and lubrication support center There is no drive keyway, rotational symmetry.

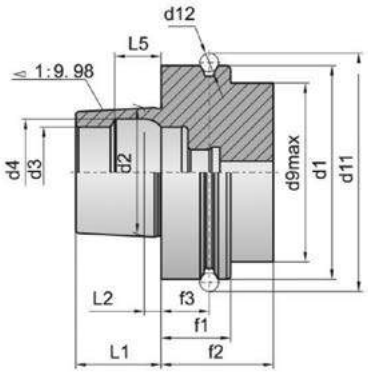

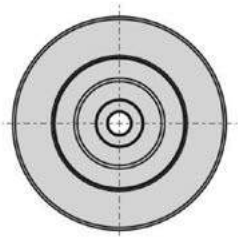

锥柄型式 Taper typeV	尺寸Size(mm)												
	d1	d2	d3	d4	d9	d11	d12	f1	f2	f3	L1	L2	L5
HSK–50F	50	30.007	21	23	42	45	4	20	35	16	20	4	11.42
HSK–63F	63	38.009	26	29	42	59.3	7	26	42	18	25	5	14.13
HSK–80F	80	48.010	34	37	67	72.3	7	26	42	18	32	6.3	18.13

HSK用切削液管尺寸表HSK cutting fluid pipe sizes

HSK NO.	D1	D2	L	L1	L2
HSK32	6	M10X1.0	26	20.5	5.5
HSK40	8	M12X1.0	29.5	22	7.5
HSK50	10	M16X1.0	33	23.5	9.5
HSK63	12	M18X1.0	36.5	25	11.5
HSK80	14	M20X1.5	40	26.5	13.5
HSK100	16	M24X1.5	44	28.5	15.5

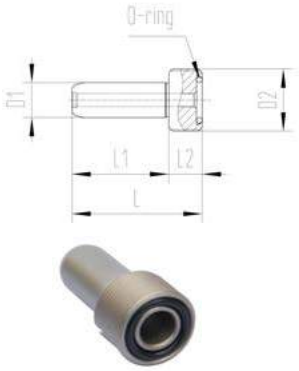

MT刀柄尺寸（A型） MORSE TAPER(A TYPE)

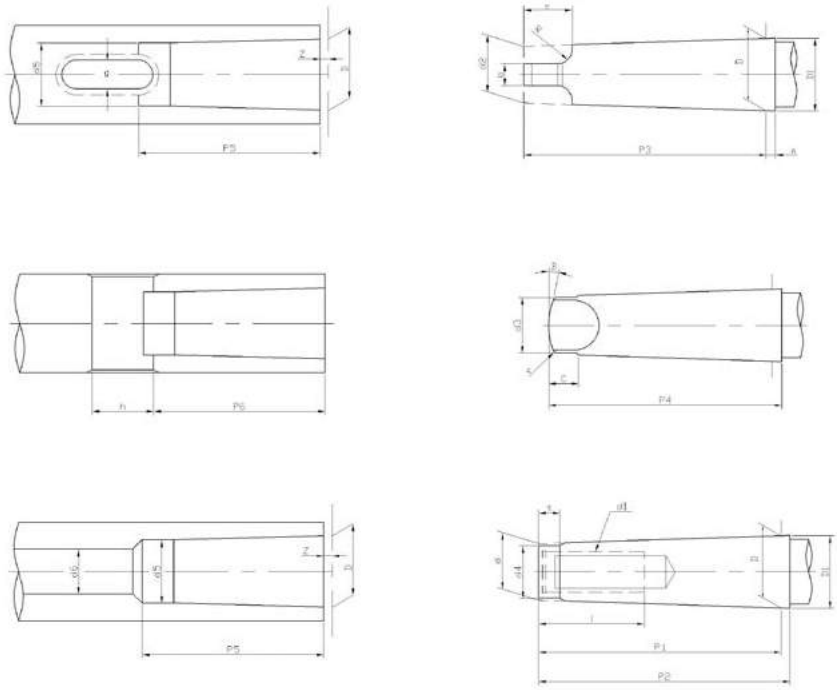

Code Number		Morse Taper							
		0	1	2	3	4	5	6	7
Size	Taper	1:19.212= 0.05205	1:20.047= 0.04988	1:20.020= 0.04995	1:19.922= 0.05020	1:19.254= 0.05194	1:19.002= 0.05263	1:19.180= 0.05214	1:19.231= 0.05200
Outslde Taper	D	9.045	12.065	17.780	23.825	31.267	44.399	63.348	83.058
	a	3	3.5	5	5	6.5	6.5	8	10
	D1	9.2	12.2	18	24.1	31.6	44.7	63.8	83.6
	d	6.4	9.4	14.6	19.8	25.9	37.6	53.9	70.0
	d1	–	M6	M10	M12	M16	*M20	M24	M33
	d2	6.1	9	14	19.1	25.2	36.5	52.4	68.2
	d3MAX	6	8.7	13.5	18.5	24.5	35.7	51	66.8
	d4MAX	6	9	14	19	25	35.7	51	65
	P1MAX	50	53.5	64	81	102.5	129.5	182	250
	P2MAX	53	57	69	86	109	136	190	260
	P3MAX	56.5	62	75	94	117.5	149.5	210	286
	P4MAX	59.5	65.5	80	99	124	156	218	296
	bh13	3.9	5.2	6.3	7.9	11.9	15.9	19	28.5
	C	6.5	8.5	10	13	16	19	27	35
	eMAX	10.5	13.5	16	20	24	29	40	54
	iMIN	–	16	24	28	32	40	50	80
	RMAX	4	5	6	7	8	10	13	19
	r	1	1.2	1.6	2	2.5	3	4	5
	tMAX	4	5	5	7	9	9	12	185
Inside Taper	d5H11	6.7	9.7	14.9	20.2	26.5	38.2	54.6	71.1
	d6	–	7	11.5	14	18	23	27	30
	P5MIN.	52	56	67	84	107	135	188	258
	P6	49	52	62	78	98	125	177	241
	gA13	41	5.4	6.6	8.2	12.2	16.2	19.3	28.8
	h	15	19	22	27	32	38	47	69
	z	1	1	1	1	1.5	15	2	2

侧压柄刀具接口形式（DIN 1835–B）INTERFACE OF LATERAL SHANK TOOLS

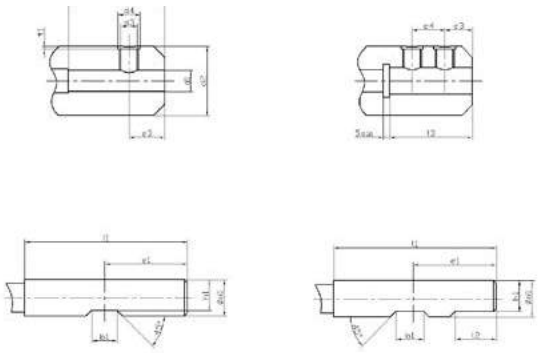

d1 (H5)	d2 (0–1)	d3 (6H)	d4 min	e3 (0)	e4 (±0.5)	l3 (±1)	t1	压紧整体硬质合金刀具推荐拉矩 recommended pull torque of compress carbide cutting tools
6	25	M6	8	18.0	–	35	1.0	5Nm
8	28	M8	10	18.0	–	35	1.3	10Nm
10	35	M10	12	20.0	–	39	1.5	16Nm
12	42	M12	14	22.5	–	44	1.6	28Nm
14	44	M12	14	22.5	–	44	1.6	28Nm
16	48	M14	16	24.0	–	47	1.7	42Nm
18	50	M14	16	24.0	–	47	1.7	42Nm
20	52	M16	18	25.0	–	49	2.1	50Nm
25	65	M18X2	20	24.0	25	54	2.1	60Nm
32	72	M20X2	22	24.0	28	58	2.2	60Nm

d1 (H6)	l1	b1	l2	e1 (0)	h1 (h11)
6	36	4.2	–	18.0	5.1
8	36	5.5	–	18.0	6.9
10	40	7.0	–	20.0	8.5
12	45	8.0	–	22.5	10.4
14	45	8.0	–	22.5	12.7
16	48	10.0	–	24.0	14.2
18	48	10.0	–	24.0	16.2
20	50	11.0	–	25.0	18.2
25	56	12.0	17	32.0	23.0
32	60	14.0	19	35.0	30.0

斜侧压柄刀具接口形式（DIN 1835–E）
INTERFACE OF LATERAL SHANK TOOLS (INCLINED)

d1 (h6)	(b1)~	(b2)	(h1)	h2 (h13)	h1 ()	l4 ()	l5	R1 min
6	3.5	4.8	5.4	4.8	36	25	18	1.2
8	4.7	6.1	7.2	6.6	36	25	18	1.2
10	5.7	7.3	9.1	8.4	40	28	20	1.2
12	6.0	8.2	11.2	10.4	45	33	22.5	1.2
16	7.6	10.1	15.0	14.2	48	36	24	1.6
20	8.4	11.5	19.1	18.2	50	38	25	1.6
25	9.3	13.6	24.1	23.0	56	44	32	1.6
32	9.9	15.5	31.2	30.0	60	48	35	1.6

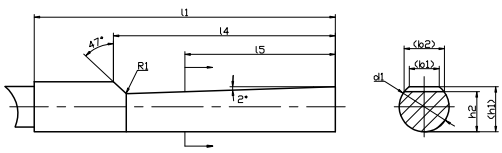

ER COLLET DIN6499-B(ER-GN TYPE) ISO15488:2003E

ER COLLET CHUCK &MACHINE SPINDLE DIMENSIONS.

Drawings with tolerance specification on request	Clamp	Type	ϕ A mm	ϕ B mm	ϕ C mm	D Cone	E mm	F mm
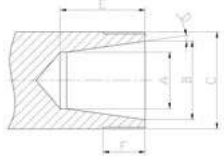	0.5–5	ER8MS	5.2	8	M10 × 0.75	8°	13	7.5
	0.5–7	ER11MS	7.5	11	M13 × 0.75	8°	17	10
	0.5–10	ER16MS	10.5	16	M19 × 1	8°	22	13
	1.0–13	ER20MS	13.5	20	M24 × 1	8°	26.5	13.5
	0.5–5	ER8MS	5.2	8	M10 × 0.75	8°	13	7.5
	0.5–7	ER11MS	7.5	11	M13 × 0.75	8°	17	10
	0.5–10	ER16MS	10.5	16	M19 × 1	8°	22	13
	1.0–13	ER20MS	13.5	20	M24 × 1	8°	26.5	13.5
	1.0–16	ER25MS	18	25	M30 × 1	8°	29	13
	0.5–7	A/ER11	7.5	11	M14 × 0.75	8°	17	10
	0.5–10	A/ER16	10.5	16	M22 × 1.5	8°	22	13
	1.0–13	A/ER20	13.5	20	M25 × 1.5	8°	26.5	13.5
	0.5–10	UM/ER16	10.5	16	M22 × 1.5	8°	22	13
	1.0–13	UM/ER20	13.5	20	M25 × 1.5	8°	26.5	13.5
	1.0–16	UM/ER25	18	25	M32 × 1.5	8°	29	14
	2.0–20	UM/ER32	23.5	32	M40 × 1.5	8°	34	16
	3.0–26	UM/ER40	30.5	40	M50 × 1.5	8°	38	17
	12–34	UM/ER50	38	50	M64 × 2	8°	48	24
	0.5–10	KM/ER16	10.5	16	M22 × 1.5	8°	22	13
	1.0–13	KM/ER20	13.5	20	M25 × 1.5	8°	26.6	13.5
	1.0–16	KM/ER25	18	25	M32 × 1.5	8°	29	14
	2.0–20	KM/ER32	23.5	32	M40 × 1.5	8°	34	16
	3.0–26	KM/ER40	30.5	40	M50 × 1.5	8°	38	17
	12–34	KM/ER50	38	50	M64 × 2	8°	48	24

ER COLLET DIN6499-B(ER-GN TYPE) ISO15488:2003E

Bezeichnung einer Spannmutter Form Nenngröße 32:
Spannmutter din 6499-D32
Tabelle3: Maße der Spannmuttern

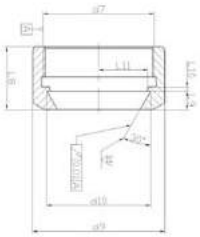

Nenngröße	d7 6H	d9	d10	l8	l9	l10 –0.2	l11 max
11	M14 × 0.75	19	12.1	11.3	3.1	1	5
16	M22 × 1.5	28	17.71	17.5	4.7	1.1	7.2
20	M25 × 1.5	34	21.76	19	5.5	1.2	9.2
25	M32 × 1.5	42	26.76	20	5.7	1.4	11.5
32	M40 × 1.5	50	33.81	22.5	6.2	1.7	14.9
40	M50 × 1.5	63	41.86	25.5	7.7	2.2	18.5

ER COLLET DIN6499–B(ER–GN TYPE)　ISO15488:2003E

Ma ß e Bezeichnung
Spannzangen,spannzangenaufnahmen und Spannmuttern brauchen der bildchen Darstellung nicht zu entsprechen;nurdie angegebenen Ma ß e sind eizuhalten.
Allgemeintoleraanzen：ISO 2768–m(siehe NIN ISO 2768 Teil 1)
Spannzangen

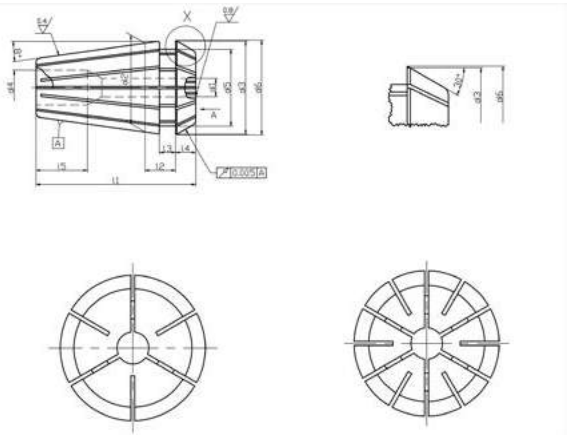

Tabelle 1：Ma ß e der spannzangen

Nenngröße	d1 H7 Nenndurchmesser Form A1) von	d1 H7 Nenndurchmesser Form A1) bis	d1 H7 Nenndurchmesser Form B2) von	d1 H7 Nenndurchmesser Form B2) bis	d2	d3 0 −0.2 Form A	d3 0 −0.2 Form B	d4 Form A	d4 Form B	d5	d6 Form A	d6 Form B	l1 max	l2 Form A	l2 Form B	l3 Form A	l3 Form B	l4 ±0.2	l5 min
11	1	<3	1	2.5	11	11.3	11.5	–	–	9.5	11.6	11.7	18	2	3.8	2	2	2.5	9
11	3	6	3	7	11	11.3	11.5	–	–	9.5	11.6	11.7	18	2	3.8	2	2	2.5	–
16	1	<5	1	4	16	16.74	17	7	7.5	13.8	17.1	17.25	27.5	2.3	6.26	2.3	2.7	4	9
16	5	10	5	10	16	16.74	17	–	–	13.8	17.1	17.25	27.5	2.3	6.26	2.3	2.7	4	–
20	1	<7	1	6	20	20.74	21	9	10	17.4	21.1	21.3	31.5	2.4	6.36	2.4	2.8	4.8	12
20	7	13	7	13	20	20.74	21	–	–	17.4	21.1	21.3	31.5	2.4	6.36	2.4	2.8	4.8	–
25	1	<8	2	7	25	25.74	26	10	12	22	26.1	26.3	34	2.5	6.66	2.5	3.1	5	13
25	8	16	8	16	25	25.74	26	–	–	22	26.1	26.3	34	2.5	6.66	2.5	3.1	5	–
32	2	<8	3	7	32	32.74	33	12	15	29.2	33.1	33.35	40	2.7	7.16	2.7	3.6	5.5	15
32	8	20	8	20	32	32.74	33	–	–	29.2	33.1	33.35	40	2.7	7.16	2.7	3.6	5.5	–
40	3	<9	4	8	40	40.74	41	14	20	36.2	41.1	41.4	46	3.5	7.66	3.5	4.1	7	18
40	9	26	9	26	40	40.74	41	–	–	36.2	41.1	41.4	46	3.5	7.66	3.5	4.1	7	–
1) F ü r Spannbereich h10																			
2) Spannbereich––00.5																			
Nenngröße 16 bis Spanntolerany––10.0；　nach Vereinbarung–00.5																			

贾格布氏锥 JACOBS TAPER SHANK 莫氏短锥MORSE SHORT SHANK

Taper NO.	Taper	Taper Angle(α)	D	d	L
JTO	0.049	1° 24'42"	6.35	5.802	11.112
JT1	0.077	2° 12'26.6"	9.754	8.469	16.669
JT2 Short	0.082	2° 19'52"	13.940	12.386	19.05
JT2	0.082	2° 19'52"	14.199	12.386	22.225
JT33	0.064	1° 49'01"	15.850	14.237	25.4
JT6	0.052	1° 30'28"	17.170	15.852	25.4
JT3	0.053	1° 31'26"	20.599	18.951	30.956
B12	0.052	1° 25'43"	12.065	11.1	18.5
B16	0.051	1° 25'50"	15.733	14.5	24.0
B18	0.049	1° 25'50"	17.78	16.2	32.0

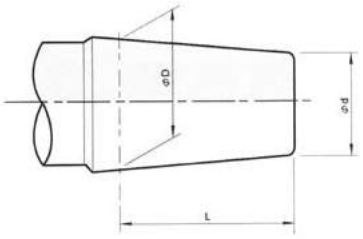

DIN2080–NT

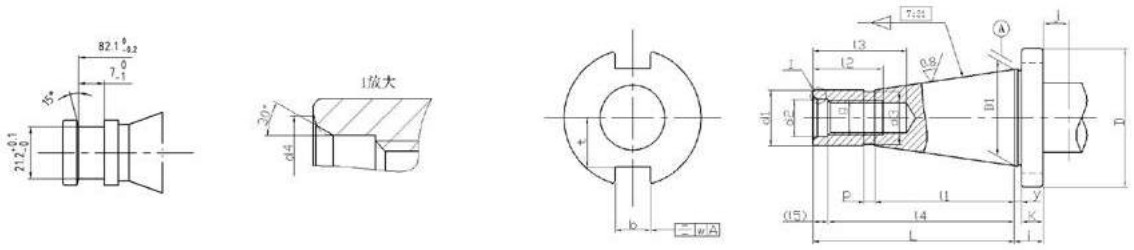

锥度号	D	D1	L h12	l1	d1 a10	p	d3	y	K ± 0.15	b H12	t max	w	d2	d4 max	g[2]	l2 min	l3 min	l4 0 −0.5	(l5)	j min
30	50	31.75	68.4	48.4	17.4	3	16.5	1.6	8	16.1	16.2	0.12	13	16	M12	24	34	62.9	5.5	9
40	63	44.45	93.4	65.4	25.3	5	24		10		22.5		17	21.5	M16	32	43	85.2	8.2	11
45	80	57.15	106.8	82.8	32.4	6	30	3.2	12	19.3	29		21	26	M20	40	53	96.8	10	13
50	97.5	69.85	126.8	101.8	39.6	8	38		12	25.7	35.3		26	32	M24	47	62	115.3	11.5	16
55	130	88.9	164.8	126.8	50.4	9	48		14		45		26	36	M24	47	62	153.3	11.5	16
60	156	107.95	206.8	161.8	60.2	10	58		16		60		32	44	M30	59	76	192.8	14	16
65	195	133.35	246	202	75	12	72	4	18	32.4	72	0.3	38	52	M36	70	89	230	16	–
70	230	165.1	296	252	92	14	90		20		86		38	52	M36	70	89	280	16	–
75	280	203.2	370	307	114	16	110	5	22	40.5	104		50	68	M48	92	115	350	20	–
80	350	254	469	394	140	18	136	6	28		132		50	68	M48	92	115	449	20	–

BLANCING FIGURE 动能平衡计算标准

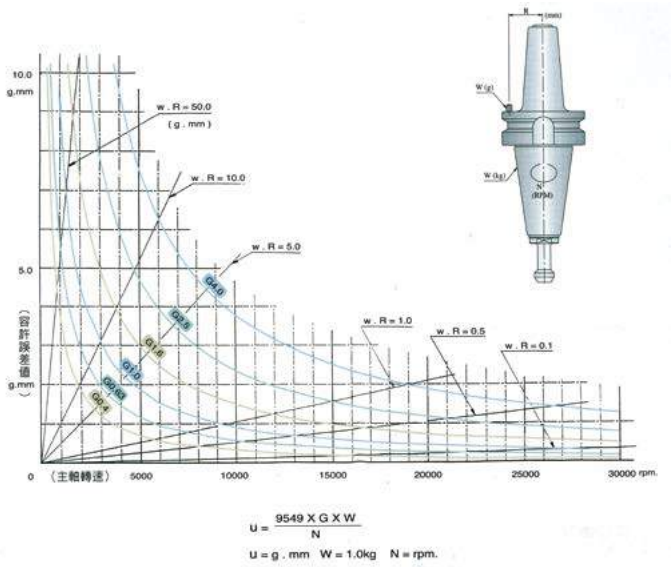

$$U = \frac{9549 \times G \times W}{N}$$

U = g . mm W = 1.0kg N = rpm.

转速rpm	G0.1	G0.4	G1.0	G1.6	G2.5	G4.0	G6.3	G10	G16	G25	G40
3000	0.32	1.27	3.18	5.09	7.96	12.73	20.05	31.83	50.93	79.58	127.32
5000	0.19	0.76	1.91	3.06	4.77	7.64	12.03	19.01	30.56	47.75	76.39
8000	0.12	0.48	1.91	1.91	2.98	4.77	7.52	11.94	19.10	29.84	47.75
10000	0.10	0.38	0.95	1.53	2.39	3.82	6.02	9.55	15.28	23.87	38.20
12000	0.08	0.32	0.80	1.27	1.99	3.18	5.01	7.96	12.73	19.89	31.83
15000	0.06	0.25	0.64	1.02	1.59	2.55	4.01	6.37	10.19	15.92	25.46
20000	0.05	0.19	0.48	0.76	1.19	1.91	3.01	4.77	7.64	11.94	19.10
25000	0.04	0.15	0.38	0.61	0.95	1.53	2.41	3.82	6.11	9.55	15.28
30000	0.03	0.13	0.32	0.51	0.80	1.27	2.01	3.18	5.09	7.96	12.73
35000	0.03	0.11	0.27	0.44	0.68	1.09	1.72	2.73	4.37	6.82	10.91
40000	0.02	0.10	0.24	0.38	0.60	0.95	1.50	2.39	3.82	5.97	9.55
50000	0.02	0.08	0.19	0.31	0.48	0.76	1.20	1.91	3.06	4.77	7.64